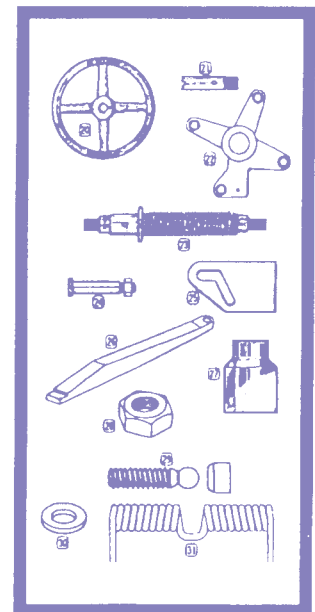
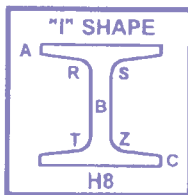

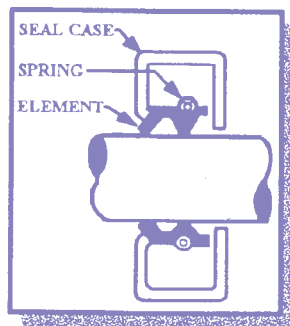
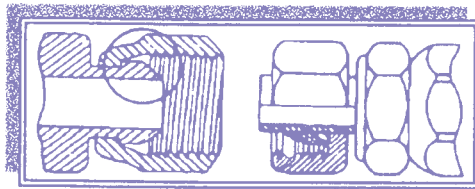
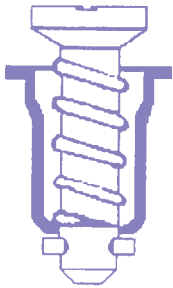


AUG 2003

Section 3
FSG 59 thru 99



A FLOAT
SHOPPING
GUIDE



FOREWORD

PURPOSE

The purpose of this publication is to assist fleet personnel in identifying common items of supply.

SCOPE

The selection of types and quantities of items in the ASG publication is limited to items demanded by the afloat units. As a result, the ASG publication does not include all valid items in the Supply System.

REMINDERS

ILLUSTRATIONS

In this publication, illustrations are representative and typical of the item(s) described rather than exact representations, since the products of various manufacturers may vary some what in appearance.

REFERENCE NUMBERS

Manufacturer reference numbers appearing in the Afloat Shopping Guide are provided only where items descriptions were developed from manufacturer drawings.

CARGO USE

To determine if an item is available from the Combat Logistics Force Ship, refer to the latest edition of NAVSUP PUB 4998, Consolidated Afloat Requisitioning Guide-Overseas (CARGO). If listed, we recommend the selection and use of the items in the CARGO, because of the availability to deployed units.

SUPPLY MANAGEMENT DATA

Refer to the current Supply Management Data found in your Requisitioning data file for up-to-date information on unit price, unit of issue, and other supply management data.

Table of Contents

Index of Federal Supply Groups and Classes	III
How to Use This Section	IX
Buy Our Spare's Smart Program (BOSS)	X
Publication Distribution	XI
Plastic Removal in the Marine Environment (PRIME)	XII
Level 1 Fasteners	XV
Technical Assistance Phone Numbers	XVI
Shipboard Approved Habitability Statement	XVII
Alphabetic Index of Approved Item Names	XIX
Item Descriptive Data	3-1
NIIN Index	3-355

Index of Federal Supply Groups and Classes

GROUP 59

ELECTRICAL AND ELECTRONIC EQUIPMENT COMPONENTS

FSC 5905 — RESISTORS	3-1
FSC 5910 — CAPACITORS	3-3
FSC 5920 — FUSES, ARRESTORS, ABSORBERS, and PROTECTORS.....	3-5
FSC 5930 — SWITCHES	3-17
FSC 5935 — ELECTRICAL CONNECTORS	3-19
FSC 5940 — LUGS, TERMINALS and TERMINAL STRIPS	3-23
FSC 5945 — RELAYS and SOLENOIDS.....	3-27
FSC 5962 — MICROCIRCUITS, ELECTRONIC	3-29
FSC 5965 — HEADSETS, HANDSETS, MICROPHONES and SPEAKERS	3-31
FSC 5970 — ELECTRICAL INSULATORS and INSULATING MATERIALS	3-33
FSC 5975 — ELECTRICAL HARDWARE and SUPPLIES.....	3-35
FSC 5977 — ELECTRICAL CONTACT BRUSHES and ELECTRODES	3-37
FSC 5990 — SYNCHROS and RESOLVERS	3-39
FSC 5999 — MISCELLANEOUS ELECTRICAL and ELECTRONIC COMPONENTS	3-41

GROUP 61

ELECTRICAL WIRE, and POWER and DISTRIBUTION EQUIPMENT

FSC 6135 — BATTERIES, NONRECHARGEABLE	3-43
FSC 6140 — BATTERIES, RECHARGEABLE.....	3-45
FSC 6145 — WIRE and CABLE, ELECTRICAL.....	3-47
FSC 6160 — MISCELLANEOUS BATTERY RETAINING FIXTURES and LINERS	3-51

GROUP 62

LIGHTING FIXTURES and LAMPS

FSC 6210 — INDOOR and OUTDOOR ELECTRIC LIGHTING FIXTURES	3-53
FSC 6230 — ELECTRIC PORTABLE and HAND LIGHTING EQUIPMENT	3-61
FSC 6240 — ELECTRIC LAMPS.....	3-67
FSC 6250 — BALLASTS, LAMPHOLDERS and STARTERS	3-75

Index of Federal Supply Groups and Classes

FSC 6260 — NONELECTRICAL LIGHTING FIXTURES 3-77

GROUP 66

INSTRUMENTS and LABORATORY EQUIPMENT

FSC 6645 — TIME MEASURING INSTRUMENTS 3-79

FSC 6670 — SCALES and BALANCES 3-81

FSC 6675 — DRAFTING, SURVEYING, and MAPPING INSTRUMENTS 3-83

FSC 6685 — PRESSURE, TEMPERATURE, and HUMIDITY MEASURING and
CONTROLLING INSTRUMENTS 3-87

FSC 6695 — COMBINATION and MISCELLANEOUS INSTRUMENTS 3-101

FSC 6750 — PHOTOGRAPHIC SUPPLIES 3-103

GROUP 68

CHEMICALS and CHEMICAL PRODUCTS

FSC 6810 — CHEMICALS 3-105

FSC 6830 — GAS: COMPRESSED and LIQUEFIED 3-109

FSC 6840 — PEST CONTROL AGENTS and DISINFECTANTS 3-111

FSC 6850 — MISCELLANEOUS CHEMICAL SPECIALTIES 3-113

GROUP 72

HOUSEHOLD and COMMERCIAL FURNISHINGS and APPLIANCES

FSC 7210 — HOUSEHOLD FURNISHINGS 3-119

FSC 7220 — FLOOR COVERINGS 3-121

FSC 7230 — DRAPERIES, AWNINGS, and SHADES 3-123

FSC 7240 — HOUSEHOLD and COMMERCIAL UTILITY CONTAINERS 3-125

FSC 7290 — MISCELLANEOUS HOUSEHOLD and COMMERCIAL FURNISHINGS and
APPLIANCES 3-127

GROUP 73

FOOD PREPARATION and SERVING EQUIPMENT

FSC 7310 — FOOD COOKING, BAKING, and SERVING EQUIPMENT 3-129

FSC 7320 — KITCHEN EQUIPMENT and APPLIANCES 3-133

FSC 7330 — KITCHEN HAND TOOLS and UTENSILS 3-135

FSC 7340 — CUTLERY and FLATWARE 3-141

FSC 7350 — TABLEWARE 3-145

IV

Index of Federal Supply Groups and Classes

FSC 7360 — SETS, KITS, OUTFITS, and MODULES, FOOD PREPARATION and SERVING	3-149
---	-------

GROUP 75

OFFICE SUPPLIES and DEVICES

FSC 7510 — OFFICE SUPPLIES	3-151
FSC 7520 — OFFICE DEVICES and ACCESSORIES	3-159
FSC 7530 — STATIONERY and RECORD FORMS	3-163

GROUP 79

CLEANING EQUIPMENT and SUPPLIES

FSC 7910 — FLOOR POLISHERS and VACUUM CLEANING EQUIPMENT	3-167
FSC 7920 — BROOMS, BRUSHES, MOPS, and SPONGES	3-169
FSC 7930 — CLEANING and POLISHING COMPOUNDS and PREPARATIONS	3-175

GROUP 80

BRUSHES, PAINTS, SEALERS and ADHESIVES

FSC 8010 — PAINTS, DOPES, VARNISHES, and RELATED PRODUCTS	3-177
FSC 8020 — PAINTS and ARTISTS' BRUSHES	3-181
FSC 8030 — PRESERVATIVE and SEALING COMPOUNDS	3-185
FSC 8040 — ADHESIVES	3-191

GROUP 81

CONTAINERS, PACKAGING and PACKING SUPPLIES

FSC 8105 — BAGS and SACKS	3-195
FSC 8110 — DRUMS and CANS	3-197
FSC 8115 — BOXES, CARTONS and CRATES	3-199
FSC 8120 — COMMERCIAL and INDUSTRIAL GAS CYLINDERS	3-201
FSC 8125 — BOTTLES and JARS	3-203
FSC 8135 — PACKAGING and PACKING BULK MATERIALS	3-205

GROUP 83

TEXTILES, LEATHER, FURS, APPAREL and SHOE FINDINGS, TENTS and FLAGS

FSC 8305 — TEXTILE FABRICS	3-207
FSC 8310 — YARN and THREAD	3-211

Index of Federal Supply Groups and Classes

FSC 8315 — NOTIONS and APPAREL FINDINGS.....	3-213
FSC 8340 — TENTS and TARPAULINS	3-215
FSC 8345 — FLAGS and PENNANTS.....	3-217

GROUP 84

CLOTHING, INDIVIDUAL EQUIPMENT and INSIGNIA

FSC 8405 — OUTERWEAR, MEN'S.....	3-221
FSC 8410 — OUTERWEAR, WOMEN'S	3-227
FSC 8415 — CLOTHING, SPECIAL PURPOSE	3-233
FSC 8420 — UNDERWEAR and NIGHTWEAR, MEN'S.....	3-245
FSC 8430 — FOOTWEAR, MEN'S.....	3-247
FSC 8435 — FOOTWEAR, WOMEN'S	3-253
FSC 8440 — HOSIERY, HANDWEAR, and CLOTHING ACCESSORIES, MEN'S.....	3-255
FSC 8455 — BADGES and INSIGNIA.....	3-257
FSC 8460 — LUGGAGE	3-261
FSC 8465 — INDIVIDUAL EQUIPMENT	3-263
FSC 8470 — ARMOR, PERSONAL.....	3-267

GROUP 91

FUELS, LUBRICANTS, OILS and WAXES

FSC 9150 — OILS and GREASES: CUTTING, LUBRICATING and HYDRAULIC.....	3-269
FSC 9160 — MISCELLANEOUS WAXES, OILS, and FATS.....	3-275

GROUP 93

NONMETALLIC FABRICATED MATERIALS

FSC 9310 — PAPER and PAPERBOARD.....	3-277
FSC 9320 — RUBBER FABRICATED MATERIALS.....	3-279
FSC 9330 — PLASTIC FABRICATED MATERIALS	3-281
FSC 9340 — GLASS FABRICATED MATERIALS.....	3-285
FSC 9350 — REFRACTORIES and FIRE SURFACING MATERIALS	3-287
FSC 9390 — MISCELLANEOUS FABRICATED NONMETALLIC MATERIALS.....	3-289

Index of Federal Supply Groups and Classes

GROUP 95

METAL BARS, SHEETS, and SHAPES

FSC 9505 — WIRE, NONELECTRICAL.....	3-293
FSC 9510 — BARS and RODS	3-299
FSC 9515 — PLATE, SHEET, STRIP, FOIL and LEAF	3-307
FSC 9520 — STRUCTURAL SHAPES	3-315
FSC 9525 — WIRE, NONELECTRICAL, NONFERROUS BASE METAL	3-321
FSC 9530 — BARS and RODS, NONFERROUS BASE METAL	3-325
FSC 9535 — PLATE, SHEET, STRIP, and FOIL: NONFERROUS BASE METAL	3-333
FSC 9540 — STRUCTURAL SHAPES, NONFERROUS BASE METAL.....	3-341

GROUP 99

MISCELLANEOUS

FSC 9905 — SIGNS, ADVERTISING DISPLAYS, and IDENTIFICATION PLATES	3-349
FSC 9920 — SMOKERS' ARTICLES and MATCHES.....	3-353

How to use the ASG Catalog.

Each ASG Section has a complete Federal Supply Group/Class Index and an Alphabetical Index.

Each Section is in numeric order beginning with Page 1. Page Numbers are prefixed with the corresponding Section Number, for example: 1-25 is page 25 of Section 1. Accordingly, 3-30 is page 30 of Section 3.

WOULD YOU PAY \$500.00 FOR A HAMMER?

Of course not, and Uncle Sam won't either. We've all heard horror stories about excessive prices being paid by the Government for supplies. Since its establishment, the Price Challenge Hotline has saved the Government millions of dollars. The Navy is committed to continuing the program's success in the future.

The person, best able, to identify instances of over-pricing is you, the customer. You are encouraged to take the time to consider if the price you are being charged is fair and reasonable. If you think you've found a case of over-pricing, please notify the Fitting Out and Supply Support Assistance Center (FOSSAC) by calling any of the numbers listed below. FOSSAC is the central point within the Navy for all pricing inquiries. Your challenge may also result in a cash award.

The Price Challenge Hotline voice mail, is available 24 hours per day, 7 days per week.

Toll Free: 1-(800) 628-2425

DSN: 646-2006

Commercial: (757) 443-2006

Fax DSN: 646-2019 Commercial: 757-443-2019

Web site: <http://www.fossac.navy.mil>

★ Publication Distribution

For Automatic Distribution submit your request to NAVICP by mail, email or phone. A CD-ROM of the ASG will be included with your Catalog.

Commanding Officer
Naval Inventory Control Point - P
Code P333343.10
700 Robbins Avenue
Philadelphia Pa 19111-5098
Email: Harry_E_Laquintano@icpphil.navy.mil
Phone: DSN: 442-5647 Commercial: (215) 697-5647
Fax: DSN: 442-5914 Commercial: 215-697-5914

Include your Unit Identification Code (UIC), point of contact, phone number and complete mailing address. For optimum response to your needs, also include your activity SNDL number.

★ Problem Reporting

Suspected data errors should be addressed using the DLIS Publication Feedback Card provided in the back of the catalog.

Comments, questions, suggestions and technical problems may be directed to:

Defense Logistics Information Service
ATTN: DLIS-KBNB
74 N Washington Avenue Suite 7
Battle Creek, Mi 49017-3084

For Inquires contact:

Defense Logistics Information Service
Customer Contact Center
DSN 932-4725 / 1-888-352-9333
Email: dlis-support@dlis.dla.mil
Fax: DSN 932-5305 / (269) 961-5305

PRIME

PLASTIC REMOVAL IN THE MARINE ENVIRONMENT

Dumping plastic at sea is harmful to the marine environment.

Each year about 100,000 marine mammals and 1 million birds die from ingestion or entanglement in plastic debris.

Plastic washes up near shores and on beaches, posing a litter problem.

Floating plastic can be a navigation hazard.

In accordance with the Marine Plastic Pollution Research and Control Act of 1987, U.S. Navy ships may no longer dispose of plastic at sea.

What is being done about the problem from a supply standpoint?

The PRIME Action Team at the Navy Inventory Control Point-Mech. is working to identify non-plastic substitutes for plastic consumables and packaging materials loaded on board ships.

As non-plastic alternatives to plastic items currently in use are identified, information will be provided through shopping advisory messages and the Afloat Shopping Guide. To help you shop more "wisely", items recommended for shipboard use will be annotated with "NP" by the National Item Identification Number.

What can you do?

Make every effort to cut down on the amount of plastic coming aboard your ship by ordering those items annotated with "NP" or specified as non-plastics in the ASG in its item description.

If you know of an item packaged in or made of materials other than plastics that could replace plastic or plastic-packaged items at your duty station, then please notify the PRIME Program Manager by calling, Commercial (717) 605-5623 or DSN 430-5623, or by completing and faxing (717) 605-7686 or mailing the attached form. You may also email to vickie_m_edgar@icpmech.navy.mil

Together, we can make a difference in saving our marine environment.

PRIME

RECOMMENDATION FOR NON-PLASTIC ITEM

Recommend that the following non-plastic item be adopted for Navy shipboard use:

Item Name _____

Description _____

NSN or Part Number _____

Manufacturer (or CAGE Code) _____

Unit of issue _____

Price _____

Other information _____

Can the above item be substituted for a plastic item currently being used? If so what is it?

Item Name _____

Description _____

NSN or Part Number _____

Manufacturer (or CAGE Code) _____

Unit of issue _____

Price _____

Other information _____

Fill in what you can and mail to the address on the reverse side. Please sign and give us your address and phone number should we need to contact you.

Rank/Rate Name _____

Address _____

Phone Number(s) _____

PRIME phone number at NAVICP-Mech is (717) 605-5623 or DSN 430-5623. Fax - (717) 605-7686 email address vickie_m_edgar@icpmech.navy.mil

DEPARTMENT OF THE NAVY

OFFICIAL BUSINESS

**COMMANDING OFFICER
NAVAL INVENTORY CONTROL POINT-MECH
PRIME PM (CODE M077.A)
ATTN: VICKI EDGAR
5450 CARLISLE PIKE
PO BOX 2020
MECHANICSBURG PA 17055-0788**

DO NOT STAPLE!

Note: fold on the dotted lines and tape close.

THIS CATALOG IS
NOT TO BE USED
FOR OBTAINING
FASTENERS FOR

LEVEL 1 / SUBSAFE SYSTEMS

CAUTION:

USE ONLY LEVEL 1/SUBSAFE STOCK
PROGRAM FOR YOUR SYSTEM FASTENERS.

Main and auxiliary steam and catapult steam systems with a design temperature above 775 degess require Level 1 support. Use **NAVSEA Level 1 Catalog** 0948-LP-103-6010 to identify Level 1 fasteners, valves and piece parts. For other steam system fastener requirements, consult **Military Standard 777**.

Naval Ship's Technical Manual 0901-LP-075-0000 (S9086-CJ-STM-002), Chapter 075, provides additional information on the proper identification and use of threaded fasteners.

TECHNICAL ASSISTANCE

NOTE: Ask to speak to the Item Manager of your class

Defense Supply Center Columbus (DSCC) CLASSES: 2040, 2090, 3020, 3441, 4710, 4720, 4730, 4820, 4940, 5905, 5910, 5920, 5930, 5935, 5945, 5962, 5965, 5977, 5590, 5999, 6145, 6695, 6750	Phone (614) 692-2271 DSN 850-2271
Defense Supply Center Richmond (DSCR) CLASSES: 3040, 3110, 3130, 3433, 3439, 3455, 3456, 3460, 3940, 4010, 4030, 4130, 4140, 4240, 4810, 5130, 5940, 5970, 5975, 6135, 6140, 6160, 6645, 6670, 6685, 6810, 6830, 6840, 6850, 8120, 9150, 9320, 9330, 9340, 9350, 9390	Phone (804) 279-4865 DSN 695-4865
Defense Supply Center Philadelphia(DSCP) CLASSES: 3030, 4020, 4110, 4210, 4220, 4510, 4930, 5305, 5306, 5307, 5310, 5315, 5320, 5325, 5330, 5340, 5355, 5360, 5365, 5510, 5530, 6210, 6230, 6240, 6250, 6260, 6675, 7310, 7320, 7360, 8110, 8125, 9160, 9505, 9510, 9515, 9520, 9525, 9530, 9535, 9540	Phone (215) 737-2336 DSN 444-2336
Defense Personnel Support Center (DPSC) CLASSES: 7210, 8305, 8310, 8315, 8340, 8345, 8405, 8410, 8415, 8420, 8430, 8435, 8440, 8455, 8460, 8465, 8470	Phone (800) 413-6789
General Products Commodity Center CLASSES: 5345, 5350, 5610, 5640, 5680, 7240, 7290, 7330, 7340, 7350, 7910, 7920, 7930, 9905	Phone (817) 978-2051 DSN 874-3697/3698
USA Tank Automotive (TACOM) CLASS: 2640	Phone (810) 574-6245 DSN 786-6245
National Furniture Center CLASSES: 7220, 7230	Phone (703) 305-7003 DSN 664-0504
Office and Supply and Paper Products CLASSES: 7510, 7520, 7530, 8105, 8115, 8135, 9310	Phone (212) 264-0479
Tools and Appliances Acquisition Center (GSA) CLASSES: 5110, 5120, 5133, 5136, 5140, 5180, 5210, 8010, 8020, 8030, 8040	Phone (816) 926-7315 DSN 465-7315
GSA National Customer Service Center CLASS: 9920	Phone (800) 488-3111 DSN 465-1416

SHIPBOARD APPROVED HABITABILITY STATEMENT

CAUTION: THIS SECTION IS NOT TO BE USED FOR
OBTAINING SHIPBOARD APPROVED HABITABILITY
EQUIPMENT

This Afloat Shopping Guide section **does not** contain any shipboard approved habitability equipment/items. Shipboard approved equipment/items **are** available on-line at:

http://www.dt.navy.mil/code_97/9780/9783hp.html

All habitability equipment/items not identified in the above catalogs must be approved, in writing, prior to shipboard installation. NAVSURFWARCEN SHIPSYSENGSTA Philadelphia PA message, 171945Z Oct 97, provides specific instructions for their approval. Questions may be directed to:

Naval Surface Warfare Center (NSWCCD-SSES)
Ship Systems Engineering Station, Carderock Division
5001 S. Broad St.
Philadelphia Naval Business Center
Philadelphia, PA 19112-1403
Attn: Code 9783
Telephone (215) 897-7317 (DSN 443-7317)
Fax at (215) 897-7343 (DSN 443-7343).

Section 1 Alphabetical Index

A

ACETIC ACID, GLACIAL, TECHNICAL	3-103	DUFFEL	3-263
ACETONE, ACS	3-105	FLYER'S HELMET	3-233
ACETYLENE, TECHNICAL	3-109	GARMENT	3-263
ACID SOLUTION	3-105	GLOVE	3-195
ADAPTER,		LAUNDRY	3-263
BATTERY TERMINAL	3-23	MAIL CARRIER'S	3-263
CABLE CLAMP TO CONNECTOR	3-19	MAILING	3-195
CONNECTOR	3-19	NUCLEAR, BIOLOGICAL AND CHEMICAL	3-263
ELECTRICAL CONDUIT	3-35	PAPER	3-195
ADHESIVE	3-191	PASTRY DECORATING	3-135
AIRBRUSH, ARTIST'S	3-159	PERSONAL EFFECTS	3-263
ALCOHOL, DENATURED	3-105	PILOT RELIEF	3-195
AMINO ACID REAGENT	3-105	PLASTIC	3-195
AMMONIUM HYDROXIDE,		SAND	3-196
REAGENT	3-105	STRAINER, PAINT	3-196
TECHNICAL	3-105	TEXTILE	3-196
AMPOULE, DISSOLVED OXYGEN	3-105	VACUUM CLEANER	3-167
ANGLE, STRUCTURAL	3-341	WASTE RECEPTACLE	3-196
ANTIFOAM COMPOUND, SILICONE	3-113	BALANCE, TRIP	3-81
ANTIFREEZE	3-113	BALLAST, LAMP	3-75
ANTISEIZE COMPOUND	3-185	BAR, METAL	3-325
APPLICATOR, WAX	3-169	BAROMETER, ANEROID	3-87
APRON,		BASKET,	
CONSTRUCTION WORKER'S	3-233	FRYING	3-129
FOOD HANDLER'S	3-233	WASTEPAPER	3-159
PLASTIC, DISPOSABLE	3-233	BATON, TRAFFIC DIRECTING	3-61
TOXICOLOGICAL AGENTS PROTECTIVE	3-233	BATTERY BOX	3-51
UTILITY	3-233	BATTERY FILLER,	
WELDER'S	3-233	GRAVITY	3-46
ARCH BOARD FILE	3-159	SYRINGE	3-46
ARGON, TECHNICAL	3-109	BATTERY RETAINER	3-51
ARRESTER,		BATTERY WATER	3-105
ELECTRICAL SURGE	3-16	BATTERY,	
LIGHTNING	3-16	NONRECHARGEABLE	3-43
ASH RECEIVER, TOBACCO	3-353	STORAGE	3-45
		BEAM, STRUCTURAL	3-345
		BEDSPREAD	3-119
		BEESWAX, TECHNICAL	3-275
		BELLOWS, PROTECTION	3-289
		BELT,	
		INDIVIDUAL EQUIPMENT	3-264
		MILITARY POLICE	3-264
		BEZEL, INSTRUMENT MOUNTING	3-101
		BINDER,	
		AWARDS CERTIFICATE	3-151
		LOOSE LEAF	3-151
		NOTE PAD	3-151
		BLADE SET, BREAD SLICING MACHINE	3-133

B

BADGE,		DUFFEL	3-263
IDENTIFICATION	3-257	FLYER'S HELMET	3-233
IDENTIFICATION, PERSONNEL	3-257	GARMENT	3-263
QUALIFICATION	3-257	GLOVE	3-195
BAG,		LAUNDRY	3-263
COFFEE URN	3-129	MAIL CARRIER'S	3-263
DRINKING WATER STORAGE	3-263	MAILING	3-195

Section 1 Alphabetical Index

BLADE,		SHIPPING	3-199
MEAT TENDERIZER	3-133	SMALL PARTS	3-199
ROTARY	3-133	BRACKET ASSEMBLY, LANTERN, HAND	3-64
SQUEEGEE	3-169	BRACKET, MICROPHONE	3-31
BLANKET, BED	3-119	BRAID, WIRE	3-47
BLEACH, PHOTOGRAPHIC	3-103	BRAKE FLUID, AUTOMOTIVE	3-269
BLUING, BEARING, HI-SPOT	3-113	BRASS SHIM STOCK ASSORTMENT	3-333
BOARD, FOOD CHOPPING AND SLICING	3-135	BRASS, TROPHY	3-333
BOATSWAIN'S PIPE	3-264	BRASSARD	3-257
BODY ARMOR,		BREADBASKET	3-147
FRAGMENTATION PROTECTIVE	3-267	BRICK,	
SMALL ARMS PROTECTIVE	3-267	INSULATING, HIGH TEMPERATURE	3-287
BODY ASSEMBLY, LANTERN	3-64	REFRACTORY, SPECIAL SHAPE	3-287
BOOK ENDS	3-159	REFRACTORY, SPLIT	3-287
BOOK MEMORANDUM	3-163	REFRACTORY, STRAIGHT	3-287
BOOK,		BROOM,	
APPOINTMENT	3-163	PUSH	3-169
RECORD	3-163	UPRIGHT	3-169
BOOT, DUST AND MOISTURE SEAL	3-35	WHISK	3-169
BOOTS,		BRUSH	3-169
COLD WEATHER	3-247	BRUSH PLATING SOLUTION, NICKEL	3-113
EXTREME COLD WEATHER	3-248	BRUSH SET, ARTIST'S	3-182
FIREMEN'S	3-248	BRUSH,	
HOT WEATHER	3-248	ACID SWABBING	3-169
SAFETY	3-249	ARTIST'S	3-181
BORIC ACID, ACS	3-105	BOTTLE AND BURETTE	3-169
BOTTLE AND TUMBLER SET	3-149	BRISTLE	3-169
BOTTLE,		CHASSIS AND RUNNING GEAR	3-169
APPLICATOR	3-203	CLEANING, AIRCRAFT	3-169
CARBOY	3-203	CLEANING, TOOL AND PARTS	3-169
DRINKING, WATER DISPENSER	3-203	DUSTING, BENCH	3-170
PLASTIC	3-203	DUSTING, DRAFTSMAN'S	3-170
SCREW CAP	3-203	DUSTING, LENS AND PHOTOGRAPHIC	
VACUUM	3-135	NEGATIVE	3-170
BOWL,		DUSTING, RADIATOR	3-170
BEVERAGE DISPENSER	3-129	ELECTRICAL CONTACT	3-37
EATING	3-146	FILE CLEANER	3-170
FOOD MIXING	3-135	GAGE	3-170
FOOD SERVING	3-147	GREASE, COOKING AND BAKING	3-135
SUGAR	3-145	PAINT	3-181
BOX CONNECTOR, ELECTRICAL	3-35	PIPET	3-170
BOX,		PLATER'S, HAND	3-170
CASH	3-159	SANITARY	3-170
FILING	3-159	SCRUB	3-170
FOLDING	3-199	SCRUBBER	3-167
MAGNETIC TAPE	3-199	STENCIL	3-159
PATHOLOGICAL SPECIMEN SHIPPING,		TEST TUBE	3-171
INSULATED	3-199	TYPEWRITER	3-152
PLASTIC, INSULATED	3-199	VALVE-CLEANING, STEAM KETTLE DRAIN ..	3-171
		VARNISH	3-182

Section 1 Alphabetical Index

WIRE, SCRATCH	3-171	FILING, TRANSFER	3-159
WIRE, TUBE	3-171	HANDCUFFS	3-264
BUCKET GRILL	3-182	LAMP	3-67
BUCKET, MOP	3-171	SHOTGUN AMMUNITION	3-264
BUFFER, DRY SALT	3-105	SMALL ARMS AMMUNITION	3-264
BUSHING, DRIVE, DISHWASHER	3-133	CASTABLE MIX, REFRACTORY	3-288
BUTCHER'S STEEL	3-135	CASTER, CRUET	3-145
BUTTON, INSIGNIA	3-257	CHALK, MARKING	3-152
		CHANNEL, STRUCTURAL	3-347
C		CHARCOAL, ACTIVATED, TECHNICAL	3-105
CABLE,		CHART, RECORDING INSTRUMENT	3-163
POWER, ELECTRICAL	3-47	CHEST, COLLAPSIBLE	3-261
RADIO FREQUENCY	3-48	CHIPBOARD	3-205
SPECIAL PURPOSE, ELECTRICAL	3-48	CHLORIDE INDICATOR	3-108
TELEPHONE	3-48	CHLORIDE INDICATOR, POWDER	3-105
CALCIUM HYPOCHLORITE, TECHNICAL	3-105	CHLORIDE SOLUTION	3-105
CALENDAR BOARD, WALL	3-152	CHLORIDE TITRATOR	3-113
CALIBRATING GAS MIXTURE	3-109	CITRIC ACID REAGENT TABLETS	3-105
CALKING COMPOUND	3-185	CITRIC ACID,	
CAN,		ANHYDROUS, TECHNICAL	3-105
ASH AND GARBAGE	3-125	MONOHYDRATE, ACS	3-105
BEVERAGE DISPENSER	3-135	POWDER	3-105
FLAMMABLE WASTE	3-125	CLAMP, CABLE, ELECTRICAL CONNECTOR	3-20
FRICTION TOP	3-197	CLAY, REFRACTORY	3-288
GASOLINE, MILITARY	3-125	CLEANER,	
SCREW CAP	3-197	LUBRICANT AND PRESERVATIVE	3-269
WATER, MILITARY	3-125	TOBACCO PIPE	3-353
CANISTER, FOOD STORAGE	3-135	VACUUM, ELECTRIC	3-167
CANTEEN, WATER	3-264	VACUUM, PNEUMATIC	3-167
CAP,		CLEANING AND LUBRICATING COMPOUND,	
CAMOUFLAGE PATTERN	3-233	ELECTRICAL CONTACT	3-113
COMPRESSED GAS CYLINDER	3-201	CLEANING AND SANITIZING MACHINE,	
DISPOSABLE	3-234	ELECTRIC	3-133
FOOD HANDLER'S	3-234	CLEANING COMPOUND,	
GARRISON	3-227	AIRCRAFT SURFACE	3-113
KNIT	3-221	ENGINE GAS PATH	3-113
UTILITY	3-221	OPTICAL LENSES	3-113
CAPACITOR,		OVEN	3-175
FIXED, CERAMIC DIELECTRIC	3-3	RIFLE BORE	3-114
FIXED, ELECTROLYTIC	3-3	RUG AND UPHOLSTERY SURFACE	3-175
CARBON DIOXIDE, TECHNICAL	3-109	SOLVENT	3-114
CARD SET, GUIDE, FILE	3-163	SOLVENT DETERGENT	3-175
CARRIER,		TOILET BOWL	3-175
PISTOL HOLSTER	3-264	WINDSHIELD	3-114
POLICEMAN'S CLUB	3-264	CLEANING SOLUTION,	
CASE,		PHOTOGRAPHIC EQUIPMENT	3-114
DECORATION	3-257	PORCELAIN	3-175
		WATCH	3-114

Section 1 Alphabetical Index

CLEAVER, MEAT	3-135	COMPASS,	
CLIP ELECTRICAL	3-41	DRAFTING, BEAM	3-83
CLIP, PAPER	3-152	DRAFTING, PIVOT	3-83
CLIPBOARD FILE	3-159	COMPOUND, ABSORBENT	3-175
CLIPBOARD, PILOT'S	3-264	COMPRESSOR, SPACED PRONG PAPER FASTENER	3-152
CLOCK,		CONDUIT, OUTLET	3-35
PANEL	3-79	CONNECTOR BODY, RECEPTACLE, ELECTRICAL	3-20
WALL	3-79	CONNECTOR,	
CLOTH,		PLUG	3-17
BILLIARD	3-207	PLUG, ELECTRICAL	3-20
BRATTICE	3-207	RECEPTACLE, ELECTRICAL	3-21
BUNTING	3-207	CONTACT STRIP, RADIO FREQUENCY GROUNDING	3-23
CHAMOIS, ARTIFICIAL LEATHER	3-171	CONTACT, ELECTRICAL	3-41
CHEESECLOTH	3-207	CONTAINER, PLASTIC, MOLDED	3-200
CLEANING	3-171	CONTROL,	
COATED	3-207	DAMPER	3-129
CRASH	3-207	TEMPERATURE	3-133
CURTAIN	3-208	TEMPERATURE, INDICATING	3-87
DRILL	3-208	COOKER, STEAM	3-129
DUCK	3-208	COPYHOLDER, TYPIST'S	3-159
FELT	3-208	CORD and TASSELS, FLAG	3-217
FLANNEL	3-208	CORD,	
LAMINATED	3-208	ELASTIC	3-209
MUSLIN	3-208	ELECTRICAL	3-49
NAINSOOK	3-208	CORRECTION FLUID, OPAQUE COATING	3-152
NETTING	3-208	CORROSION PREVENTATIVE, AIRCRAFT ENGINE	3-114
ORGANDY	3-208	CORROSION PREVENTIVE COMPOUND	3-185
OXFORD	3-208	CORROSION REMOVING COMPOUND	3-114
PLAIN WEAVE	3-208	CORROSION RESISTANT COATING, CHEMICALLY TREATED ALUMINUM	3-186
POLISHING	3-172	COVER,	
SATIN	3-208	BATTERY BOX	3-51
SHEETING	3-209	BATTERY RETAINER	3-51
TERRY	3-209	BEVERAGE DISPENSER	3-129
CLUB, POLICEMAN'S	3-264	BODY ARMOR, FRAGMENTATION, PROTECTIVE	3-267
COAT,		CAN, ASH AND GARBAGE	3-125
ALL WEATHER	3-227	ELECTRICAL CONNECTOR	3-22
CAMOUFLAGE PATTERN	3-234	HEADREST	3-127
COLD WEATHER	3-234	HELMET, CAMOUFLAGE PATTERN	3-234
COATING COMPOUND,		MARITIME DAY SHAPE FRAME	3-217
ANTISWEAT	3-177	MICROPHONE	3-31
BITUMINOUS, EMULSION TYPE	3-185	PAINT ROLLER	3-182
NONSLIP	3-177	STEAM TABLE PAN	3-129
PLASTISOL	3-185	TERMINAL BOARD	3-23
COATING KIT, RAIN EROSION RESISTANT	3-177		
COFFEE BOILER	3-135		
COFFEE MAKER,			
ELECTRIC, AUTOMATIC	3-129		
PERCOLATOR	3-129		
COFFEEPOT, SERVING	3-145		
COLANDER	3-135		

Section 1 Alphabetical Index

WATER CANTEEN	3-264	UNIT	3-257
COVERALLS,		DEODORANT, GENERAL PURPOSE	3-111
ANTI-EXPOSURE	3-234	DESICCANT, ACTIVATED.....	3-114
DISPOSABLE	3-234	DETERGENT TABLETS, LABORATORY	
EXPLOSIVES HANDLERS	3-234	GLASSWARE	3-115
FIREMEN'S	3-234	DETERGENT, GENERAL PURPOSE	3-175
FLYERS'	3-235	DEVELOPER, PHOTOGRAPHIC	3-103
MEN'S	3-221	DIAPHRAGM	3-87
RADIOACTIVE CONTAMINANTS		DICHLORODIFLUORO-METHANE, TECHNICAL..	3-109
PROTECTIVE	3-235	DICHLOROTETRAFLUORO-ETHA NE,	
TOXICOLOGICAL AGENTS PROTECTIVE.....	3-235	TECHNICAL	3-109
UTILITY	3-221	DIMETHYLGLYOXIME, ACS	3-106
WOMEN'S, FLYER'S GREEN	3-227	DINING PACKET	3-149
WOMEN'S, FLYER'S, TAN	3-227	DIPPER, KITCHEN	3-136
CRAYON, MARKING	3-152	DISH,	
CROWN, SERVICE HAT	3-228	EATING	3-146
CRUET, CONDIMENT	3-146	FOOD SERVING	3-145
CUP,		DISHWASHING COMPOUND, HAND.....	3-175
DISPOSABLE	3-147	DISINFECTANT - DETERGENT, GENERAL	
DRINKING	3-147	PURPOSE	3-111
SPONGE	3-152	DISINFECTANT DETERGENT, SPECIFIC	3-111
WATER CANTEEN	3-264	DISINFECTANT, GENERAL PURPOSE.....	3-111
CUPRIC SULFATE, ACS.....	3-106	DISPENSER,	
CURTAIN,		BEVERAGE, MECHANICALLY COOLED.....	3-129
DOORWAY	3-123	BULK MILK, MECHANICALLY COOLED.....	3-129
SHOWER	3-123	BUTTER, EUTECTIC	3-133
SPLASH, DISHWASHER.....	3-133	COMPRESSIBLE BOTTLE	3-147
CURVE SET, DRAFTING, IRREGULAR.....	3-83	HOT CHOCOLATE	3-130
CUSHION, EAR	3-31	PAPER NAPKIN	3-147
CUSHIONING MATERIAL, PACKAGING.....	3-205	PRESSURE SENSITIVE ADHESIVE TAPE.....	3-159
CUTTER SET, COOKIE	3-136	SERVICE TRAY, AUTOMATIC	3-133
CUTTER,		SUGAR	3-148
DOUGHNUT	3-135	TABLEWARE, AUTOMATIC	3-133
PIZZA.....	3-141	TOOTHPICK	3-148
CUTTING FLUID	3-269	DISPERSANT	3-115
CUTTING FLUID, LAPPING OPERATIONS	3-269	DISTILLED DEIONIZED WATER	3-106
CYLINDER,		DISTILLED WATER, ACS.....	3-106
COMPRESSED GAS.....	3-201	DIVIDERS, DRAFTING, PLAIN	3-83
FLATWARE WASHING AND DISPENSING.....	3-133	DOOR ASSEMBLY, STEAM COOKER.....	3-130
D			
DAMPING FLUID	3-269	DOOR HANDLE ASSEMBLY, STEAM COOKER ...	3-130
DECK, COVERING, LIGHTWEIGHT, NON-SLIP ...	3-121	DRAFTING INSTRUMENT SET	3-83
DECONTAMINATING AGENT, MERCURY	3-114	DRAFTING MACHINE	3-84
DECORATION SET, INDIVIDUAL	3-257	DRAIN ASSEMBLY,	
DECORATION,		DISHWASHER.....	3-133
INDIVIDUAL.....	3-257	STEAM COOKER	3-130
		DRAIN and PLUG HANDLE, STEAM COOKER ...	3-130

Section 1 Alphabetical Index

DRAWERS,			F
CHEMICAL PROTECTIVE (NAVY)	3-235		
EXTREME COLD WEATHER	3-235	FASTENER TAPE,	
FLYERS'	3-235	HOOK	3-213
DREDGER, KITCHEN	3-136	PILE	3-213
DROPCLOTH, PAINTER'S	3-215	FASTENER, PAPER	3-153
DRUM,		FAUCET, COFFEE MAKER	3-130
HAZARDOUS MATERIAL DISPOSAL	3-197	FELT STRIP	3-209
HAZARDOUS MATERIAL RECOVERY	3-197	FERRULE, ELECTRICAL CONDUCTOR	3-23
SHIPPING AND STORAGE	3-197	FIELD PACK	3-264
DRY CLEANING SOLVENT	3-115	FILE,	
DRY TRANSFER SHEET	3-152	HORIZONTAL, DESK	3-160
DUSTPAN	3-127	WORK ORGANIZER	3-160
		FILLER CAP, BATTERY	3-46
E		FILLER,	
EARPHONE	3-31	DENT, METAL SURFACE	3-178
EARPHONE ELEMENT	3-31	WOOD, PLASTIC	3-178
EASEL, DISPLAY AND TRAINING	3-160	FILM,	
EDGE BEADING	3-235	COPYING, XEROGRAPHIC PROCESS	3-164
EGG WHIP	3-136	PHOTOGRAPHIC	3-103
ELEMENT, TYPING	3-152	FILTER ASSEMBLY, LIGHT, DESK	3-64
EMBLEM,		FILTER,	
CIVILIAN RETIREMENT AWARD	3-257	COFFEE MAKER	3-130
LAPEL	3-257	COFFEE URN	3-130
ENAMEL	3-177	COFFEEMAKER	3-136
ENVELOPE,		FLASHLIGHT	3-64
DRUG DISPENSING	3-196	INDICATOR LIGHT	3-53
MAILING	3-163	LANTERN, ELECTRIC	3-64
PACKING LIST	3-196	MARKER LIGHT, AIRCRAFT OBSTRUCTION	3-53
PHOTOGRAPHIC NEGATIVE	3-164	MARKER LIGHT, AIRPORT APPROACH	3-53
TRANSPARENT	3-153	SIGNAL LIGHT	3-53
WALLET	3-164	FINISH, FLOOR, NONBUFFING	3-175
EPOXY COATING KIT	3-177	FIXING BATH, PHOTOGRAPHIC	3-103
EPOXY PRIMER COATING KIT	3-178	FIXTURE, LIGHTING	3-53
ERASER,		FLAG,	
BLACKBOARD	3-153	INDIVIDUAL	3-217
MECHANICAL PENCIL	3-153	NATIONAL	3-217
RUBBER	3-153	ORGANIZATIONAL	3-217
ETHYL ALCOHOL, TECHNICAL	3-106	SIGNAL	3-217
ETHYLENE GLYCOL MONOETHYL ETHER,		FLAGSTAFF	3-218
TECHNICAL	3-106	FLAGSTAFF HEAD	3-219
ETHYLENE GLYCOL, TECHNICAL	3-106	FLASHLIGHT	3-61
EYELET REINFORCEMENT GUMMED CLOTH ...	3-153	FLATIRON, ELECTRIC	3-127
		FLATWARE SET	3-149
		FLINT GLASS, CLEAR	3-203
		FLOODLIGHT, ELECTRIC	3-62
		FLUID, COOLANT	3-275

Section 1 Alphabetical Index

FOIL, METAL	3-205	PRESSURE, DIAL INDICATING	3-88
FOLDER,		VACUUM, DIAL INDICATING	3-94
FILE	3-164	GASOLINE INDICATING PASTE	3-115
FILE, HANGING	3-164	GLASS CLEANER	3-175
FOOD CUTTER, ELECTRIC	3-133	GLASS,	
FOOD TURNER	3-136	LAMINATED	3-285
FOOD WARMER, INFRARED, ELECTRIC	3-130	SAFETY, SINGLE PLATE	3-285
FOOTWEAR COVERS,		GLOBE, ELECTRIC LIGHT	3-54
CHEMICAL PROTECTION	3-250	GLOVE INSERTS,	
DISPOSABLE	3-250	COLD WEATHER	3-235
RADIOACTIVE CONTAMINANTS		RADIO-ACTIVE CONTAMINANTS	
PROTECTIVE	3-250	PROTECTIVE	3-235
TOXICOLOGICAL AGENTS PROTECTIVE	3-250	GLOVE SET, CHEMICAL PROTECTIVE	3-235
FORK,		GLOVE SHELLS,	
DESSERT	3-142	ELECTRICAL WORKERS'	3-235
FIELD MESS	3-143	FLYERS'	3-235
FOOD PREPARATION	3-141	RADIOACTIVE CONTAMINANTS	
PICNIC	3-143	PROTECTIVE	3-236
SALAD	3-142	GLOVE, MAN'S	3-235
SEAFOOD	3-142	GLOVES,	
TABLE	3-143	ANTIFLASH	3-236
FOUNTAIN PEN SET, TECHNICAL	3-160	BARBED TAPE-WIRE HANDLERS'	3-236
FRAME,		CHEMICAL AND OIL PROTECTIVE	3-236
FIELD PACK	3-264	CHEMICAL PROTECTIVE	3-236
FILE DRAWER	3-160	DISPOSABLE	3-236
FRYER, DEEP FAT	3-130	ELECTRICAL WORKERS'	3-236
FUEL, ENGINE PRIMER	3-115	FIREMEN'S	3-236
FUNGICIDE	3-111	FLYERS'	3-236
FUNNEL	3-125	HEAT PROTECTIVE	3-237
FUSE,		MEN'S	3-237
CARTRIDGE	3-5	MEN'S AND WOMEN'S	3-255
INCLOSED LINK	3-12	TOXICOLOGICAL AGENTS PROTECTIVE	3-237
INDICATOR ALARM	3-12	WELDERS'	3-237
PLUG	3-13	GOGGLES, SUN, WIND AND DUST	3-264
FUSEHOLDER SUBASSEMBLY	3-16	GRAPHITE, COLLOIDAL	3-269
FUSEHOLDER,		GRATER, FOOD	3-136
BLOCK	3-13	GRAVY BOAT	3-146
EXTRACTOR POST	3-13	GREASE	3-269
FUSER OIL	3-115	GREASE,	
FUSING FLUID	3-115	AIRCRAFT	3-269
		AIRCRAFT AND INSTRUMENT	3-269
G		AIRCRAFT ORDNANCE	3-270
GAGE ASSEMBLY, AIR PRESSURE	3-87	ARRESTING GEAR	3-270
GAGE,		AUTOMOTIVE AND ARTILLERY	3-270
ABSOLUTE PRESSURE, DIAL INDICATING ..	3-87	BALL AND ROLLER BEARING	3-270
COMPOUND PRESSURE VACUUM-DIAL		FOOD PROCESSING EQUIPMENT	3-270
INDICATING	3-87	GENERAL PURPOSE	3-270
DIFFERENTIAL, DIAL INDICATING	3-88	GRAPHITE	3-270
		GROUND GLASS JOINT	3-270
		HIGH TEMPERATURE, CATAPULT SYSTEM..	3-270

Section 1 Alphabetical Index

MOLYBDENUM DISULFIDE	3-270	CARD.....	3-153
PLUG VALVE	3-270	CARD-LABEL	3-349
RIFLE.....	3-271	DESK MEMORANDUM PAPER	3-160
SILICONE INSULATED ELECTRIC MOTOR ...	3-271	DESK TRAY LABEL.....	3-153
WATER-WASH RESISTANT.....	3-271	ELECTRIC LIGHT GLOBE.....	3-54
WIRE ROPE-EXPOSED GEAR.....	3-271	HANDSET	3-32
GUARD, LAMP.....	3-54	PEN	3-153
GUIDE, ELECTRICAL CONNECTOR.....	3-22	HOOD ASSEMBLY, SEARCHLIGHT	3-65
GUY	3-215	HOOD,	
		ANTIFLASH.....	3-238
H		DISPOSABLE	3-238
HANDLE AND SWITCH, LANTERN	3-64	EXTREME COLD WEATHER.....	3-238
HANDLE,		FIREMAN'S	3-238
ACME THREADED END.....	3-172	GAS MASK, TOXICOLOGICAL AGENTS	
BEVERAGE DISPENSER.....	3-130	PROTECTIVE	3-239
CIRCULAR TAPERED END	3-172	RADIOACTIVE CONTAMINANTS	
DOOR, DISHWASHER.....	3-133	PROTECTIVE	3-239
EXTENSION, TELESCOPIC HANDLE.....	3-172	HOPPER, FEEDER, MEAT TENDERIZER	3-134
MOP.....	3-172	HYDRAULIC FLUID,	
HANDSET	3-31	ARRESTING GEAR	3-271
HANGER, COAT	3-127	AUTOMATIC TRANSMISSION	3-271
HARDNESS BUFFER.....	3-106	CATAPULT	3-271
HARDNESS INDICATOR.....	3-106	FIRE RESISTANT	3-271
HARDNESS TITRATING SOLUTION.....	3-106	PETROLEUM BASE.....	3-271
HAT,		HYDROGEN PEROXIDE, ACS.....	3-106
CAMOUFLAGE PATTERN	3-238		
SERVICE.....	3-221	I	
HEADBAND,		INDEX SHEET SET, LOOSE-LEAF BINDER.....	3-164
GROUND TROOPS'-PARACHUTISTS'		INDICATOR,	
HELMET.....	3-267	HUMIDITY, CARD	3-94
GROUND TROOPS'-PARACHUTISTS'		HUMIDITY, PLUG.....	3-94
HELMET LINER.....	3-267	PRESSURE	3-94
HEADSET, ELECTRICAL	3-31	TEMPERATURE, ELECTRICAL	
HEADSET-MICROPHONE	3-31	RESISTANCE	3-94
HEAT TRANSFER FLUID	3-115	TEMPERATURE, THERMOCOUPLE.....	3-95
HELIUM, TECHNICAL	3-109	INHIBITOR,	
HELMET,		CORROSION, LIQUID COOLING SYSTEM....	3-115
COMBAT VEHICLE CREWMAN'S.....	3-267	CORROSION, VAPOR BARRIER.....	3-115
FIREMAN'S	3-238	INK,	
FLIGHT DECK CREWMAN'S.....	3-238	MARKING STENCIL.....	3-154
GROUND TROOPS'-PARACHUTISTS'	3-267	PRINTING	3-154
PHONE TALKER'S	3-267	PRINTING, CARTRIDGE	3-154
SAFETY	3-238	RECORDING INSTRUMENT	3-154
SUN	3-238	STAMP PAD.....	3-154
HOLDER AND CUTTER, WRAPPING PAPER	3-127	INKING PAD, RUBBER STAMP	3-154
HOLDER,		INSECT AND LEECH REPELLENT CLOTHING -	
BADGE.....	3-258	PERSONAL APPLICATION.....	3-111
BINDER LABEL	3-153	INSECT NET PROTECTOR.....	3-119
		INSECT NET, HEAD.....	3-239

Section 1 Alphabetical Index

INSECT REPELLENT, CLOTHING APPLICATION.	3-111	JUMPER,	
INSECTICIDE,		MAN'S	3-221
BORIC ACID	3-111	RADIOACTIVE CONTAMINANTS	
COMBAT	3-111	PROTECTIVE	3-240
D-PHENOTHRIN	3-111	WOMAN'S	3-228
PYRETHRIN	3-111	JUNCTION BOX	3-35
INSERT, SMALL ARMS PROTECTIVE BODY			
ARMOR	3-267		
INSIGNIA,		K	
SERVICE CAP	3-258	KETTLE, STEAM JACKETED	3-130
SHOULDER SLEEVE	3-258	KIT BAG, FLYER'S	3-261
UTILITY CAP	3-258	KIT,	
INSPECTION PENETRANT	3-116	AIRCRAFT CLEANING	3-172
INSPECTION PENETRANT DEVELOPER, WET ..	3-116	BANDING	3-205
INSPECTION PENETRANT KIT	3-116	DUAL CHUCK STEM GAGE	3-95
INSPECTION PENETRANT REMOVER	3-116	FUEL SAMPLING	3-200
INSULATING OIL, ELECTRICAL	3-275	KNIFE BLADE ASSEMBLY, BREAD SLICER	3-134
INSULATING VARNISH, ELECTRICAL	3-33	KNIFE PASTRY	3-133
INSULATION SHEET, ELECTRICAL	3-33	KNIFE,	
INSULATION SLEEVING,		BONING	3-141
ELECTRICAL	3-33	BUTCHER'S	3-141
ELECTRICAL, SPECIAL PURPOSE	3-33	COOK'S	3-141
INSULATOR, WASHER	3-33	DESSERT	3-142
ION EXCHANGE COMPOUND	3-106	FIELD MESS	3-143
ISOPROPYL ALCOHOL,		HUNTING	3-141
ACS	3-106	PARING	3-141
TECHNICAL	3-106	PICNIC	3-143
		SLICING	3-141
		STEAK, SCIMITAR	3-142
		STEAK, TABLE	3-143
		TABLE	3-143
J		L	
JACK, TIP	3-22	LABEL	3-165
JACKET,		LACQUER	3-178
COLD WEATHER	3-239	LADLE,	
EXTREME COLD WEATHER	3-239	GRAVY, TABLE	3-143
FILING, WALLET	3-164	KITCHEN	3-137
FLYER'S	3-239	LAMP ASSEMBLY	3-67
WELDER'S	3-239	LAMP,	
JACKSCREW, ELECTRICAL CONNECTOR	3-22	CARTRIDGE	3-67
JAR,		FLASHTUBE	3-67
BATTERY	3-46	FLUORESCENT	3-68
SCREW CAP	3-203	GLOW	3-68
JERSEY,		INCANDESCENT	3-69
FLIGHT DECK CREWMAN'S	3-239	MERCURY VAPOR	3-73
REVERSIBLE	3-240	SODIUM	3-73
JUG,		LAMPHOLDER	3-75
INSULATED	3-136	LAMPHOLDER ASSEMBLY	3-76
VACUUM	3-136		

Section 1 Alphabetical Index

LANTERN, ELECTRIC	3-62	LUBRICATING OIL,	
LANYARD, INDIVIDUAL EQUIPMENT CARRYING	3-264	AIR COMPRESSOR.....	3-272
LAPEL BUTTON, AWARD	3-258	AIRCRAFT PISTON ENGINE.....	3-272
LAYOUT DYE	3-116	AIRCRAFT TURBINE ENGINE, PETROLEUM	3-272
LEAD,		AIRCRAFT TURBO SHAFT ENGINE,	
PENCIL, COLORED.....	3-154	SYNTHETIC	3-272
PENCIL, GRAPHITE	3-154	COLLOIDAL GRAPHITE.....	3-272
STORAGE BATTERY	3-46	COMPOUNDED.....	3-272
LEAK TEST COMPOUND.....	3-116	ENGINE	3-272
LEGGINGS, MEN'S.....	3-255	EXPOSED GEAR.....	3-273
LENS, LIGHT	3-55	FOOD PROCESSING EQUIPMENT	3-273
LETTER AND NUMERAL SET, SIGN	3-349	GEAR.....	3-273
LETTERING KIT REFILL, ELECTRONIC.....	3-154	GENERAL PURPOSE	3-273
LETTERING SET	3-84	HELICOPTER TRANSMISSION SYSTEM,	
LID, PLASTIC.....	3-137	SYNTHETIC	3-273
LIGHT ASSEMBLY, INDICATOR.....	3-56	INSTRUMENT.....	3-273
LIGHT,		MINERAL, STEAM CYLINDER	3-273
BEACON	3-56	MOLYBDENUM DISULFIDE	3-273
BED	3-63	REFRIGERANT COMPRESSOR	3-273
CHEMILUMINESCENT.....	3-77	SEMIFLUID	3-274
DESK	3-63	SPECIAL PURPOSE	3-274
EXTENSION	3-63	STEAM TURBINE	3-274
INDICATOR	3-56	VACUUM PUMP.....	3-274
INSTRUMENT.....	3-101	WATCH.....	3-274
MARKER, DISTRESS	3-64	WEAPONS	3-274
MARKER, GROUND OBSTRUCTION	3-64	LUBRICATION OIL, SPINDLE.....	3-274
PANEL.....	3-58		
POWER TOOL	3-64	M	
STATION MARKING BOX	3-64	MAGNETIC INSPECTION COMPOUND.....	3-116
LINER,		MAILER, DISKETTE.....	3-200
BAKING CUP.....	3-137	MANNITOL, ACS.....	3-106
COLD WEATHER COAT	3-240	MANOMETER, U-TUBE	3-95
PLASTIC	3-125	MARKER ASSORTMENT, TUBE TYPE	3-160
SAFETY HELMET.....	3-240	MARKER, TUBE TYPE.....	3-160
WET WEATHER PONCHO	3-222	MASK, EXTREME COLD WEATHER.....	3-240
LINSEED OIL, RAW	3-178	MAT,	
LIST FINDER, AUTOMATIC	3-160	FLOOR.....	3-121
LITHIUM BROMIDE CHARGE	3-106	SLEEPING.....	3-264
LITHIUM HYDROXIDE, TECHNICAL.....	3-106	MATCH, SAFETY	3-353
LOCATOR, PERSONNEL, NIGHT RESCUE	3-64	MATTING, FLOOR	3-121
LOCK, FLUORESCENT LAMP.....	3-76	MATTRESS, INNERSPRING.....	3-119
LUBRICANT KIT	3-272	MEASURE, LIQUID.....	3-137
LUBRICANT, SOLID FILM	3-272	MEASURING SET, SPOON	3-137
LUBRICATING COMPOUND, DIMETHYL		MEAT SLICING MACHINE, ELECTRIC.....	3-134
SILICONE.....	3-272	MEDAL SET, SERVICE.....	3-258
LUBRICATING FLUID, OXIDIZING GAS		MEDAL, SERVICE.....	3-258
SYSTEMS	3-272	MERCURIC NITRATE SOLUTION.....	3-108
		METAL FOIL	3-333

Section 1 Alphabetical Index

METAL SEAL STRIP	3-333		
METER, TIME TOTALIZING	3-79		
METHANOL,			N
ACS	3-106	NAPHTHA, ALIPHATIC.....	3-107
TECHNICAL	3-106	NEAT'S-FOOT OIL	3-186
METHYL ETHYL KETONE, TECHNICAL	3-106	NECKERCHIEF	3-255
METHYL PURPLE ALKALINITY STANDARD	3-106	NECKLACE, PERSONNEL IDENTIFICATION TAG	3-265
METHYL RED-ACID BLUE	3-108	NEEDLE,	
MICROCIRCUIT,		SAILMAKER'S	3-213
DIGITAL.....	3-29	UPHOLSTERER'S	3-213
LINEAR	3-29	NIPPLE and NUT	3-201
MICROPHONE ELEMENT.....	3-32	NITRIC ACID,	
MICROPHONE,		REAGENT	3-108
CAPACITOR	3-32	TECHNICAL	3-107
CARBON	3-32	NITROGEN, TECHNICAL	3-109
DYNAMIC	3-32	NONMETALLIC CHANNEL	3-289
MAGNETIC.....	3-32	NONMETALLIC ROD.....	3-289
MIRROR,		NONMETALLIC SPECIAL SHAPED SECTION.....	3-290
GLASS	3-285	NOTEBOOK, STENOGRAPHER'S.....	3-165
PLEXI-GLASS.....	3-285		O
MITTEN SET, EXTREME COLD WEATHER.....	3-240		
MITTEN,		OPENER,	
HEAT PROTECTIVE.....	3-240	CAN, HAND	3-137
WELDER'S	3-240	CAN, MOUNTED.....	3-137
MIXING MACHINE, FOOD, ELECTRIC.....	3-134	LETTER, HAND	3-161
MOISTENER	3-161	OPENER-DISPENSER, CAN.....	3-126
MOLDING COMPOUND	3-186	ORTHOPHOSPHORIC ACID, TECHNICAL.....	3-107
MOLDING MACHINE, POTATO MIX	3-134	OVEN, MICROWAVE.....	3-130
MOLECULAR METAL KIT.....	3-186	OVERCOAT, WOMAN'S.....	3-228
MOLYBDENUM DISULFIDE, TECHNICAL	3-106	OVERSHOES, RADIOACTIVE CONTAMINANTS	
MONOBROMOTRIFLUORO-METHANE,		PROTECTIVE	3-250
TECHNICAL	3-109	OXYGEN,	
MONOCHLORODIFLUORO-METHANE,		AVIATORS BREATHING	3-109
TECHNICAL	3-109	TECHNICAL	3-110
MONOETHANOLAMINE-CHELATING AGENT			P
SOLUTION	3-106		
MOP,		P-PHENYLENEDIAMINE, REAGENT	3-107
DUSTING	3-172	PAD,	
WET.....	3-172	CLEANING, DRAFTMAN.....	3-154
MOP-HEAD,		DESK, BLOTTER	3-161
SPONGE	3-172	FLIGHT DECK CREWMAN'S HELMET	3-240
WET.....	3-172	FLOOR POLISHING MACHINE	3-168
MOPPING OUTFIT, FLOOR.....	3-172	METAL POLISH IMPREGNATED	3-172
MORPHOLINE, TECHNICAL	3-106	SCOURING	3-172
MORTAR, REFRACTORY	3-288	WAX APPLICATOR	3-173
MOUNTING BASE, ELECTRICAL EQUIPMENT ...	3-35	WRITING PAPER	3-165
		PADDLE, FOOD STIRRING	3-137

Section 1 Alphabetical Index

PAIL, UTILITY	3-126	PEN RECORDER	3-161
PAINT STICK, MARKING.....	3-154	PEN SET, DESK	3-161
PAINT,		PEN, BALL-POINT	3-161
ANTICORROSION	3-178	PENCIL	3-154
CAMOUFLAGE	3-178	PENCIL ASSORTMENT	3-154
FACE, CAMOUFLAGE.....	3-116	PENCIL POINTER	3-154
FIRE RETARDANT	3-178	PENCIL, MECHANICAL.....	3-161
PAN,		PENETRATING FLUID	3-116
BAKING AND ROASTING	3-137	PENETRATING OIL.....	3-274
BAKING SHEET.....	3-137	PENNANT,	
BREAD.....	3-137	AWARD	3-219
CAKE, ROUND	3-138	SIGNAL.....	3-219
FRYING	3-138	PEPPER SHAKER.....	3-148
MUFFIN.....	3-138	PERFORATOR, PAPER, DESK.....	3-161
PIE.....	3-138	PETROLATUM, TECHNICAL	3-274
STEAM TABLE	3-131	PICTURE PACK, RAPID PROCESSING	
PAPER,		PHOTOGRAPIC.....	3-103
BOND.....	3-165	PIGMENT, PAINT PRODUCTS.....	3-178
BOOK.....	3-277	PILLOWCASE.....	3-119
BOWL, EATING.....	3-147	PIN, SAFETY.....	3-213
CARBON, TYPEWRITER	3-165	PINCH TUBE, BEVERATE DISPENSER.....	3-131
CARBONLESS IMAGING	3-165	PISTON, POTATO SHAPER.....	3-134
CHART, LITHOGRAPHIC	3-277	PITCHER,	
COPYING, THERMOGRAPHIC PROCESS	3-165	CREAM	3-146
COPYING, XEROGRAPHIC PROCESS	3-165	SYRUP	3-146
COVER.....	3-277	VACUUM	3-148
DUPLICATING, COPY	3-165	WATER.....	3-148
ELECTROGRAPHIC	3-165	PLASTIC MATERIAL, CELLULAR	3-281
GRAPH	3-165	PLASTIC MOLDING MATERIAL.....	3-281
INDEX	3-277	PLASTIC ROUND SECTION.....	3-281
KRAFT, UNTREATED	3-205	PLASTIC SHEET	3-205
LOOSE-LEAF, RULED.....	3-166	PLASTIC SHEET,	
MIMEOGRAPH	3-166	LAMINATED, DECORATIVE.....	3-282
PHOTOGRAPHIC	3-103	PRESSURE SENSITIVE, ADHESIVE	
RECORDING, FACSIMILE.....	3-166	COATED.....	3-282
TABULATING MACHINE, CONTINUOUS		PLASTIC STRIP, PRESSURE SENSITIVE,	
FLAT FOLD.....	3-166	ADHESIVE COATED	3-282
TELETYPEWRITER, CONTINUOUS FLAT		PLATE,	
FOLD	3-166	DESIGNATION.....	3-349
TELETYPEWRITER, ROLL.....	3-166	EATING	3-147
TEMPLATE	3-277	FLOOR, METAL	3-333
THERMAL	3-166	IDENTIFICATION	3-349
THERMAL, FANFOLD	3-166	INSTRUCTION.....	3-350
TRACING	3-166	MARKING, BLANK.....	3-350
WRAPPING, PLASTIC COATED	3-205	METAL.....	3-333
WRAPPING, WAXED	3-205	PAPER	3-148
PARALLEL RULER.....	3-84		
PARKA,			
COLD WEATHER.....	3-240		
SNOW CAMOUFLAGE.....	3-240		
WET WEATHER.....	3-222		
PEELER, POTATO, HAND	3-138		

Section 1 Alphabetical Index

WALL, ELECTRICAL.....	3-35	PUNCH, PAPER, HAND	3-162
PLATTER, FOOD SERVING	3-146	PUSH BUTTON.....	3-17
PLUG,		PUSHPIN	3-155
END SEAL, ELECTRICAL CONNECTOR	3-22	PYROMETER, INDICATING	3-95
STUFFING TUBE	3-35		
TELEPHONE	3-22	R	
TIP	3-22		
POCKET PLANNING SET	3-154	RACK,	
POCKET,		COMMERCIAL DISHWASHING MACHINE.....	3-134
AMMUNITION MAGAZINE.....	3-265	DISTRIBUTOR, DESK.....	3-162
GENERAL, SURVIVAL VEST (AIRSAVE).....	3-241	RAG, WIPING	3-173
HABD (HEED, TYPE III) (AIRSAVE)	3-241	RAIN REPELLENT, WINDSHIELD.....	3-116
KNIFE, SURVIVAL VEST (AIRSAVE).....	3-241	REFILL, BALL POINT PEN	3-155
PISTOL, SURVIVAL VEST (AIRSAVE).....	3-241	REFLECTOR,	
RADIO, SURVIVAL VEST (AIRSAVE)	3-241	INDICATING, CLEARANCE	3-350
POLISH,		LIGHT	3-59
METAL.....	3-175	RELAY, ELECTROMAGNETIC	3-27
PLASTIC	3-176	REMOVER,	
POLISHER, FLOOR, ELECTRIC.....	3-168	FLOOR POLISH.....	3-176
POLYURETHANE COATING.....	3-178	PAINT	3-179
PONCHO, WET WEATHER.....	3-222	REPAIR KIT, PIPE, EMERGENCY DAMAGE	
POST, LEDGER AND BINDER.....	3-154	CONTROL	3-193
POT COOKING.....	3-138	REPLACEMENT KIT, FUEL SAMPLING	3-200
POT HOLDER.....	3-138	REPLENISHER, DEVELOPER, PHOTOGRAPHIC	3-103
POTASSIUM CARBONATE SOLUTION	3-107	RESISTOR,	
POTASSIUM HYDROXIDE SOLUTION.....	3-107	FIXED, COMPOSITION	3-1
POTASSIUM HYDROXIDE, ACS	3-107	FIXED, FILM	3-1
POTASSIUM IODIDE, ACS	3-107	FIXED, WIRE WOUND, INDUCTIVE	3-1
POTTING, COMPOUND	3-186	VARIABLE, NONWIRE WOUND PRECISION .	3-1
POUCH, PLASTIC, LAMINATING.....	3-282	VARIABLE, NONWIRE WOUND,	
PRESERVATIVE, COMPOUND	3-186	NONPRECISION.....	3-1
PRIMER COATING.....	3-179	RESOLVER, ELECTRICAL	3-41
PRIMER,		RETAINER, ELECTRICAL CONNECTOR	3-22
ADHESIVE	3-193	RIBBON ATTACHMENT, AWARD	3-258
SEALING COMPOUND	3-186	RIBBON BAR.....	3-258
PRINTING SET, RUBBER TYPE	3-161	RIBBON,	
PROPANE	3-110	ACCOUNTING MACHINE.....	3-155
PROTECTOR,		COMPUTING MACHINE.....	3-155
DOCUMENT	3-155	CORRECTION.....	3-155
TROUSERS, PISTOL HOLDER	3-265	INKING.....	3-155
PROTRACTOR,		NECK, DECORATION	3-258
ONE ARM.....	3-84	TELEPRINTER	3-156
SEMI-CIRCULAR	3-84	TELETYPEWRITER	3-156
THREE ARM.....	3-84	ROD, GROUND.....	3-35
PSYCHROMETER	3-95	ROLLER KIT, PAINT	3-183
PUMP IMPELLER, BEVERAGE DISPENSER.....	3-131	ROLLER, PAINT.....	3-183
		ROLLING PIN	3-138

Section 1 Alphabetical Index

ROSETTE, DECORATION	3-258	SHEET,	
RUBBER BAND	3-156	BED	3-119
RUBBER SHEET,		METAL.....	3-335
CELLULAR	3-279	SHERBET CUP.....	3-146
SOLID	3-279	SHIELD,	
RUBBER STAMP, BAND TYPE.....	3-162	FIXTURE, LIGHTING	3-65
RUBBER STRIP.....	3-280	FLIGHT DECK CREWMAN'S HELMET	3-241
RULER,		SHIELDING GASKET, ELECTRONIC	3-41
PLASTIC	3-156	SHIM STOCK, LAMINATED	3-339
TAB, METAL.....	3-156	SHIRT,	
WOOD.....	3-156	DISPOSABLE	3-241
		MAN'S.....	3-222
		WOMAN'S	3-228
		SHOES,	
		ELECTRICAL HAZARDS PROTECTIVE	3-250
		GYMNASIUM.....	3-253
		MOLDERS'	3-251
		RUNNING, WOMEN'S	3-253
		SAFETY	3-253
		SUBMARINE DECK	3-251
		SIEVE, FLOUR	3-139
		SIFTER, FLOUR, HAND	3-139
		SIGN	3-350
		SIGN FACE, ADHESIVE	3-350
		SILICONE COMPOUND	3-116
		SKIMMER, KITCHEN	3-139
		SKIN PROTECTIVE COMPOUND, CHEMICAL	
		BARRIER	3-117
		SKIRT, WOMAN'S	3-229
		SLACKS, WOMEN'S	3-230
		SLEEVE,	
		CAPE AND BIB, WELDER'S	3-241
		WELDER'S	3-241
		SLEEVES, ARM, RADIOACTIVE	
		CONTAMINANTS PROTECTIVE	3-241
		SLEEVING SET	3-34
		SLEEVING, TEXTILE, ELECTRICAL	3-34
		SMOCK, GENERAL PURPOSE	3-241
		SOCKET,	
		LAMP STARTER	3-76
		PLUG-IN ELECTRONIC COMPONENTS.....	3-22
		SOCKS.....	3-255
		SODALIME REAGENT	3-107
		SODIUM BICARBONATE, TECHNICAL.....	3-107
		SODIUM BISULFATE, ANHYDROUS,	
		TECHNICAL	3-107

S

SACK, SHIPPING	3-196
SAFETY CAN	3-126
SALT SHAKER.....	3-148
SAUCEPAN	3-138
SAUCER, CUP.....	3-145
SCALE PREVENTIVE COMPOUND.....	3-116
SCALE REMOVING COMPOUND.....	3-116
SCALE,	
DRAFTING	3-84
PLOTTING.....	3-84
WEIGHING	3-81
SCOOP,	
ICE CREAM, MECHANICAL	3-138
KITCHEN.....	3-138
SCOURING BRICK	3-173
SCOURING POWDER	3-176
SCRAPER, BAKER'S	3-138
SCREENING HOOD, SEARCHLIGHT	3-65
SCREENING, INSECT, NONMETALLIC.....	3-209
SEA MARKER, FLUORESCENT.....	3-116
SEAL, STRAPPING.....	3-205
SEALER, SURFACE.....	3-179
SEALING COMPOUND	3-186
SEARCHLIGHT.....	3-64
SERVICE RIBBON, AWARD	3-259
SEWING MACHINE, HOUSEHOLD.....	3-127
SHAPE, DAY, MARITIME	3-220
SHARPENER,	
KNIFE	3-138
PENCIL	3-162

Section 1 Alphabetical Index

SODIUM CARBONATE, ANHYDROUS, TECHNICAL	3-107	STENCIL SET, MARKING.....	3-162
SODIUM CHLORIDE, TECHNICAL	3-107	STENCILBOARD	3-277
SODIUM HYDROXIDE, TECHNICAL.....	3-107	STIRRING STICK, BEVERAGE	3-143
SODIUM HYPOCHLORITE SOLUTION.....	3-107	STOPWATCH.....	3-79
SODIUM METASILICATE, ANHYDROUS, TECHNICAL	3-107	STRAINER, CHINA CAP	3-139
SODIUM NITRITE, ACS	3-107	POT.....	3-139
SODIUM PHOSPHATE, DIBASIC, ANHYDROUS, TECHNICAL	3-107	SUCTION, DISHWASHER	3-134
MONOBASIC, ANHYDROUS, TECHNICAL	3-107	STRAP ASSEMBLY, CHIN	3-267
TRIBASIC, ANHYDROUS, TECHNICAL	3-107	STRAP, CHIN	3-223
TRIBASIC, DODECAHYDRATE, TECHNICAL.	3-107	TIEDOWN ELECTRICAL COMPONENT.....	3-36
SODIUM THIOSULFATE SOLUTION, REAGENT ..	3-108	STRAPPING	3-205
SOLENOID, ELECTRICAL.....	3-27	STREAMER, AWARD	3-220
SORBENT OIL.....	3-282	WARNING	3-220
SPATULA.....	3-139	STRIP, COATED CLOTH.....	3-213
SPEARHEAD SECTION, FLAGSTAFF HEAD	3-220	ELECTRICAL GROUNDING	3-41
SPLICE CONDUCTOR.....	3-23	METAL.....	3-339
SPONGE	3-173	STUFFING TUBE.....	3-36
SPOON, BOUILLON	3-143	SUIT, CHEMICAL PROTECTIVE	3-242
DEMITASSE	3-143	SULFUR HEXAFLUORIDE, TECHNICAL	3-110
DESSERT.....	3-143	SULFURIC ACID, ELECTROLYTE.....	3-108
FIELD MESS	3-143	SUPPORT SET, STACKING, DESK TRAY.....	3-162
FOOD SERVICE	3-142	SUSPENDERS, INDIVIDUAL EQUIPMENT BELT .	3-265
ICED TEA	3-143	SWEATER	3-223
PICNIC	3-143	SWEATER, WOMAN'S	3-231
SOUP	3-143	SWITCH, FLOW.....	3-17
TABLE	3-143	LIQUID LEVEL.....	3-17
TEA.....	3-143	PRESSURE.....	3-17
SPOUT, CAN, FLEXIBLE.....	3-126	PUSH.....	3-17
SQUEEGEE.....	3-173	ROTARY	3-17
STABILIZER, PHOTOGRAPHIC	3-103	SENSITIVE.....	3-17
STAIN.....	3-179	THERMOSTATIC.....	3-18
STAIN REMOVER, TABLEWARE.....	3-176	TOGGLE	3-18
STAND, FLAGSTAFF	3-220	SYNCHRO, CONTROL TRANSFORMER.....	3-39
STANDARD CHLORIDE SOLUTION	3-108	RECEIVER	3-39
STANDARD CONDUCTIVITY SOLUTION.....	3-108		
STANDARD HARDNESS SOLUTION	3-108	T	
STAPLE REMOVER, OFFICE TYPE.....	3-162	T-SQUARE.....	3-85
STAPLER, PAPER FASTENING, OFFICE.....	3-162	TAB SET, INDEX	3-156
STAPLES, PAPER FASTENING OFFICE TYPE....	3-156	TAB, SIGNAL	3-156
STARCH, LAUNDRY	3-176		
STARTER, FLUORESCENT LAMP.....	3-76		

Section 1 Alphabetical Index

TAG,		MACHINERY WIPING	3-173
IDENTIFICATION, PERSONNEL.....	3-265	PAPER	3-173
KEY.....	3-351	TRANSDUCER, MOTIONAL PICKUP.....	3-101
SHIPPING	3-206	TRANSMITTER,	
STOCK MARKING	3-206	PRESSURE.....	3-98
TALC, TECHNICAL.....	3-108	TEMPERATURE, ELECTRICAL	
TALLOW, INEDIBLE	3-275	RESISTANCE	3-99
TAPE,		TRANSOLVER, ELECTRICAL.....	3-39
ADHESIVE, RUBBER.....	3-280	TRAY,	
ANTISEIZING	3-189	BATTERY	3-51
BARRICADE.....	3-351	DESK	3-162
CORRECTION.....	3-156	MESS, COMPARTMENTED.....	3-147
EMBOSSING	3-156	PAINT ROLLER.....	3-183
GUMMED	3-206	SERVICE.....	3-146
IDENTIFICATION	3-157	TRIANGLE, DRAFTING.....	3-84
INSULATION, ELECTRICAL	3-34	1,1,1-TRICHLOROETHANE, TECHNICAL	3-108
LUMINOUS.....	3-291	TRICHLOROMONOFLUORO-METHANE,	
MEASURING	3-213	TECHNICAL	3-110
PAPER, COMPUTING MACHINE.....	3-166	TRIMMER, PAPER, DROP KNIFE.....	3-162
PRESSURE SENSITIVE ADHESIVE.....	3-157	TROUSER, RADIOACTIVE CONTAMINANTS	
REFLECTIVE.....	3-291	PROTECTIVE	3-242
TELETYPEWRITER, PERFORATOR.....	3-166	TROUSERS,	
TEXTILE.....	3-213	CAMOUFLAGE PATTERN	3-242
TEMPERATURE INDICATING COMPOUND.....	3-95	COLD WEATHER.....	3-242
TERMINAL BOARD.....	3-24	DISPOSABLE	3-242
TERMINAL BOX.....	3-24	FIREMEN'S	3-242
TERMINAL LUG.....	3-24	MEN'S.....	3-223
TERMINAL,		UTILITY.....	3-225
QUICK DISCONNECT.....	3-25	WET WEATHER.....	3-225
STUD	3-25	TRUNKS,	
TESTER, PRESSURE GAGE	3-95	GENERAL PURPOSE	3-243
THERMOCOUPLE,		SWIMMERS'	3-243
CONTACT.....	3-95	TUBE,	
IMMERSION.....	3-95	DRINKING.....	3-147
THERMOMETER,		MAILING AND FILING	3-197
INDICATING CAPILLARY TUBE AND BULB ...	3-95	TUBING,	
SELF INDICATING, BI-METALLIC	3-97	GLASS	3-285
THINNER, PAINT PRODUCTS.....	3-180	NONMETALLIC.....	3-282
THREAD.....	3-211	PLASTIC, SPIRAL WRAP.....	3-283
TILE, VINYL RESIN.....	3-121	TUMBLER, DRINKING	3-147
TIP SET, PASTRY DECORATING.....	3-139	TURPENTINE	3-180
TOASTER, ELECTRIC	3-131		
TOLUENE, TECHNICAL	3-108	U	
TONER, DIRECT ELECTROSTATIC PROCESS....	3-117	UNDERSHIRT,	
TONGS, FOOD SERVING	3-139	CHEMICAL PROTECTIVE (NAVY).....	3-243
TOOTHPICK	3-148	COLD WEATHER.....	3-243
TOWEL,		EXTREME COLD WEATHER.....	3-243
BATH.....	3-119	FLYER'S.....	3-243
		MAN'S.....	3-245

Section 1 Alphabetical Index

V

VALVE ASSEMBLY, DISPENSER	3-131
VALVE,	
MILK DISPENSER	3-131
VALVE WELL, AND CLAMP ASSEMBLY, MILK DISPENSER	3-131
VARNISH,	
ASPHALT	3-180
OIL	3-180
VEGETABLE CUTTING AND SLICING MACHINE.	3-134
VENT TUBE, BATTERY	3-46
VEST,	
COUNTERPRESSURE	3-243
HIGH VISIBILITY	3-243
SURVIVAL	3-243
SURVIVAL, AIRSAVE	3-244
VISOR LENS ASSEMBLY	3-244

W

WAFFLE IRON, ELECTRIC	3-131
WARMER, FOOD, INFRARED	3-131
WASTE RECEPTACLE	3-126
WATER DISPLACING COMPOUND	3-117
WATER INDICATING PASTE.....	3-117
WATER PURIFICATION TABLET, IODINE.....	3-117
WAX,	
AUTOMOBILE.....	3-176
FLOOR WATER-EMULSION TYPE.....	3-176
PARAFFIN, TECHNICAL.....	3-275
WEBBING,	
TEXTILE.....	3-209
TEXTILE, INTEGRAL LOCKING SLOT.....	3-210
WELL, HOT FOOD STORAGE.....	3-131
WHISTLE, BALL	3-265
WICK.....	3-291
WIDE-FLANGE SECTION	3-320
WINDOW,	
ELECTRICALLY HEATED	3-285
LIGHTING FIXTURE	3-59
OBSERVATION	3-285
WIRE,	
ELECTRICAL.....	3-49
NONELECTRICAL	3-321
WRAPPER, COIN	3-206
WRINGER, MOP.....	3-174

X

XYLENE, TECHNICAL.....	3-108
------------------------	-------

Y

YOKE-ADAPTER, COMPRESSED GAS CYLINDER	3-201
--	-------

GROUP 59 ELECTRICAL AND ELECTRONIC EQUIPMENT COMPONENTS

CLASS 5905 RESISTORS

NOTE: As non-plastic alternatives to plastic items currently in use are identified, information will be provided through shopping advisory messages and the Afloat Shopping Guide. To help you shop more "wisely", items recommended for shipboard use will be annotated with "NP" by the National Item Identification Number.

RESISTOR, FIXED, COMPOSITION

10 OHMS electrical resistance. Minus 55.00 to 5.00 percent resistance tolerance. 0.225 nominal inches body diameter by 0.562 nominal inches body length. Encapsulated enclosure. 1.5 nominal inches terminal length. 70 degrees Celsius ambient temperature at full rated power. 130.0 degrees Celsius ambient temperature at zero percent rated power.

00-104-8343

1 KILOHMS electrical resistance. Minus 55.00 to 5.00 percent resistance tolerance. 0.090 nominal inches body diameter by 0.250 nominal inches body length. Encapsulated enclosure. 1.500 nominal inches terminal length. 70 degrees Celsius ambient temperature at full rated power. 130 degrees Celsius ambient temperature at zero percent rated power.

00-110-7620

10.000 KILOHMS electrical resistance. Minus 55.000 percent to 5.000 percent resistance tolerance. 70 degrees Celsius ambient temperature at full rated power. 130.0 degrees Celsius ambient temperature at zero percent rated power. Encapsulated enclosure. 0.082 minimum inches and 0.098 maximum inches body diameter. 0.219 minimum inches and 0.281 maximum inches body length. Wire lead terminal. Established reliability indicator. Terminal length, 1.000 minimum inches and 1.625 maximum inches.

00-106-3666

RESISTOR, FIXED, FILM

1.690 KILOHMS electrical resistance. Minus 11.00 to 1.00 percent resistance tolerance. 0.188 nominal inches body diameter by 0.625 nominal inches body length. Encapsulated enclosure. 125.0 degrees Celsius ambient temperature at full rated power. 175.0 degrees Celsius ambient temperature at zero percent rated power.

00-154-0307

RESISTOR, FIXED, WIRE WOUND, INDUCTIVE

7.00 KILOHMS electrical resistance. Minus 55.00 to 5.00 percent resistance tolerance. 0.313 nominal inches body diameter by 1.00 nominal inches body length. Encapsulated enclosure. 25 degrees Celsius ambient temperature at full rated power. 350.0 degrees Celsius ambient temperature at zero percent rated power.

00-892-0256

RESISTOR, VARIABLE, NONWIRE WOUND, NONPRECISION

Minus 10.0 to 10.0 single section resistance tolerance per section in percent 0.5 free air single section power dissipation rating per section in watts. 70.0 single section degrees Celsius ambient temperature per section at full rated power. 0.484 minimum and 0.516

maximum inches body diameter by 0.437 minimum and 0.266 maximum inches body length. Rotary actuator travel in angular degrees, 292.0 minimum and 298.0 maximum. UNEF screw thread series designator. 0.250 nominal inches screw thread diameter. 32 threads per inch. Rear end terminal location.

00-542-9605

RESISTOR, VARIABLE, NONWIRE WOUND PRECISION

Minus 5.0 to 5.0 single section independent linearity. Function conformity tolerance per section: minus 0.25 to 0.25 single section. Shaft runout, 0.001 inches. Lateral runout, 0.002 inches. Pilot diameter runout, 0.002 inches. Shaft radial play 0.002 inches. Shaft end play, 0.005 inches. Maximum stop torque, 36.00 inch-ounces. Maximum starting torque, 0.60 inch-ounces. Maximum running torque, 0.60 inch-ounces. 2.0 free air single section power dissipation rating per section in watts. Ambient temperature in degrees Celsius per section at full rated power, 70.0 single section. 0.6250 maximum inches pilot diameter. 0.0620 nominal inches pilot length. 0.875 nominal inches undercut diameter. 0.0620 nominal inches undercut width. 0.875 nominal inches body diameter. 1.570 nominal inches body length. Single shaft actuator. 3600.0 nominal effective electrical rotation in degrees angular rotation. 3 turret terminal.

01-267-1320

CLASS 5910 CAPACITORS

NOTE: As non-plastic alternatives to plastic items currently in use are identified, information will be provided through shopping advisory messages and the Afloat Shopping Guide. To help you shop more “wisely”, items recommended for shipboard use will be annotated with “NP” by the National Item Identification Number.

CAPACITOR, FIXED, CERAMIC DIELECTRIC

1000.00 Picofarads single section capacitance value. Minus 10.00 to 10.00 percent single section tolerance range. Minus 25.00 to 15.0 with rated voltage applied voltage temperature limits per section in percent. Minus 55.0 degrees Celsius minimum and 125.0 degrees Celsius maximum nonderated operating temperature. 0.190 nominal inches body length by 0.190 nominal inches body width by 0.090 nominal inches body height. Two uninsulated wire lead terminals. Established reliability indicator. 0.185 inches minimum and 0.215 inches maximum center to center distance between terminals parallel to length.

00-010-8666

CAPACITOR, FIXED, ELECTROLYTIC

1.000 Microfards single section capacitance value. Minus 10.00 to 10.00 percent single section tolerance range. 35.0 DC single section nonderated continuous voltage rating. Minus 55.0 degrees Celsius minimum and 85.0 degrees Celsius maximum nonderated operating temperature. 0.185 maximum inches body length by 0.225 inches maximum body width by 0.075 maximum inches body height. Two uninsulated wire lead terminals.

00-465-9752

10.00 Microfarads single section capacitance value per section. Minus 10.00 to 10.00 percent single section tolerance range. 20.0 DC single section nonderated continuous voltage rating. Minus 55.0 degrees Celsius minimum and 85.0 degrees Celsius maximum nonderated operating temperature. 0.170 minimum inches and 0.201 maximum inches body diameter by 0.474 nominal inches body length. Two uninsulated wire lead terminals.

01-239-3994

CLASS 5920

FUSES, ARRESTORS, ABSORBERS, AND PROTECTORS

NOTE: As non-plastic alternatives to plastic items currently in use are identified, information will be provided through shopping advisory messages and the Afloat Shopping Guide. To help you shop more "wisely", items recommended for shipboard use will be annotated with "NP" by the National Item Identification Number.


FUSE, CARTRIDGE_

For use in electrical and electronic equipments. Normal overload interrupt fuses are intended for general circuit protection. Time delay fuses are intended for use in circuits containing motors and other circuits where precision must be made for momentary surges.

	AMPS
00-722-1771	.375
00-581-6504	.500
00-669-8979	.500

125 VOLTS OR LESS

NORMAL-BLOW, VISIBLE ELEMENT



Normal-Blow, Visible Element



Normal-Blow/Time-Delay,
Opaque Body



Time-Delay, Visible Element



Normal-Blow, Pin-Indicating,
Visual or Alarm

	AMPS
00-280-5024	.750
00-817-9246	.750
00-089-3858	1
00-538-3112	1
00-050-0599	1.500
00-847-6370	1.500
00-912-9375	2
00-280-5027	2
01-036-8727	3
00-045-4211	3
00-131-9807	5

32 VOLTS OR LESS

	AMPS
00-296-1526	8

.250 by 1.250 INCH FUSE

250 VOLTS OR LESS

.250 by .625 INCH FUSE

32 VOLTS DC

	AMPS
00-280-9530	20

.187 by .625 INCH FUSE

125 VOLTS DC

	AMPS
00-014-6602	5

.250 by .875 INCH FUSE

32 VOLTS DC

	AMPS
00-285-0226	2

.250 by 1 INCH FUSE

250 VOLTS OR LESS

	AMPS
00-669-6892	.031
00-232-3675	.062
00-957-2067	.062
00-050-4965	.125
00-538-0196	.125
00-235-8358	.250
00-854-8459	.250
00-240-7957	.375

	AMPS
00-519-9722	.010
00-581-6123	.101
00-280-5029	.031
00-799-8578	.031
00-221-4528	.062
00-284-9492	.062
00-296-0451	.125
00-284-9493	.125
00-539-4167	.150
00-043-2641	.250
00-280-5031*	.250
00-518-1790	.375
00-538-2825	.375
00-280-8344	.500
00-281-0224	.500
00-296-0446	.750
00-284-9494	.750
00-280-8342	1
00-280-4465	1
00-409-2312	1.250
00-050-4953	1.500
00-879-3570	1.500
00-280-4960	2
00-474-6125	2
01-093-8458	2.500
00-823-0924	2.500
00-010-6652	3
00-877-9934	3
00-557-2647	4
00-281-0210	4
00-284-6787	5

CLASS 5920

	AMPS
00-060-2424	5
00-548-3126	6
00-281-0225	6
00-884-2724	7

* For Navy Nuclear Propulsion Plant Products only.

125 VOLTS OR LESS

	AMPS
01-013-2389	8
00-633-0123	8
00-011-7142	10
00-879-6285	10

32 VOLTS OR LESS

	AMPS
00-142-7376	5
00-056-6620	7.5
00-012-0151	15
00-990-1474	15
00-131-9915	20
00-081-9156	20

.281 by 1.250 INCH FUSE

250 VOLTS OR LESS

	AMPS
00-229-1310	.500
00-142-4849	2
00-058-9347	3

32 VOLTS OR LESS

	AMPS
00-013-9866	5

.281 by 1.500 INCH FUSE

32 VOLTS OR LESS

	AMPS
00-050-4963	30

.406 by 1.500 INCH FUSE

500 VOLTS OR LESS

	AMPS
00-519-6130	6
00-296-0575	8
00-296-0454	10
00-296-0361*	10

* For Navy Nuclear Propulsion Plant Products only.

250 VOLTS OR LESS

	AMPS
00-280-3466	1

130 VOLTS OR LESS

	AMPS
00-952-9460	5

32 VOLTS OR LESS

	AMPS
00-280-4464	10
00-280-3168	15

	AMPS
00-280-4461	20
00-280-9476	30

.562 by 2 INCH FUSE

	AMPS
01-073-2537	5

.812 by 3 INCH FUSE

	AMPS
00-009-8182	40

NORMAL-BLOW, OPAQUE BODY

.250 by 1.250 INCH FUSE

250 VOLTS OR LESS

	AMPS
01-127-3541	.125
00-503-2203	.125
00-062-1236	.250
00-321-8455	.250
00-501-3085	.500
01-127-3542	.500
01-102-7354	1
00-665-2881	1
00-280-3537	1
01-126-9961	1.500
00-421-6448	1.500
01-112-0296	2
00-296-1931	2
00-491-2795	2
00-140-0096	2
01-127-7341	3
00-296-1517	3
00-518-1793	3
01-112-7281	5
00-296-0679	5
00-518-1789	5
01-113-5182	6
01-112-7282	8
00-519-7733	8
01-097-6606	10
00-243-3787	10
00-254-7724	12
00-518-1791	12
01-086-5635	15
00-199-9502	15
00-243-3788	15
00-280-9539	20

125 VOLTS OR LESS

	AMPS
00-981-5788	2
00-009-6817	6
00-557-5033	8
00-758-7785	10
00-904-9156	10
01-127-3540	20
00-557-6057	20
00-280-3562	20
00-539-6920	30
00-296-1677	30

.281 by 1.250 INCH FUSE

250 VOLTS OR LESS

	AMPS
00-851-4737	1
00-878-6438	10
00-809-0972	15

.406 by 1.375 INCH FUSE

600 VOLTS OR LESS

	AMPS
00-615-3781	1
00-577-8487	2
00-811-7730	5

.406 by 1.500 INCH FUSE

NORMAL-INTERRUPTING CAPACITY

2500 VOLTS OR LESS

	AMPS
00-723-4554	.500

600 VOLTS OR LESS

	AMPS
00-799-7480	2
01-103-4526	15

250 VOLTS OR LESS

	AMPS
00-221-4556	.500
00-280-9326	1
00-280-4434	1
00-280-4435	2
00-280-4448	2.250
00-263-0626	3
00-280-4432	3
00-280-4433	4
00-549-0032	5
00-280-4426	5
00-878-7178	6
00-280-4427	6
00-199-4021	7
00-280-4440	7
00-280-4430	8
00-686-9548	10
00-280-4431	10
00-280-4428	15
00-686-9514	20
00-280-4429	20
00-280-9325	25
00-280-4438	25
00-280-4436	30

130 VOLTS OR LESS

	AMPS
00-957-4895	2
00-070-4681	15

HIGH-INTERRUPTING CAPACITY, CURRENT-LIMITING TYPE.

500 VOLTS OR LESS

	AMPS
00-725-6710	.250
00-883-8509	.300
00-924-3937	.500
00-636-0957	1
00-295-9063	1
00-660-5389	1.500

	AMPS
00-538-5987	2
00-503-4850	2
00-285-0901	3
00-548-9956	3
00-519-6129	4
00-296-0445	5
00-868-4431	5
00-553-6957	6
00-501-2454	7
00-147-7920	0.125
00-296-0361	10
00-850-4812	15
00-686-0301	15
00-686-0025	20
00-538-5473	20
00-538-5472	25
00-825-2572	30
00-538-5471	30

130 VOLTS OR LESS. CHASE-SHAWMUT A13X15 OR EQUAL.

	AMPS
00-079-3972	1

90 VOLTS OR LESS. BUSSMAN K A W20 OR EQUAL.

	AMPS
00-936-1649	20

.406 by 3 INCH FUSE

1000 VOLTS OR LESS

	AMPS
00-519-7729	.375
00-681-6464	.750
00-686-2665	1
00-819-2135	1
00-809-0970	2

.562 by 2 INCH FUSE

NORMAL-INTERRUPTING CAPACITY.

250 VOLTS OR LESS

	AMPS
00-252-2013	1
00-252-2014	2
00-050-0544	3
00-981-5787	3
00-636-4713	4
00-503-4479	5
00-252-2018	6
00-252-2019	8
00-548-3125	10
00-853-0173	10
00-543-0673	15
00-088-4674	15
00-050-4968	20
00-823-0969	20
00-280-3550	25
00-851-4738	25
00-050-4970	30
00-849-6475	30

HIGH-INTERRUPTING CAPACITY, CURRENT-LIMITING TYPE.

250 VOLTS OR LESS. CHASE-SHAWMUT A25X3 OR EQUAL

	AMPS
01-274-1279	2

CLASS 5920

	AMPS
00-763-9953	3
00-142-7345	5
00-843-9007	15

500 VOLTS OR LESS

	AMPS
00-853-0177	1
00-646-4628	3
00-823-0806	3
00-646-4629	5
00-501-3941	6
00-958-1526	6
00-646-4630	10
00-855-4261	10
00-646-4631	15
00-823-0751	15
00-646-4632	20
00-809-7802	20
00-851-4740	25
00-882-8667	30

.812 by 2 INCH FUSE

130 VOLTS OR LESS

	AMPS
00-998-2231	50

.812 by 1 INCH FUSE

NORMAL-INTERRUPTING CAPACITY.

1000 VOLTS OR LESS

	AMPS
00-109-2062	.062

500 VOLTS OR LESS

	AMPS
00-009-8182	40

250 VOLTS OR LESS

	AMPS
00-853-0176	35
00-050-0541	40
00-883-8437	40
00-050-4961	50
00-050-4972	60
00-851-4739	60

HIGH-INTERRUPTING CAPACITY, CURRENT LIMITING TYPES.

500 VOLTS OR LESS

	AMPS
00-646-4634	35
00-646-4635	40
00-646-4636	50
00-763-4839	50
00-646-4623	60

.812 by 5 INCH FUSE

600 VOLTS OR LESS

	AMPS
00-188-7343	6
00-240-7952	10
00-578-3648	20

	AMPS
00-229-5236	30
00-788-5442	30

TIME-DELAY, VISIBLE ELEMENT

5 by 20 MILLIMETER FUSE

250 VOLTS OR LESS

	AMPS
00-211-2847	3.150

.250 by 1.250 INCH FUSE

250 VOLTS OR LESS

	AMPS
00-837-2633	.010
00-681-5722	.031
00-229-1312	.062
00-519-7659	.062
00-284-9455	.125
00-174-5793	.200
00-504-8634	.250
00-280-3529	.250
00-741-5418	.300
00-229-1317	.375
00-669-6859	.375
00-199-9498	.500
00-280-9320	.500
00-329-8475	.600
00-448-9917	.600
00-755-3235	.750
00-284-6804	.750
00-284-9220	1
00-850-6091	1
00-156-7375	1.250
00-227-6179	1.500
01-053-0986	1.600
00-228-7882	2
00-238-3087	2
01-041-9168	2.500
01-021-6865	3.200

125 VOLTS OR LESS

	AMPS
00-280-5020	1.500
00-199-3973	3
00-280-4010	3.200
01-006-2768	4
01-025-6989	4
00-280-5066	5
00-775-2273	5
01-032-6471	6.250
01-008-5791	7

32 VOLTS OR LESS

	AMPS
00-235-8373	.500

32 VOLTS OR LESS

	AMPS
00-142-7363	3.200
00-043-4790	8
00-284-6795	10
00-850-6092	10
00-142-7379	25

.281 by 1.250 INCH FUSE

250 VOLTS OR LESS

	AMPS
00-235-8373	.500

125 VOLTS OR LESS

	AMPS
00-280-3172	1.600

.406 by 1.500 INCH FUSE

500 VOLTS OR LESS

	AMPS
01-015-4486	15

TIME-DELAY, OPAQUE BODY

.250 by 1.250 INCH FUSE

250 VOLTS OR LESS

	AMPS
00-902-2096	.015
00-669-8984	.031
00-538-3719	.062
00-519-7734	.125
00-281-0205	.125
00-661-0530	.150
00-754-8895	.188
00-295-9269	.188
00-683-6567	.250
00-669-9382	.250
00-669-9383	.375
00-808-8342	.500
00-280-5038	.500
00-688-4086	.750
00-295-9064	.750
00-263-2192	.800
00-636-0963	1
00-849-6476	1
00-263-2191	1.600
01-016-9237	2
01-028-5727	3
00-894-2387	3
01-028-9309	3
00-280-5039	3
00-823-0624	4
00-270-5179*	5
00-296-0449	5
00-296-0448	8
00-177-2148	15

* For Navy Nuclear Propulsion Plant Products only

125 VOLTS OR LESS

	AMPS
01-015-5720	.120
01-018-2281	2.800
00-189-6900	5
00-504-0540	5
00-433-6596	7
01-065-0395	7
00-636-0964	8
00-894-4556	8
00-295-9270	10
00-163-4185	15
00-892-2640	15
01-016-1141	20
00-755-3656	30
00-581-3856	30

.281 by 1.250 INCH FUSE

250 VOLTS OR LESS

	AMPS
00-296-0531	1

.406 by 1.312 INCH FUSE

300 VOLTS OR LESS

	AMPS
01-123-5836	15

.406 by 1.500 INCH FUSE

500 VOLTS OR LESS

	AMPS
01-112-9759	.500
01-006-7759	1.600
01-110-3177	5.000
00-519-6130*	6
00-434-3289	7
00-370-2479	10

* For Navy Nuclear Propulsion Plant Products only

250 VOLTS OR LESS

	AMPS
00-199-3998	.150
00-199-3999	.200
00-295-7885	.200
00-280-3176	.300
00-842-3028	.300
00-199-4001	.400
00-199-4002	.500
00-199-4003	.600
00-842-3030	.600
00-199-4004	.800
00-665-0513	.800
00-051-7985	1
00-988-3533	1.250
00-944-3540	1.600
00-686-9515	2
00-848-9771	2.500
00-538-2829	2.800
00-295-8662	3
00-571-3242	3.200
00-855-4259	3.200
00-199-4016	4
00-865-9332	4
00-841-2337	5
00-851-2846	5
00-722-4894	6
00-199-4019	6.250
00-646-4585	6.250
00-199-4022	8
00-893-7477	8
01-117-5053	10
00-688-4085	10
00-548-9165	10

125 VOLTS OR LESS

	AMPS
00-849-3865	25

.562 by 2 INCH FUSE

250 VOLTS OR LESS. 10,000 AMP INTERRUPT CAPACITY, EXCEPT AS NOTED.

	AMPS
00-057-3152	1
00-280-3160	1.600

CLASS 5920

	AMPS
00-814-0763	1.600
00-855-2049	3.200
00-280-4013	5
00-252-1961	6
00-538-2990	8
00-878-6732	8
00-849-3863	10
00-883-4317	12
00-060-0930	15
00-883-0842	20
00-061-7123	25
00-778-7312	30

.812 by 3 INCH FUSE

250 VOLTS OR LESS

	AMPS
00-813-9639	50

.812 by 5 INCH FUSE

600 VOLTS OR LESS. 200,000 AMP INTERRUPT CAPACITY, RMS

	AMPS
01-231-1892	2.500
01-231-3274	3.500

NORMAL BLOW, PIN-INDICATING, VISIBLE OR ALARM

Button or tip on indicating pin extends .200 inches from end of fuse when fuse is blown. Fiber tube body.

.250 by 1.250 INCH FUSE

125 VOLTS OR LESS

	AMPS
00-812-5287	.750

.312 by 1.187 INCH FUSE

125 VOLTS OR LESS

	AMPS
00-163-4112	1
00-372-2540	1
00-483-4609	2
00-163-4113	3
00-372-2542	3
00-203-5938	8
00-482-3441	8
00-497-1138	10
00-203-5936	10

.312 by 1.265 INCH FUSE

125 VOLTS OR LESS

	AMPS
00-391-5842	5.000

.406 by 1.500

250 VOLTS OR LESS

	AMPS
00-553-5102	1
00-285-0809	2
00-519-7664	3
00-296-6842	4

	AMPS
00-285-0810	5
00-538-6498	8
00-543-0008	10

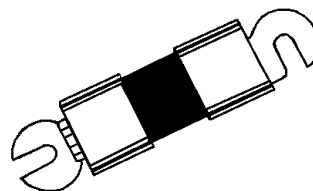
125 VOLTS OR LESS

	AMPS
00-285-0806	15
00-280-9327	25

32 VOLTS OR LESS

	AMPS
00-252-1978	30

AXIAL TERMINAL TYPE



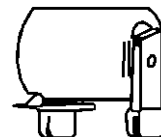
FOR MAIN FEEDERS, or branch circuits. Stud Mounting. Ferruled body.

TIME-DELAY

125 VOLTS AC/DC

	AMPS	Time Delay	C to C Mtg
00-421-4399	60	15 sec/300%	3 inches
00-131-9849	200	12 sec/500%	3.625
00-768-4422	225	13 sec/500%	3.875

BREAKER PROTECTOR TYPE



TIME DELAY

600 VOLTS AC/DC

	AMPS	Dia/In.	O/A Lg/In.
00-769-0967	400	2.000	3.344

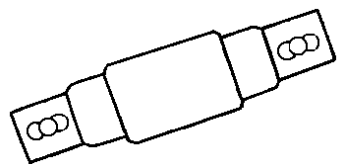
HOLE TYPE

NORMAL BLOW, OPAQUE BODY

	AMPS	Volts	C to C Mtg/In.	Hole Dia/In.
01-070-6603	60	1000 AC/DC	4.250	.312
00-831-7420*	70	130 AC/DC	.312 to 1.906	.312
00-828-0148	100	130 DC	1.906 to 2.187	.312
00-778-7313	100	130 AC/DC	2.187	.312
00-160-2405	100	250 DC	2.437	.312
00-396-8339	125	500 AC/DC	2.875	.312
00-081-0537	130	130 DC	2.156	.312
00-533-7965	150	1000DC	4.875	.375
00-881-2895	200	130 AC/DC	2.187	.312
00-121-5417	200	600 AC/DC	3.656	.312
00-823-0071	250	130 DC	2.093	.312
01-012-6202	300	500 AC/450 DC	3.281	.406

* Chase Shawmut


HOLE-TYPE



NORMAL-BLOW, OPAQUE BODY

	AMPS	Volts	C to C Mtg/In.	Hole Dia/In.
00-674-5879	40	250 DC	2.437	.343
00-890-8999	50	250 DC	2.437	.343
00-900-5336	50	600 DC	3.375	.343
00-717-6839	60	250 DC	2.437	.343
00-069-3039	70	250 DC	2.375	.312
00-852-7364	70	1000 DC	3.375	.312
00-503-2153	90	1000 DC	3.375	.312
00-775-7994	150	250 DC	2.375	.312
00-615-7625	250	250 DC	2.781	.406
00-855-4496	250	600 DC	4.062	.406
00-674-5880	300	250 DC	2.781	.406
00-059-1106	350	250 DC	2.781	.406
00-768-4388	600	250 DC	2.781	.406

KNIFE-BLADE TYPE



NORMAL-BLOW, OPAQUE BODY

	AMPS	Volts	O/A Lg/In.
00-646-4621	70	500 DC	5.875
00-018-1451	80	500 DC	5.875
00-849-7678	100	500 DC	5.875
00-243-3754	150	250 DC	7.125
00-883-3988	175	500 DC	7.125
00-853-0174	200	500 DC	7.125
00-990-9599	350	500 DC	8.625
00-538-5304	400	500 DC	8.625

PIGTAIL TYPE



125 VOLT (MAX) RATED SUBMINIATURE CARTRIDGE FUSES. All units with 1.500 inch terminal length.

NORMAL-BLOW, OPAQUE BODY

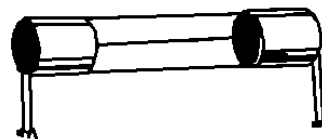
	AMPS
00-480-4063	.125
00-402-1721	.250
00-175-4577	.500
00-236-8150	.750
00-004-0274	1
00-175-5967	1.500
00-413-1337	2
00-413-1338	3

NORMAL-BLOW, VISIBLE ELEMENT

AMPS

00-702-3735 .500

TANGENT LEADS



NORMAL-BLOW, VISIBLE ELEMENT

25 VOLTS AC/DC with 1.500 inch terminal length, .140 inch diameter and .300 inch body length.

AMPS

00-877-5303 2.000

125 VOLT (MAX) RATED. All units with 1.500 inch terminal length, .140 inch diameter and .300 inch body length.

AMPS

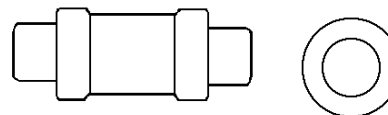
00-835-8881 1.500
00-835-8880 4

250 VOLT (MAX) RATED. All units with 1.500 inch terminal length, .250 inch diameter and 1.250 inch body length.

AMPS

00-686-9204 1

TUBE TYPE

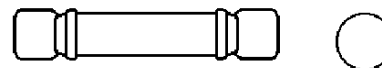


NORMAL-BLOW, OPAQUE BODY

1000 VOLT (MAX) RATED. Overall length 2.312 inches, and .437 inch diameter.

AMPS

00-538-6501 10
00-538-6507 20
00-538-6502 30



	AMPS	Volts	O/A Lg/In.	Dia/In.
01-069-6039	100.000	700 AC	10.000	2.500

PLUG-IN TYPE



NORMAL BLOW-, VISIBLE ELEMENT

125 VOLT (MAX) RATED CARTRIDGE FUSES. .270 inch diameter by .250 inches long.

CLASS 5920

	AMPS
00-948-9071	.100
00-901-9940	.250
00-013-9864	.300
00-944-3515	.500
00-901-7419	.750
00-901-9938	1
00-054-0172	1.500
00-054-0173	2
00-777-6473	3

125 VOLT (MAX) RATED CARTRIDGE FUSES. .250 inch diameter by .348 inches long.

	AMPS
00-033-8024	.010
00-892-9826	.062
00-938-5399	.125
00-936-3944	.200
00-926-0621	.250
00-936-3945	.300
00-901-9937	.400
00-936-3946	.500
00-936-3943	.600
00-905-1831	.750
00-942-7907	1
00-929-7899	1.500
00-938-7660	2
00-926-7445	3
00-782-6179	5

125 VOLT (MAX) RATED CARTRIDGE TYPE. COMMERCIAL TYPE. .235 inch diameter by .290 inch body length.

	AMPS
00-084-3657	.500

125 VOLT (MAX) RATED CARTRIDGE TYPE, COMMERCIAL TYPE. .250 inch diameter by .348 inch body length.

	AMPS
00-957-6855	.002
00-957-6856	.005
00-932-6985	.050

125 VOLT (MAX) RATED CARTRIDGE TYPE. .270 inch diameter by .250 inch body length.

	AMPS
00-777-6490	4.000
00-919-8121	5.000

125 VOLT (MAX) RATED CARTRIDGE TYPE. .250 inch diameter by .348 inch body length.

	AMPS
00-957-6853	.125
00-956-4980	1.500

125 VOLT (MAX) RATED CARTRIDGE TYPE. .235 inch diameter by .290 inch body length.

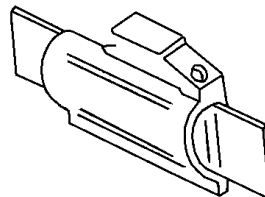
	AMPS
00-956-4978	.500
00-761-2042	1
00-957-6854	3

TIME-DELAY, VISIBLE ELEMENT

125 VOLT (MAX) RATED CARTRIDGE FUSE. .250 inch diameter by .348 inch body length.

	AMPS
00-931-0593	4

FUSE, INCLOSED LINK



NORMAL-BLOW, VISUAL OR ALARM

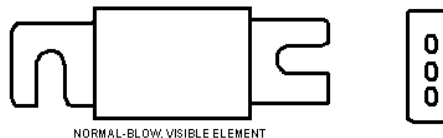
FINGER GRIP LIMITED TYPE. .720 inch diameter by 2.374 overall length.

	AMPS	Volts
00-997-8386	50	200 AC, 28 DC

TIME-DELAY, VISUAL OR ALARM

FINGER GRIP LIMITED TYPE. .720 inch diameter by 2.374 overall length.

	AMPS	Volts
00-945-7271	40	200 AC, 28 DC



NORMAL-BLOW, VISIBLE ELEMENT

NORMAL-BLOW, VISIBLE ELEMENT

SLOTTED LIMITER TYPE. 3.188 inch overall length and .460 inch overall height.

	AMPS	Volts
00-503-1858	100	32 AC/DC

FUSE, INDICATOR ALARM



NORMAL-BLOW, GRASSHOPPER TYPE

MINIATURE PLUG-IN, WITH KNIFE BLADE TERMINAL. Rated for 300 volts or less. Bussman type GMT or equal.

	AMPS
00-995-6079	.018
00-901-9936	.500
00-857-8933	2
00-081-5958	3
00-857-8417	5
00-857-8418	7.5

FUSE BOX

Plastic, round box, surface mounted, provided with raintight cover.

Two .125 inch mounting holes

One Ferrule cartridge accommodated. Two wire single phase.

	OD/In.	O/A Dp/In.
00-153-6186	2.156	1.187

Steel, rectangular box, surface mounted, enamel finish. 30 Amp current rating.

Six .500 inch mounting holes.

Six Ferrule cartridge accommodate, provided with cover.

	W/In.	Lg/In.	Dp/In.
00-178-1624	12.156	14.156	4.750

Eight Ferrule cartridge accommodated, provided with cover. Two wire single phase.

	W/In.	Lg/In.	Dp/In.
00-178-1606	10.156	16.156	4.250

Twelve Ferrule cartridge accommodated, NAVSHIPS Drawing number 9S4876L. Type 15 A.

	W/In.	Lg/In.	Dp/In.
00-178-1625	12.156	18.156	4.750

Eight .500 inch mounting holes.

Nine Ferrule cartridge accommodated, provided with cover. Three wire, three phase. 30 Amp current rating, painted finish.

	W/In.	Lg/In.	Dp/In.
00-178-1626	12.156	22.156	4.500

Six .500 inch mounting holes.

Twelve Ferrule cartridge accommodated, provided with cover. Three wire single phase. Aluminum material treated with Chromate.

	W/In.	H/In.	Dp/In.
00-845-1475	12	19.687	19.687

FUSE, PLUG



125 VOLT (MAX) PLUG FUSES

125 VOLT (MAX) PLUG FUSES.

EDISON BASE TYPES.

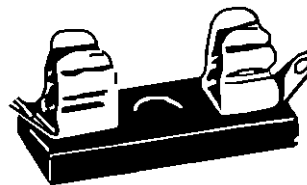
NORMAL-BLOW, VISIBLE ELEMENT

	AMPS	Dia/In.	O/A Lg/In.
00-296-4884	15	1.562	1.375
00-296-4886	30	1.281	1.281

TIME-DELAY, VISIBLE ELEMENT

	AMPS
00-284-7126	5
00-240-4114	10
00-296-4885	20

FUSEHOLDER, BLOCK



One pole for .250 by 1.250 inch ferrule fuses, plastic block. 125 Volts 10 AMP, Clip connected type. 1 Mounting hole, diameter .145 inches. Length, 1.625 by .687 height by .500 width in inches. 2 Tab solder lug.

00-142-7439

One pole for knife blade fuses, plastic block. 300 Volts, 10 AMP Block Signal Indicating Type. 2 mounting holes, .156 inch diameter. 1.212 inch length by 1 inch height by .250 inch width. 3 Tab solder lug.

00-968-3238

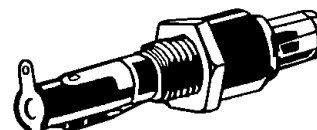
FUSEHOLDER, EXTRACTOR POST

PANEL MOUNTED, INCLOSED CARTRIDGE FUSEHOLDERS. Blown fuse indicating and non-indicating. Silver-plated fuse contacts, tinned or solder dipped lug terminals, except as noted. Voltage on lamp-indicating types shows operating range for lamp indication, on non-indicating types shown maximum voltage of fuse that will fit holders.

FERRULE TYPE FUSEHOLDERS

FOR .250 by 1 INCH FUSES

LAMP-INDICATING. One pole, drip-proof. Alloy plated contacts. Accommodated Ferrule Type Fuse Terminals. Bushing hole diameter listed in inches.



	AMP/Volt	Hole Dia/In.	Terminal
00-590-2928	5A/125V	.506	Straight
00-284-7834	15A/250V	.506	Rt. Angle
00-089-4130	20A/250V	.630	Rt. Angle

NON-INDICATING. One pole, drip-proof .250-24 bushing thread, ground test hole in cap.



	AMP/Volt	Terminal
00-892-9395	5A/250V	Straight End

FOR .250 by 1.250 INCH FUSES

NON-INDICATING TYPE

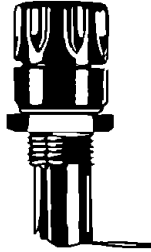
CLASS 5920

IN-THE-LINE STYLE, threaded terminals.

	AMP/Volt	Lg./In.	Dia./In.
00-636-0679	20A/32V	4.625	.812

ONE POLE, .500 by 24 threaded bushing, Silver plated contacts.

RIGHT ANGLE End terminal, Dripproof.



	AMP/Volt
00-556-0144	20A/250V

STRAIGHT END Terminal, Dripproof.

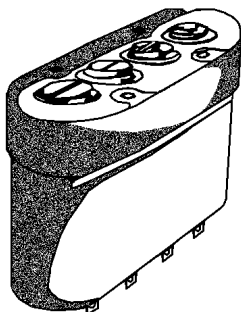


	AMP/Volt
00-881-4636*	15A/250V
00-118-8195	30A/250V
00-892-9311	30A/250V
00-875-4100	30A/250V
00-952-9029*	30A/250V
00-887-6514†	30A/250V

* Watertight, with tinned contacts.

† Watertight, Shielded-bushing mounted type.

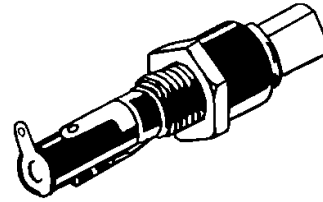
FOUR POLE. Holds four fuses, has bright Alloy plated contacts, 8 solder lug terminals. Stewart-Warner Electronics 09Pz06434 or equal.



	AMP/Volt
00-806-9475	30A/300V

INDICATING TYPE

INCANDESCENT LAMP, Amber cap, Dripproof Silver plated contacts. .625-18 bushing threads, Straight end terminal. .820 inch diameter body with flat sided cap.



	AMP/Volt
00-952-5360	20A/250V
00-627-3717	20A/23-33V
00-926-7560	20A/45V
00-734-5027	20A/60V
00-269-3743	20A/250V
00-926-7517	20A/250V
00-829-1463	30A/250V

NEON LAMP. Panel mounted, clearcap, .625-18 bushing thread, dripproof Silver plated contact as noted.

ONE POLE

Right Angle End Terminal, .820 inch diameter body with flat sided cap.

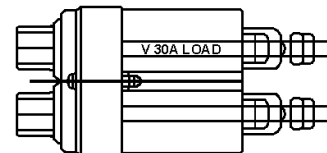
	AMP/Volt
00-089-4130	20A/90-250V

STRAIGHT END, Terminal overall diameter in inches.



	AMP/Volt	Dia./In.
00-829-1464	30A/250V	1.203

TWO POLE



	AMP/Volt	Lg./In.	H./In.	W./In.
00-003-5845	15A/125V	3.875	1.187	1.187
00-053-8958*	300A/250V	3.875	1.812	1.812
00-901-4731	30A/250V	3.875	1.812	1.812

* Incandescent Lamp interruption indicator.

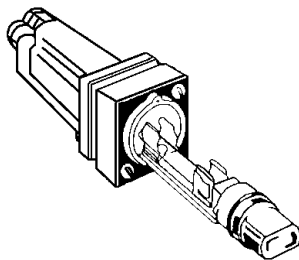
INCANDESCENT LAMP, REAR PANEL MOUNTED

One pole, dripproof. Silver plated contacts. Bushing mounting with 2 holes and keyway. Two threaded studs with 32 threads per inch.

	AMP/Volt
00-962-9874	30A/28V

NEON LAMP, REAR PANEL MOUNTED, with clear flat sided knob, Silver plated contacts Number 8-32 stud terminals and ground test hole in body.

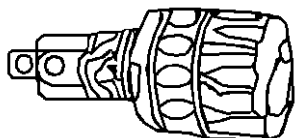
ONE POLE, with 1 fuse carrier, unsealed enclosure.



AMP/Volt
00-902-2377 30A/250V

FOR .281 by 1.250 INCH FUSES

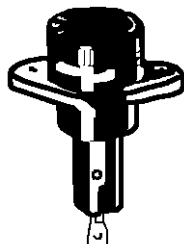
ONE POLE, NON-INDICATING TYPE. Dripproof, .625-18 bushing thread, Silver plated contacts, ground test hole in cap.



AMP/Volt
00-581-7957 15A/250V

FOR .406 by 1.500 INCH FUSES

NON-INDICATING TYPE



ONE POLE

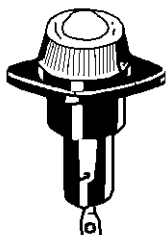
Right Angle End Terminal

AMP/Volt
00-681-4439 15A/250V

Watertight, front panel mouted with Silver plated contacts and two .180 inch diameter mounting holes on 1.312 inch centers, ground test hole in cap.

AMP/Volt
00-687-1896 30A/250V

INDICATING TYPE



NEON LAMP, Panel mounted, Silver plated contacts, shock and vibration

proof. 2 hole mounted, .171 inch diameter hole.

AMP/Volt
00-802-0666 20A/125V

NEON LAMP, Rear Panel mounted, unsealed body, clear octagon knob with fuse carrier, Silver plated contacts. Number 8-32 stud terminals and ground test hole in body.

AMP/Volt
00-824-1515 20A/500V

FOR .562 by 2 INCH FUSES

LAMP-INDICATING, DRIPPROOF, PANEL MOUNTED. One pole neon lamp with clear cap. Silver plated contacts. Number 10-24 stud terminals and ground test hole in cap.



AMP/Volt
00-781-7191 30A/90-500V


FOR .812 by 2 INCH FUSES

NEON LAMP-INDICATING, One pole type, Silver plated contacts. 2 hole mounted.. Overall length, 5.468 inches by overall diameter 2.875 inches.

AMP/Volt
00-728-6521 500V

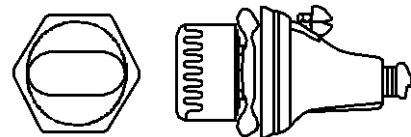
PIN TYPE (PLUG-IN) FUSEHOLDER

NON-INDICATING, WATERTIGHT, FRONT PANEL MOUNTED. One pole, .375-24 bushing thread unit with solder dipped terminal lugs, and non-captive cap. Accepts FM01 and FM02 size fuses.



AMP/Volt
00-785-5471 5A/125V

BUSHING MOUNTED TYPE, Neon lamp interruption indicator. Copper Tin and Zinc plated. 2.625 inches long by 1.125 inches in diameter. Reinforced Plastic material.



AMP/Volt
00-844-6509 30A/125V

1 inch diameter by 2.595 inches long. Silver plated contacts with watertight seal.

AMP/Volt
00-065-9251 30A/250V

CLASS 5920

1.375 inch diameter by 3 inch overall length. With watertight seal.

	AMP/Volt
00-926-7464	30A/500V

FUSEHOLDER SUBASSEMBLY

NEON LAMP, PANEL MOUNTED. One pole with 1 fuse carrier and an unsealed enclosure. Ferrule-type fuse-holder with Silver plated contacts.

	AMP/Volt	Composition
00-064-1699	30A/250V	Plastic Body

ARRESTER, ELECTRICAL SURGE

.550 KV BREAKDOWN. Metal body, .620 inch diameter by 1.182 inches long overall. 2 Ferrule type terminal mounted. Indoor and outdoor use.

01-029-3814

ARRESTER, LIGHTNING

CARBON BLOCK TYPE. 4250 VOLT BREAKDOWN. 90 Volt line-to-ground, RMS. Plastic body 14.375 inches long by 7.875 inches wide by 4.375 inches deep overall. 24 solder lug terminals, 3 mounting holes. For outdoor use with Dial, Telephone Equipment, NAVSHIP Drawing 9000-S6501, Type Z-13A, symbol 2873-1.

00-090-0870

CLASS 5930 SWITCHES

NOTE: As non-plastic alternatives to plastic items currently in use are identified, information will be provided through shopping advisory messages and the Afloat Shopping Guide. To help you shop more "wisely", items recommended for shipboard use will be annotated with "NP" by the National Item Identification Number.

BOOT, DUST AND MOISTURE SEAL

0.550 Nominal inches overall height by 0.080 nominal inches base height. Width across flats, 0.625 nominal inches. Opening inside diameter, 0.178 nominal inches. Rubber silicone body. Hazardous locations/environmental protection, Dustproof-NEMA Type 13 and Watertight-NEMA Type 4. One mounting device. Mechanical sealing method. Internal base thread. 0.469 nominal inches tread size. 32 threads per inch. 0.160 nominal inches thread length.

00-539-7013

0.844 nominal inches overall height. 0.053 nominal inches material thickness. 0.791 nominal inches dome height. Any acceptable body outside diameter. Width across flats, 0.625 nominal inches. 0.125 nominal inches opening inside diameter. Rubber silicone body. Hazardous locations/environmental protection, Dustproof-NEMA Type 13 and Watertight-NEMA Type 4. Integral threaded nut mounting method. 1 mounting device. Compression sealing method. Internal base threads. UNS thread series. 32 threads per inch. 2B thread class. 0.176 nominal inches thread length.

00-539-7013

CONNECTOR, PLUG

Bolt mounting method. NPT single bolt thread series. 0.813 inches single bolt nominal thread size.

01-168-0775

PUSH BUTTON

Plastic. Full display type. Color: Gray. 0.281 nominal inches overall length by 0.500 nominal inches overall diameter. End Item: NSN, 1425-01-023-6141

01-117-6464

SWITCH, FLOW

Overall length, 2.500 minimum and 3.270 maximum inches by 3.910 maximum inches overall height. Overall width, 2.400 maximum inches. Body height, 3.317 maximum inches. Nonpile-up contact arrangement, 1 pole, double throw, one position momentary. Increase contact action stimulus. Contact stimulus rating, 10.00 actuation point nominal gallons per minute and 8.50 deactuation point nominal gallons per

minute. Contact voltage rating in volts, 288.0 DC at sea level single voltage. Contact load current rating, 3.0 Amperes resistive load single voltage. 32.0 degrees Fahrenheit minimum and 185.0 degrees Fahrenheit maximum operating temperature. Designed for liquid media. Connector, receptacle-terminal type. Inlet connection and outlet connection mounting method.

01-172-9712

SWITCH, LIQUID LEVEL

AC Voltage rating, 115.000 nominal volts, 1st operating power requirement. Frequency rating, 60.000 HERTZ nominal 1st operating power requirement. Phase, Single 1st operating power requirement. DC voltage rating, 115.000 Volts, nominal 1st operating power requirement. Internal battery accommodation, not included 1st operating power requirement. Current rating at maximum rated voltage, 50.0 Milliampere nominal load. Cable electrical connection type. 120.00 nominal inches power cable length. Liquid type for which designed, sea water, fuel and hydraulic or lubrication oils. 0.0 degrees Fahrenheit minimum and 150.0 degrees Fahrenheit maximum operating temperature. Buoyancy actuation method. Float quantity (1). 0.250 minimum and 0.500 maximum inches float effective travel. Vertical mounting position bracket mount. 3.312 nominal inches overall length by 2.562 nominal inches overall diameter. 2.500 maximum inches tank insertion length.

00-892-1638

SWITCH, PRESSURE

5.750 nominal inches overall length, 10.938 maximum inches overall height. 3.00 nominal inches overall width. 5.750 nominal inches body length. 10.313 nominal inches body height. Gage pressure switch. Nonpile-up contact arrangement, 1 pole, single throw, normally open momentary action. Increase contact action stimulus. Contact adjustability, actuation point adjustable and deactuation point adjustable. Contact adjustment range, 500.00 to 5000.00 actuation point pounds per square inch gage and 500.00 to 5000.00 deactuation point pounds per square inch gage. Internal actuation point hex nut with scale and internal deactuation point hex nut with scale contact adjustment. 66.0 degrees Celsius maximum operating temperature. Designed for gas or liquid media. 5600.00 pounds per square inch gage proof pressure. Plain, threaded internal single connection inside diameter. Bracket and unthreaded hole mounting method.

00-498-5922

SWITCH, PUSH

1 two circuit, double break/double make, one position momentary single switch unit (nonpile-up contact arrangement). 1115.0 AC and 28.0 DC maximum voltage rating in volts. Bushing mounted body style. 0.562 nominal inches body diameter. 0.312 nominal inches bushing length. 0.904 nominal inches body length. 0.375 nominal inches actuator diameter. 0.250 nominal inches actuator height. 4 solder lug terminal type and quantity. Fully inclosed. Threaded bushing mounting method. UNEF thread series. 2B thread class. 24 threads per inch.

00-501-1749

SWITCH, ROTARY

9 tap, circular, bushing mount style. 3.406 nominal inches overall length with 4.375 nominal inches overall diameter. 3 individual sections. Nonpile-up nonsymmetrical. Breaks before makes each section front. Contact voltage rating in volts, 1220.0 AC at sea level. Contact load current rating, 10.0 Amperes resistive load AC at sea level.

SWITCH, SENSITIVE

1 pole, double throw, one position momentary single switch unit. Maximum voltage rating in volts, 1115.0 AC and 28.0 DC. 1.094 nominal inches body length by 0.415 maximum inches body width by 0.625 nominal inches body height. Actuator length, 0.110 nominal inches by 0.020 nominal inches high by 0.160 minimum and 0.625 maximum inches wide. 3 screw terminal. 14 ounces maximum switch actuating force. 4.0 ounces nominal switch release force. Actuator movement, 0.046 pretravel inches maximum and 0.031 overtravel inches maximum and 0.020 differential inches maximum. Fully inclosed. Dustproof. Unthreaded hole mounting (mounting hole diameter, 0.116 maximum inches).

00-683-2814

1 pole, double throw, one position momentary single switch unit. Maximum voltage rating in volts, 1115.0 AC and 28.0 DC. 0.510 maximum inches body length by 0.210 maximum inches body width by 0.340 minimum and 0.360 maximum inches body height. Actuator diameter, 0.057 minimum and 0.067 maximum inches. Actuator height, 0.080 nominal inches. Actuator free position height, 0.305 minimum

CLASS 5930

and 0.335 maximum inches. 3 turret terminal. 5.0 ounces maximum switch actuating force. 1.0 ounces minimum switch release force. Actuator movement, 0.020 pretravel inches maximum and 0.004 overtravel inches minimum and 0.005 differential inches maximum. Fully inclosed. Dustproof. Unthreaded hole mounting (mounting hole diameter, 0.090 maximum inches).

00-803-4570

SWITCH, THERMOSTATIC

Cylindrical with flange style. 3.125 nominal inches overall length. Body diameter, 1.500 nominal inches. Body length, 1.500 nominal inches. Overall diameter, 3.875 nominal inches. Increase contact action stimulus. Deactuation point not adjustable and actuation point not adjustable. Contact stimulus rating, 105.00 actuation point nominal degrees Fahrenheit and 103.00 deactuation point nominal degrees Fahrenheit. Contact voltage rating in volts, 1115.0 AC at sea level single voltage. Contact load current rating, 700.0 Milliampere resistive load single voltage. Operating temperature rating minus 55.0 degrees Fahrenheit minimum and 175.0 degrees Fahrenheit maximum. Designed for gas or liquid. Wire lead terminal. Capillary tube length, 2.250 nominal inches. Bulb length, 0.313 nominal inches. Bulb diameter, 0.125 nominal inches.

00-565-5153

SWITCH, TOGGLE

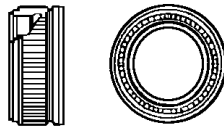
2 pole double throw, both positions maintained single switch unit. Maximum voltage rating in volts, 2220.0 AC and 250.0 DC. Contact load current rating at maximum rated voltage, 500.000 Milliampere resistive DC and 9.000 Amperes resistive AC. Bushing mount. 0.453 minimum and 0.485 maximum inch long bushing. Body length, 1.346 maximum inches by 1.025 maximum inches body width. by 1.000 minimum and 1.250 maximum inches body height. 6 screw terminal. Fully inclosed. Submersible. Threaded bushing mount.

00-615-9376

CLASS 5935 ELECTRICAL CONNECTORS

NOTE: As non-plastic alternatives to plastic items currently in use are identified, information will be provided through shopping advisory messages and the Afloat Shopping Guide. To help you shop more “wisely”, items recommended for shipboard use will be annotated with “NP” by the National Item Identification Number.

ADAPTER, CABLE CLAMP TO CONNECTOR



	Thd Sz	QPI
01-219-4307	.625	24
01-166-8034	1.750	18

With cable clamp

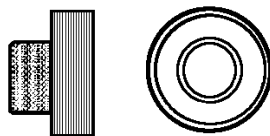


	Thd Sz	QPI
01-180-3401	.750	20
00-434-9158	1	18
01-181-1672	1	20
01-227-2314	1	20
01-159-3706	1.062	18
01-161-5864	1.125	18
01-245-9723	1.250	18
01-128-3782	1.312	18
01-193-5712	1.438	18
01-157-4500	1.750	18

With strain relief

	Thd Sz	QPI
01-095-0865	.438	28
01-201-7518	.562	24
01-256-1586	1	20
01-256-1581	1.062	18

Reducer type



	Thd Sz	QPI
01-189-3226	.750	20

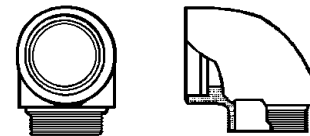
Solid type



	Thd Sz	QPI
01-177-6802	—	
01-162-8704	.875	20

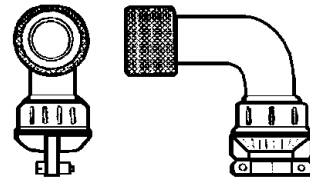
ANGLE SHAPES

Plain



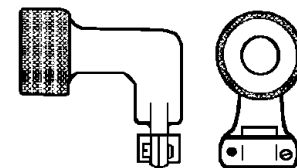
	Thd Sz	QPI
01-222-8718	.562	24
01-165-1870	1.438	18

With clamp



	Thd Sz	QPI
01-123-8642	.688	24
01-162-4113	.750	20
01-128-3800	1.062	18

With clamp



	Thd Sz	QPI
01-211-4517	.438	28
01-171-5758	.625	24
01-186-5611	1	20
01-179-4833	1.125	—

ADAPTER, CONNECTOR

T-shape. Bayonet pin connector locking. 1.531 inches long by .375 inches high by 1 inch wide, .099 thread size.

00-940-7322

CLASS 5935

Angle shape. Internally threaded coupling ring. .640 inches long by .625 inches high by .360 inches wide.

	Thd Sz	QPI
00-917-5437	.250	36

12N straight shape, external coupling. 1.673 inches long, 1.250 inch diameter.

	Thd Sz	QPI
01-027-3134	.750	20

13N straight shape. Watertight, hermetically sealed. Bayonet pin. 1 inch long, .700 inch diameter.

	Thd Sz	QPI
00-539-0203	.438	28

30N straight shape. Phenolic plastic. Bayonet slot and spring friction connector. 1.130 inch long by 2.490 inches high by .950 inches wide.

00-987-5911

1N straight shape, external/internal coupling.

	Thd Sz	QPI
01-165-8707*†	.190	32
01-069-9603	.250	36
00-927-6745	.250-.438	28-36
00-759-0847*†	.625	24
01-084-6517*	.625	24

* Moisture, vibration resistant
† Salt water resistant

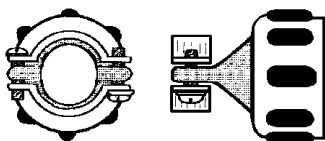
2N straight shape, internal coupling.

	Thd Sz	QPI
01-098-8596	—	—
01-149-4059	.250	36
00-048-6458	.250-.438	28-36
01-274-1352	.250-.438	28-36
01-081-3998	.438-.625	—
01-167-8151	.438-.625	24-28

CLAMP, CABLE, ELECTRICAL CONNECTOR

10B DOUBLE CLAMPING ACTION, OPEN FRAME.


M85049/52 dash number given. Spec Mil-C-85049/52.



	UNF/In.	Cable Dia/In.
01-179-4832	.500-20	.125-204

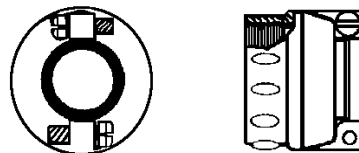
	UNEF/In.	Cable Dia/In.
00-728-5805	.562-20	.445-.475

DOUBLE CLAMPING ACTION WITH OR WITHOUT BUSHING.



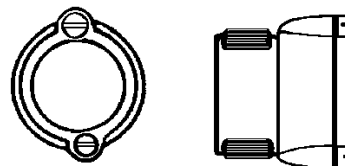
	UNEF/In.	Cable Dia/In.
01-217-8679	.438-28	.1-.115
01-201-1572	.687-24	.422 min
01-201-4467	1.062-18	.734 min
01-201-3909	1.312-18	.922 min
00-931-6136	1.438-28	.281 nom

ENVIRONMENTAL TYPE



	UNC/In.	Cable Dia/In.
00-280-1936	.138	.614-.634

GLAND NUT TYPE



	UNEF/In.	Cable Dia/In.
01-168-3343	1.312-18	1.039

ANGLE TIE STRAP TYPE



	UNEF/In.	Cable Dia/In.
01-174-3671	—	.518-.706
01-195-6030	.625-24	.365
01-181-6652	.750-20	.291-.416

CONNECTOR BODY, RECEPTACLE, ELECTRICAL

Straight shape; corrosion, humidity, shock, and vibration resistant.

	H
00-515-3250	0.683
00-517-8442	0.681

CONNECTOR, PLUG, ELECTRICAL

Straight shape, external coupling. Bayonet pin.

01-246-6087

Straight shape, external coupling with backshell.

	O/A Lg In.	O/A Dia In.
00-468-5951	1.000	0.400
00-480-7948	2.875	2.250

Straight shape, Zinc Alloy.

	O/A Lg In.	O/A Dia In.
00-115-2307	1.390	2.450
00-805-4836	0.494	0.750

Straight shape with clamp, grounded.

01-041-3657

Straight shape, internal coupling.

	O/A Lg In.	O/A Dia In.
01-254-0132	0.750	0.450
01-251-4270	1.516	0.827
01-214-9569	1.250	0.400
01-189-9261	2.500	1.020
01-138-9617	2.063	0.750
01-128-3641	0.965	0.450
01-122-9085	0.965	0.450
01-092-3441	0.930	0.570
01-014-4787	0.687	0.437
01-019-5936	1.138	0.420
01-007-5683	0.950	0.400
00-929-9968	0.965	0.445
00-624-7663	1.030	0.400
00-501-5807	0.750	0.380
00-660-4296	1.375	0.813
00-270-1271	1.875	0.827
00-566-5651	1.281	0.313
00-270-4417	1.325	0.781
00-568-3148	1.687	0.827
00-138-1453	1.969	0.562
00-136-7524	1.156	0.375
00-198-4304	1.062	0.500

Straight shape, internal coupling.

	O/A Lg In.	O/A Dia In.
01-165-2932	2.031	1.213
01-136-6507	2.125	1.469
01-168-3956	2.031	1.358
01-083-6230	2.031	1.088
01-128-3604	1.203	1.424
00-500-8817	1.234	1.406
01-231-1907	1.420	1.510
01-164-8586	1.230	0.782
01-064-8876	1.265	0.500
01-052-3378	1.234	1.281
00-779-8607	1.882	1.141
01-045-1630	1.234	0.859
00-444-1250	0.766	0.750

	O/A Lg MM	O/A Dia MM
01-220-1933	31.0	32.5
01-214-0653	38.9	46.5

Straight shape, internal coupling with backshell.

	O/A Lg In.	O/A Dia In.
00-577-8677	2.062	1.281
00-687-1687	1.156	0.719
00-227-7043	1.531	0.984

Straight shape, internal coupling with strain relief.

	O/A Lg In.	O/A Dia In.
01-021-1062	10.172	3.531
00-992-2035	1.308	0.806
01-229-2876	1.687	0.827
01-164-5621	1.040	0.592
00-164-9849	5.000	1.600

Straight shape. Overall length 3.180 inches.

01-179-3380

Angle shape, internal coupling.

	O/A Lg In.	O/A Dia In.
00-361-9542	1.625	0.827
01-325-4373	2.090	0.650
00-657-1527	—	1.000
01-128-6718	1.875	0.641
00-487-8677	1.410	0.562
01-181-5678	2.370	0.827
00-430-4109	1.218	0.650
01-014-1445	1.375	0.400

Angle shape. Overall length 0.675 inches.

00-825-9460

CONNECTOR, RECEPTACLE, ELECTRICAL

Straight shape, external coupling. Overall length 1.625 inches.

00-807-9308

Straight shape, external coupling.

	Lg/In.
01-065-4244	1.222
01-118-1215	0.797
01-108-8458	1.215
01-117-2756	1.248
01-114-3447	1.233

	Lg/MM
01-232-4596	32.0
01-274-5177	32.0
01-276-9945	34.1
01-276-3781	34.1

Straight shape, through hole mount, external coupling. Overall length 2.343 inches.

00-494-6854

Straight shape, external coupling with backshell.

	O/A Lg In.
01-048-1187	2.125
00-306-3215	1.009

Straight shape, external coupling. Overall length 1.243 inches.

01-100-4084

Straight shape, external coupling. Overall length 1.125 inches.

00-873-3911

Straight shape, external coupling.

	O/A Lg In.	O/A Dia In.
00-337-6720	1.500	0.312
01-214-2011	1.150	0.500

Straight shape

	O/A Lg In.	O/A Dia In.
01-290-4816	1.541	0.676
01-284-2870	2.088	0.683
00-594-2887	1.541	0.663
01-151-1244	1.541	0.737
01-296-0114	1.541	0.693

CLASS 5935

Straight shape, flush mount. Overall length 1.800 inches, overall height 2.000 inches.

01-137-6400

Angle shape, external coupling. Overall length 0.390 inches, overall height 0.410 inches.

01-199-7158

COVER, ELECTRICAL CONNECTOR

1.062 inches high, 2 inch diameter. Nickel Alloy, 12 QPI, .438 inch thread length.

00-070-9483

1.062 inches high, 2.50 inch diameter. Nickel Alloy and Aluminum Bronze. 12 QPI, 2 inch thread size.

00-070-9487

.844 inches high, 1.187 inch diameter. Aluminum Alloy, anodized surface, 18 QPI, 1.125 inch thread size.

00-161-3096

.562 inches high, 1 inch diameter. Aluminum Alloy. One bayonet lock, chain, gasket seal.

01-117-6376

.844 inches high, 1.062 inch diameter. Aluminum Alloy. 20 QPI, link chain, 1 inch thread size.

01-189-3220

.891 inches high, 1.312 inch diameter. Aluminum Alloy. 18 QPI, chain, 1.250 inch thread size.

01-190-6815

GUIDE, ELECTRICAL CONNECTOR

17L grooved socket, .160 inch overall length, .190 inch wide across flats. Polyamide Nylon.

01-113-0741

JACK, TIP

Banana spring single finger, solder lug tab terminal, 32 QPI, .313 inch thread size. .657 inch body length, .438 inch diameter.

	Color
00-729-5559	Black
00-803-1445	Red

Test prod single finger, 1 bushing, .250 to .312 inch thread size, with round hole.

	Color	Amps
00-803-1444	White	15

SPLIT END, SINGLE FINGER, TERMINAL

Designed for .250 inch diameter by 1.062 inch test probe. Color coded plastic cap. Overall length 3.625 inches. Overall diameter 1 inch, cable diameter .375 inches. 125 volts DC. Non spec items.

Amps

01-166-7961

40

JACKSCREW, ELECTRICAL CONNECTOR

15M threaded stud mounted, .500 inches long, .217 inch overall diameter, Steel, 40 QPI, .112 inch thread size.

01-052-9436

PLUG, END SEAL, ELECTRICAL CONNECTOR

Straight shape, plastic

00-235-8970

00-439-3789

PLUG, TELEPHONE

.281 inch diameter, .761 inch long finger, overall length 2.000 inches. Solder lug tab. Insulated. 18 straight handle.

00-246-2383

.281 inch diameter, .902 inch long finger. Black. Solder lug tab. Insulated. 7 straight handle.

01-038-0679

PLUG, TIP

Nickel Plated Brass finger. Overall length, 2.125 inches. Solder lug tab terminal. Straight, Plastic handle and insulator.

	Finger Dia/In.	Finger Lg/In.	Color	Cable Ent/Dia
00-201-8965	.175	.531	Black	.215

Straight handle. Silver, Beryllium Copper finger. Overall length, 1.500 inches, 15 AMP, red, solder stud terminal.

00-415-7970

Nickel, Phosphor Bronze finger. Overall length 1.562 inches. 15 AMP. Black, wire wrap terminal.

00-833-4589

RETAINER, ELECTRICAL CONNECTOR

Steel, Cadmium, and Chromate surface. Overall length 0.540 inches. Spring clip.

01-179-3497

SOCKET, PLUG-IN ELECTRONIC COMPONENTS

8 metal contact, 10 AMP. Plastic body, designed for chassis. 2 mounting holes with slots. 2.375 inches overall length by 1.562 inches wide by .875 inches high.

01-140-8059

CLASS 5940

LUGS, TERMINALS AND TERMINAL STRIPS

NOTE: As non-plastic alternatives to plastic items currently in use are identified, information will be provided through shopping advisory messages and the Afloat Shopping Guide. To help you shop more "wisely", items recommended for shipboard use will be annotated with "NP" by the National Item Identification Number.

ADAPTER, BATTERY TERMINAL

For mounting and fastening positive electrical lead, to tapered battery terminals. Utilizing the nuts and bolts provided, within the terminal adapter. Lead Antimony Alloy.

Positive Terminal

	Lg/In.	W/In.	Thk/In.
00-549-6581	1.950	1.200	.630

CONTACT STRIP, RADIO FREQUENCY GROUNDING

Angle Type 012 inches thick, made of Beryllium Copper. Hole type mounting. Number of contacts listed.

	Lg/In.	Contacts
01-236-2971	1.640	2
01-236-2970	1.660	3
01-235-8034	1.660	3

Channel Type, made of Tin Plated Beryllium Copper. Pressure mounting with 58 contact fingers.

	Lg/In.	W/In.	H/In.
01-165-4488	24	.600	.222

Channel Type, made of Beryllium Copper, Cadmium Plated with conductive Chromate film. Press fit mounting with 64 contact fingers.

	Lg/In.	H/In.	Thk/In.
01-007-9935	24	.937	.005

Plate Type, made of Beryllium Copper. Hole mounting method.

	Lg/In.	H/In.	Thk/In.
01-020-8154	A/A	1.600	.010
01-123-5127	1.140	.312	.012

Plate Type, made of Beryllium Copper. Pressure mounting method. Special Features: Heat Treated. 120 contact fingers and .005 inches thick.

	W/In.
01-159-8847	.869
01-159-8849	1.569

COVER, TERMINAL BOARD

Plastic material with a two mounting hole configuration.

	Lg/In.	W/In.	H/In.
00-232-5192	1.437	.437	.281

	Lg/In.	W/In.	H/In.
01-073-3429	2.500	1.310	.720

Plastic, Phenol-Formaldehyde material with a two mounting hole configuration.

	Lg/In.	W/In.	H/In.
00-762-5866	1.375	.750	.500

FERRULE, ELECTRICAL CONDUCTOR

Copper material with a water seal. Closed end style with no solder connections.

	OD/In.	ID/In.	Wire Size/In.
00-194-7379	.093	.069	15-AWG
00-194-7380	.108	.084	14-AWG
00-194-7381	.140	.116	10-AWG
00-194-7382	.168	.144	8-AWG
00-194-7383	.203	.179	6-AWG

SPLICE CONDUCTOR

CRIMP STYLE. Copper material. Intended for application where conductor temperatures do not exceed 105 degrees Celsius. Accommodates wire sizes as shown.



Straight barrel all ends. Tin Plated Copper Alloy material. Plastic Polyamide insulating sleeve.

20-AWG

	Lg/In.	Color
01-009-2653	1.580	Red

16-AWG

	Lg/In.	Color
00-478-0037	.850	Blue

Straight barrel all ends. Copper Alloy material. Uninsulated.

22-AWG

	Lg/In.	Color
01-066-7112	.270	Red

20-AWG

	Lg/In.	Color
01-157-9028	.275	Red Stripe

18-AWG

	Lg/In.	Color
01-064-8893	.275	Yellow

6-AWG

	Lg/In.	Color
01-277-0532	2.375	Blue

000-AWG

	Lg/In.	Color
01-277-0533	3.125	—

Straight barrel single end. Tin Plated Copper conductor material. Uninsulated.

2-AWG

	Lg/In.	Color
00-927-9572	2.620	—

Straight split barrel single end. Copper material with Plastic insulation.

24-AWG

	Lg/In.	Color
01-021-3221	.590	Yellow

18-AWG

	Lg/In.	Color
01-225-4393*	.640	Green

* Straight, split barrel, all ends.

	Lg/In.	Color
01-241-5663	3.520	Blue
01-240-5867	3.050	Blue
00-168-3401	1.100	Blue
01-192-4849	.650	Blue
01-192-4850	.650	Blue

Straight barrel, all ends. Plastic overall, except insulation.

	Lg/In.	Color
01-149-1717	2.000	Blue
01-007-1460	1.100	Blue
01-135-7080	.650	White
01-135-7081	.650	White

MECHANICAL COMPRESSION TYPE

SPLIT BOLT WITHOUT SPACER SINGLE END. Continuous conductor position style. Copper overall Uninsulated.

0000-AWG

CLASS 5940

	Lg./In.	W
00-239-9033	2.530	1.410

2-AWG

	Lg./In.	W
00-239-9029	1.563	.813

SPIRAL SPRING STYLE. Insulated sleeve. Pigtail type connection. General purpose use as splice to connect two or more solid or stranded wires.



SPIRAL SPRING TYPE 600 V DIELECTRIC.

SCREW CAP WITH SPIRAL THREAD SINGLE END. Pigtail conductor position style. Insulating sleeve 105 degrees Celsius operating temperature.

	Lg./In.	Dia./In.	Color
01-069-8914	1.250	.719	Gray

TWISTING SLEEVE STYLE

Straight barrel all ends. Steel, Zinc Plated material. Insulating sleeve.

	Lg./In.	Dia./In.	Color
00-018-4451	1.750	.625	Blue

TERMINAL BOARD

Single row, block type. Plastic board with Copper Alloy terminals. Solid board with 4 non-feed through terminals. Two slot mounting.

	Lg./In.	W./In.	H./In.
00-152-4304	5.000	1.000	1.000

Single row, circular. Plastic Polyester and glass fiber board. Solid board with 6 non-feed through terminals. Friction mounting.

	Dia./In.	H./In.
00-909-1011	2.062	.750

Single row, barrier type, Plastic board. Hollow construction without insulated strip. 8 non-feed through Steel terminals. 9 unthreaded holes for mounting.

	Lg./In.	W./In.	H./In.
00-950-7783	12.641	1.250	1.392

Single row, barrier standoff type, Plastic Diallyl Phthalate and glass fiber board. Solid construction with, 12 non-feed through Corrosion Resisting Steel terminals. 13 unthreaded holes for mounting.

	Lg./In.	W./In.	H./In.
01-005-4733	7.564	.688	.580

Single row, barrier type. Plastic board. Solid construction with 12, non-feed through terminals. Four unthreaded holes for mounting.

	Lg./In.	W./In.	H./In.
00-946-4963	8.250	1.938	1.219

Single row, barrier type. Plastic Polyester and glass fiber board. Hollow construction without insulated strip. 14 vertical feed through Copper Alloy terminals. Two slot mounting.

	Lg./In.	W./In.	H./In.
00-502-8471	6.500	.625	1.125

Single row, barrier type. Plastic board with Copper Alloy vertical feed through terminals. Hollow construction without insulated strip. Two unthreaded holes for mounting.

	Lg./In.	W./In.	H./In.
00-180-5221	2.870	1.000	1.970

Multi-row terminal pattern, barrier type. Plastic Diallyl Phthalate and glass fiber board. 5 linked non-feed through, Copper Alloy Nickel Plated terminals. Hollow construction without insulated strip. 4 unthreaded holes for mounting.

	Lg./In.	W./In.	H./In.
00-983-6083	2.953	1.125	.562
00-983-6101*	4.375	1.312	.703

* 6 linked non-feed-thru, Copper Alloy, Nickel Plated terminals.

Multi-row terminal pattern, barrier type. Plastic board with Copper Alloy terminals. 8 non-feed through terminals. Hollow construction without insulated strip. Two slot mounting. Special markings 1-8.

	Lg./In.	W./In.	H./In.
00-892-3149	2.500	1.312	.688

Multi-row terminal pattern, barrier type. Plastic Polyester and glass fiber board. 10 non-feed through, Copper Alloy terminals. Hollow construction without insulated strip. Two slot mounting.

	Lg./In.	W./In.	H./In.
00-502-8466	3.375	1.438	.812

Multi-row terminal pattern, barrier type. Plastic Polyester and glass fiber board. 12 non-feed through, Copper Alloy terminals. Hollow construction without insulated strip. Two slot mounting. Special markings 1 through 12.

	Lg./In.	W./In.	H./In.
00-893-7485	3.375	.938	.750

Multi-row terminal pattern, barrier type. Plastic phenolic board. 16 linked non-feed through, Copper Alloy terminals, Nickel Plated. Solid construction.

Four unthreaded holes, for mounting.

	Lg./In.	W./In.	H./In.
00-204-8734	7.750	1.128	.500

Multi-row terminal pattern, barrier type. Plastic phenolic and glass fiber board. 16 linked non-feed through, Nickel Plated terminals. Four unthreaded holes, for mounting.

	Lg./In.	W./In.	H./In.
00-983-6057	6.688	.875	.484

Multi-row terminal pattern, barrier type. Plastic board. 24, non-feed through terminals. Strip type body style with solid construction. Four unthreaded holes for mounting. Special Features: Terminals connected by bus wire.

	Lg./In.	W./In.	H./In.
01-090-6360	5.380	2.000	.125

TERMINAL BOX

4, threaded stud terminals. Round, surface mounting style. Bolt circle mounting pattern. Bracket with hole type mounting. Brass material.

	Dp./In.	OD./In.
00-231-0831	3.500	5.750

6, threaded stud terminals. Rectangular surface mounting style. 4 point rectangular threaded stud mounting pattern. Brass and Plastic material.

	Dp./In.	W./In.	H./In.
00-307-7618	1.750	2.875	4.375

10, Threaded stud terminals. Rectangular surface mounting style. 3 point triangular mounting pattern. Bracket with hole type mounting. Submersible.

	Lg./In.	W./In.	H./In.
00-503-4204	5.750	8.000	10.938

20, screw terminals. Rectangular flush mounting style. Three point triangular mounting pattern. Unthreaded hole type mounting. Brass material.

	Dp./In.	H./In.	W./In.
00-215-5962	5.250	10.875	8

27, Screw terminals. Rectangular surface mounting style. 3 point triangular mounting pattern. Bracket with hole type mounting. Furnished with 3 terminal boards. Submersible.

	Lg./In.	W./In.	H./In.
00-351-2225	7.625	11.375	13.375

TERMINAL LUG

Crimp Type. Insulated Copper. Open Slot mounting.



Recessed barrel single end

	AWG	Lg./In.	W./In.	Color
00-983-7091	22	.719	.250	Yellow
00-080-2191	18	.970	.290	Red
01-008-6728	18	.930	.240	Red
00-762-7186	16	.674	.218	Red
01-087-0285	14	.920	.311	Blue
00-411-2645	14	.765	.297	Blue
00-849-6590	14	.737	.301	Blue

CLASS 5940

Recessed barrel single end. One Hole or Ring mounting insulated.



	AWG	Lg/In.	W/In.	Color
00-191-2708	22	.844	.250	Green and Red
00-191-2722	20	.911	.253	Red
00-086-8318	16	1.250	.390	
00-257-1262	16	.910	.312	Blue
00-660-3633	14	1.293	.713	Blue
00-703-9241	14	1.109	.302	Blue
00-106-5940	14	.797	.344	Green
00-825-3695	10	1.531	.380	Yellow
00-825-5041	10	1.281	.302	Yellow
00-115-5007	1	2.150	.761	Blue

Recessed barrel single end. One Hole or Ring mounting. Uninsulated.

	Lg/In.	W/In.	Mnt
00-196-2287	2.625	1.000	1 hole
01-216-7082	2.440	.720	1 hole
01-216-7083	2.440	.720	Ring
01-292-5095*	1.120	.373	Ring

* Insulated sleeve

Uninsulated, Tinned Copper. Barrel single end. Straight Barrel Single End.



	AWG	Lg/In.	W/In.	Mnt
01-082-2050	22	.590	.310	Ring
01-054-6295	18	1.040	.302	1 hole
00-239-6278	18	.980	.242	1 hole
00-197-8694	18	.730	.250	1 hole
01-192-1437	18	.650	.237	1 hole
00-995-2786*	16	.653	.218	Ring
00-644-8648	16	.641	.281	1 hole
00-549-4904	16	.625	.312	Ring
00-197-3351	14	1.375	.625	1 hole
01-215-2102	14	1.043	.237	1 hole
00-230-0550	14	.967	.250	1 hole
00-683-4730	14	.938	.469	Ring
01-099-1636	14	.730	.310	Ring
01-367-4345*	14	.720	.250	Ring

	AWG	Lg/In.	W/In.	Mnt
00-990-0654	14	.720	.250	1 hole
00-303-1373	14	.700	.277	1 hole
00-549-5982	14	.467	.469	Ring
00-682-2445*	10	1.414	.715	Ring
00-050-6215*	10	1.090	.470	Ring
01-035-8776	8	1.312	.594	1 hole
01-280-0392	6	2.312	.500	2 hole
00-115-4991	6	1.437	.601	Ring
00-988-5076	4	1.400	.610	1 hole
00-115-2679	4	1.314	.656	Ring
01-281-0156	2	2.938	.625	2 hole
00-115-0775	2	1.732	.690	Ring
00-988-5077	2	1.625	.656	1 hole
00-230-0584	1	2.125	.750	Ring
01-040-7422	1	1.656	.672	1 hole
01-277-0540	0	3.062	.750	2 hole
00-982-1395	0	1.781	.750	1 hole
01-186-0063	000	3.938	.938	2 hole
00-062-3752	0000	2.312	1.031	1 hole
00-683-4628	0000	2.063	1.031	1 hole

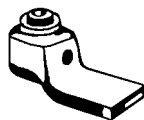
* Insulated sleeve.

Straight barrel single end. Insulated sleeve. Open Slot mounting.



	AWG	Lg/In.	W/In.	Color
01-078-2936	14	.970	.290	Blue
00-551-2446	10	1.090	.370	Yellow
00-118-2239	10	.910	.370	Yellow

Parallel bolt clamp single end. Ring mounting. .438 inch diameter mounting hole. Mechanical Compression Type.



	AWG	Lg/In.	W/In.
00-905-5948	1	2.188	1.000

TERMINAL, QUICK DISCONNECT

COUPLER SHAPE STYLE

Insulated Sleeve. Straight barrel type. Plug Coupler. Copper Alloy.



	AWG	Lg/In.	Dia/In.	Color
01-027-5856	20	1.438	.250	White
00-009-8793	20	1.400	.094	White

EXTERNAL SHAPE STYLE

Recessed barrel single end. Tab Style disconnect. Copper with Tin layer.



	AWG	Lg/In.	Dia/In.	Color
01-126-3973	18	1.130	.250	Red

INTERNAL SHAPE STYLE

Insulated. Tab Receptacle - Modified Style. Recessed barrel single end. Copper Alloy with Tin coating.



	AWG	Lg/In.	W/In.	Color
01-375-1225	16	.705	.110	White
01-082-3321	14	.880	.250	Blue
01-101-8542	10	.990	.250	Yellow

TERMINAL, STUD

Basic shape style in single ended turret type. Copper Alloy material with Stud mounting.

	H/In.	Lg/In.	Dia/In.	Color
00-114-1304	.750	.156	.093	Green

CLASS 5945 RELAYS AND SOLENOIDS

NOTE: As non-plastic alternatives to plastic items currently in use are identified, information will be provided through shopping advisory messages and the Afloat Shopping Guide. To help you shop more "wisely", items recommended for shipboard use will be annotated with "NP" by the National Item Identification Number.

RELAY, ELECTROMAGNETIC

115.0 AC main contact maximum voltage rating. One standard tube base terminal type. 1.438 maximum inches long by 1.438 inches wide by 2.875 inches high overall. One plug-in terminal single mounting facility.

00-837-6256

115.0 AC main contact maximum voltage rating. 8 pin terminal type. .800 maximum inches long by .400 inches wide by 1.063 inches high overall. One plug-in terminal single mounting facility.

00-909-8537

28.0 DC main contact maximum voltage rating. 8 wire lead terminal type. .280 maximum inches long overall. .370 inch diameter. 8 terminal single mounting facility.

01-102-2723

28.0 DC main contact maximum voltage rating. 5 screw terminal type. 2.780 minimum and 2.840

maximum inches long by 1.090 minimum and 1.150 maximum inches wide by 2.365 minimum and 2.385 maximum inches high overall. Two unthreaded hole single mounting facility.

01-106-6736

115.0 AC main contact maximum voltage rating. 14 pin terminal type. 1.050 maximum inches long by .810 maximum inches wide by 1.654 nominal inches high overall. One plug-in terminal single mounting facility.

01-123-2841

115.0 AC main contact maximum voltage rating. 8 pin terminal type. .810 maximum inches long by .410 inches wide by .617 inches high overall. One plug-in terminal single mounting facility.

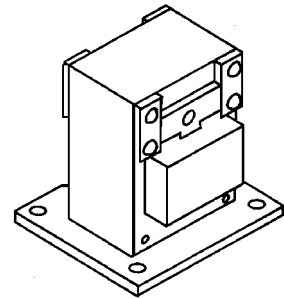
01-170-6307

115.0 AC main contact maximum voltage rating. 8 wire hook terminal type. 1.718 maximum inches long by .525 inches wide by 1.320 inches high overall. Two slotted hole single mounting facility.

01-183-6703

SOLENOID, ELECTRICAL

7 nominal inches long by 3 inches wide by 2.375 inches high. 440.0 AC volts. .112 amperes. Continuous duty. Delivers 1.50 pounds linear force.



01-007-5162

CLASS 5962

MICROCIRCUITS, ELECTRONIC

NOTE: As non-plastic alternatives to plastic items currently in use are identified, information will be provided through shopping advisory messages and the Afloat Shopping Guide. To help you shop more "wisely", items recommended for shipboard use will be annotated with "NP" by the National Item Identification Number.

MICROCIRCUIT, DIGITAL

Six inverter digital. 5.5 volts maximum power source. 12.00 nanoseconds maximum propagation delay time. 14 flat lead terminals. 0.240 minimum inches and .275 maximum inch long body length. .030 minimum and .070 maximum inch body height by .240 minimum and .260 maximum inches body width.

01-057-0659

Six buffer, inverting. 15.5 volts maximum power source. 16 printed circuit. .840 inches maximum body length. .140 minimum and .185 maximum inches high by 220 minimum and .310 maximum inches wide.

01-022-6717

MICROCIRCUIT, LINEAR

Four receiver line differential, 10 input. 7.0 Volts maximum power source. 25 nanoseconds maximum propagation delay time. Minus 55 to 125 degrees celsius operating temperature range. Body height .140 minimum and .220 maximum inches high by .310 maximum inches wide. Overall length, .840 maximum inches by .320 maximum inches wide by .400 maximum inches high.

01-107-5395

1 Amplifier, operational, general purpose design. 2 input. Minus 22 Volts minimum power source and 22 Volts maximum power source. Temperature range: Minus 55 to 125 degrees Celsius. Body outside diameter: .335 minimum and .370 maximum inches by .165 minimum and .185 maximum inches high.

00-420-1445

CLASS 5965

HEADSETS, HANDSETS, MICROPHONES AND SPEAKERS

NOTE: As non-plastic alternatives to plastic items currently in use are identified, information will be provided through shopping advisory messages and the Afloat Shopping Guide. To help you shop more "wisely", items recommended for shipboard use will be annotated with "NP" by the National Item Identification Number.

BRACKET, MICROPHONE

Steel. Holds microphone by rod and two screws. Includes two mounting screws.

01-274-4000

COVER, MICROPHONE

Foam material slips over microphone.

01-282-6085

CUSHION, EAR

Plastic, polyurethane foam material. Partially filled with liquid. Provides a seal between headset earcup and users head. Elliptical shape.

01-207-6523

Synthetic rubber foam material. Elliptical shape. Approximately .850 inches thick. 4.375 inch outside height and 3.688 inch outside width. 1.625 inch inside height and 1.625 inch inside width.

00-578-8516

EARPHONE

Dynamic element type. 2 external terminals. 2 inches overall diameter. 15 OHM impedance rating.

01-056-7225

EARPHONE ELEMENT

Circular style with 3 earphone element. Approximately 2 inches in diameter.

01-009-5758 magnetic

3 earphone element. Circular. 2.170 maximum overall diameter. Screw type terminal. This sound powered unit is used as both a receiver and transmitter in sound powered handsets. Dynamic element type.

00-521-9820

HANDSET

Dynamic, sound powered. Earphones have 1 kilohms impedance rating. 5 connector plug provided with cord and push to talk switch. Microphone is 150 OHM noise canceling. Designed for use with radios in severe noise environments such as radio terminal set AN/TRC-170V3.

01-247-4723

Magnetic, Sound powered. Earphone has 60 ohm impedance rating. 2 conductor cord provided with a lug switch. Plug not provided. 1.4 kilohms microphone impedance rating.

00-503-2829

Dynamic, battery powered. 15 OHM impedance rating. Shank diameter, 1.250.

01-096-7825

HEADSET, ELECTRICAL

Plastic shell. Dynamic type. 2 earphones. No. 8 body style headset. Corrosion resistant steel headband. Connection cord location as stated below.

01-065-5544 at wearers right
00-142-9052 reversible

Brass shell, magnetic type. Headset 5.25 inches high by 10 inches wide by 3.5 inches deep. 2000 OHM impedance rating. Single channel monitor. 1 earphone. Includes a single ear inter aural type earphone and cord assembly. Used with portable radio sets.

00-121-7569

HEADSET-MICROPHONE

DYNAMIC

Noise attenuating headset with boom mounted M-87 microphone and volume control knob. 5 OHMs impedance rating. Output level from 100 to 200 micro volts. 60 inch cord with U-174/U type plug connector. Push to talk switch as indicated.



01-121-2319 PTT included
01-390-9240 PTT not included

For use with telephone set assembly TA-840A/U, TA-970/U, and TA-980/U. 15 OHMs impedance frequency rating from 300 Hz to 3500 Hz. Adjustable headband with microphone boom on left side. Push to talk included.

01-311-7697

Crystal microphone. One 900 ohm earphone part number. 22107-2. Push to talk included.

01-301-2553

MAGNETIC

One earphone with 200 OHMs impedance. 50 OHM magnetic microphone.

CLASS 5965

Non-polarity sensitive. Cord with connector plug and push to talk switch model OMD-0-102-15.

00-726-6763

Dynamic microphone with 50 OHMs impedance. 600 OHM earphone impedance. Identification No. BB1589. Push to talk included.

01-024-1012

HOLDER, HANDSET

Metal material. 12C irregular style. 3.343 inches long and 2.500 inches high and 2.750 inches wide. Friction fastener.

00-078-7615

MICROPHONE, CAPACITOR

For use on an AN/PRC-90-1 survival radio set. 24 lapel body style. .390 inch diameter and .270 inches high. Aluminum housing.

01-252-3306

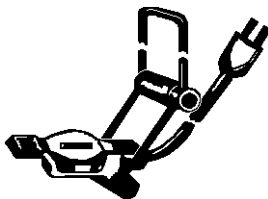
MICROPHONE, CARBON

Bi-directional pick up type. 50 ohms impedance. Polarity connection not observed. Bracket and clip mounting and push to talk switch. Hand held. 2.500 inches wide and 3.875 inches long and 1.650 inches high.

01-027-5414

MICROPHONE, DYNAMIC

HEADSET TYPE. -74 output sensitivity. 5 ohms impedance. Unidirectional. Swivel adapter mounting. U-173U connector. 1.000 inch wide and 10.000 inches long and 1.225 inches high. Retracted cable length as shown.



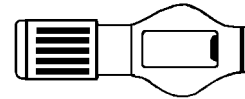
01-188-8529	1.000
01-188-8530	1.354
01-188-8528	1.916

HAND HELD TYPE. 35 output sensitivity. 30 ohms impedance. Unidirectional. Hanger assembly mounting. Push to talk type switch. 2.500 inches wide, 3.7 inches long and 2.500 inches high. Comes with 4 foot cord.

00-359-9769

MICROPHONE ELEMENT

Dynamic type. 160 ohms impedance. Polarity connection not observed. Round shape body.



01-057-3342	noise canceling
00-481-5884	not noise canceling

Dynamic type. 10 ohms impedance. Frequency response from 98 Hz to 116 Hz. 20 millivolt output. Round shape. 2.156 inch diameter and 1.219 inches high. Model 9AN/3SP.

01-201-7487

MICROPHONE, DYNAMIC

Minus 74 output sensitivity rating. 5 OHMS impedance rating. Unidirectional. Special Features: A noise cancelling type microphone with a boom and cord assembly. Is used on several headset microphones and helmets.

00-755-4643

MICROPHONE, MAGNETIC

Hand held type. 1.5 decibel output sensitivity. 1.0 millivolt output. Hangar mounting method. 2 feet extended cable length with 5 conductor plug. Push to talk switch. 2.000 inches wide, 5.870 inches long and 2.380 inches high. Terminals enclosed.

01-134-9808

150 OHMS impedance rating. Unidirectional. 10 feet of extended cable length. Number 19, hand held type. Noise cancelling. Used on submarines.

00-905-6895

CLASS 5970

ELECTRICAL INSULATORS AND INSULATING MATERIALS

NOTE: As non-plastic alternatives to plastic items currently in use are identified, information will be provided through shopping advisory messages and the Afloat Shopping Guide. To help you shop more "wisely", items recommended for shipboard use will be annotated with "NP" by the National Item Identification Number.

INSULATING VARNISH, ELECTRICAL

AIR DRYING TYPE

Fungus and moisture resistant. Aerosol can.

	Color
00-832-6950	Natural

ANY ACCEPTABLE DRYING TYPE

Oil and water resistant.

	Color
00-161-7422*	Red
* Acid resistant	

INSULATION SHEET, ELECTRICAL

A non-adhesive laminated sheet specifically designed to prevent any undesirable flow of current between a conductor(s) and/or other objects.

Fiber. ID color code Natural. 100 UPQ per carton.

	Color
00-016-3377	Natural

Plastic and rag paper. 35.250 inches wide by 150 feet long.

00-519-9548

Melamine plastic.

	Color
00-905-8745	Grey/White
00-912-1907	Grey/White

Laminated plastic, thermosetting.

	Color
00-905-8338	Grey/White
00-905-8342	Grey/White

00-905-8338
00-905-8342

INSULATION SLEEVING, ELECTRICAL

Corrosion, flame, mildew and water resistant.

	Color
00-052-4877	Yellow
00-781-6832	Black
00-470-4574	Black

	Color
00-063-1496	Black
00-470-4575	Black
01-044-4531	Black
01-023-2054	Black
01-083-1936	Black
00-994-1157	Clear
00-983-7843	Red
01-088-0413	Black
00-008-3295	Black

Flame, mildew, and oil resistant.

	Color
00-227-9278	White

Flame resistant.

	Color
00-714-3915	Clear

Heat resistant.

	Color
00-470-4535	Natural

Corrosion and mildew resistant.

	Color
01-048-6698	Black

Corrosion, mildew, and water resistant.

	Color
01-048-9378	Black

Corrosion, flame, mildew, solvent, and water resistant.

	Color
00-940-9197	Black
00-998-6118	Black
01-016-7160	Black
00-950-6347	Black


Abrasion, chemical, corrosion, and mildew resistant.

	Color
01-024-5136	Clear

INSULATION SLEEVING, ELECTRICAL, SPECIAL PURPOSE

HEAT SHRINKABLE TYPE Plastic, Polyolefin. Flexible, Black, with a 200 Volt per mil thickness dielectric voltage rating. Minus 55 to 175 degrees Celsius temperature rating. Corrosion, flame, mildew, and water resistant. Special features: large end has lip; small end has red

stripe and drain holes. Dimensions listed in inches.



	Exp ID	Rec ID	Body Lg	Wall Thk
01-087-4555	.590	.290	4.77	.060
01-084-3595	1.160	.410	7	.080

Flexible, Black, with special feature: Meltable inner wall. Boot-straight design. Expanded inside diameter, unrestricted recovered inside diameter, body length, and wall thickness listed in inches.



	Exp ID	Rec ID	Body Lg	Wall Thk
00-036-5129	.150	.310	1	.050
00-426-1636	.170	.500	1.750	.060
00-782-8958	—	.750	2.700	.080
00-782-8955	—	.250	1.870	.070
00-041-3576	—	.590	3.540	.120
00-394-3537	—	.180	1.400	.060

Semirigid, Black, with a 200 Volt per mil thickness dielectric voltage rating. Minus 55 degrees Celsius temperature rating. Boot-90 degrees design. Corrosion, flame, mildew, solvent, and water resistant. Expanded inside diameter, recovered inside diameter, body length, and wall thickness listed in inches.



00-442-6310

INSULATOR, WASHER

Round, flat type. Outside diameter, inside diameter, and thickness listed in inches.



Plastic

CLASS 5970

	OD/In.	ID/In.
00-137-2464	1	.808
01-004-1981	.255	.134

Plastic, Melamine

	OD/In.	ID/In.
00-186-6477	.750	.438

Plastic, Polyamide film.

	OD/In.	ID/In.
01-281-6014	.812	.265

Rubber, Silicone

	OD/In.	ID/In.
01-158-6512	.625	.200
01-158-6513	.800	.260

SLEEVING, TEXTILE, ELECTRICAL

Non shrinkable, Plastic Polyester. Inside diameter .250 inches, wall thickness .025 inches. Temperature rating to 125 degrees

Celsius. Flame, mildew, oil, and solvent resistant.

01-168-4246

SLEEVING SET

Plastic Polyvinylidene Fluoride. Heat shrinkable, rigid. 4.000 inches long. 7 pieces. 1 inch inside diameter; 5000 PSI tensile strength.

01-024-5140

TAPE, INSULATION, ELECTRICAL

Glass, overall. Temperature not rated.

White

	W/In.	Thk/In.	Lg/Yd
00-543-1154	.500	.007	60

Glass, pressure sensitive. Opaque.

Natural color.

	W/In.	Thk/In.	Lg/Yd
00-814-9606	3	.010	1296

Cotton, overall. Pressure sensitive. Temperature not rated.

	W/In.	Thk/In.	Lg/Yd
00-185-8531	1	.015	1020

Plastic Vinylidene Chloride. 20 pound PSI. 80 degrees Celsius temperature rating.

Orange

	W/In.	Thk/In.	Lg/Yd
01-112-1833	.750	.007	1272

Rubber overall, 130 degrees Celsius.

Black

	W/In.	Thk/In.	Lg/Yd
01-182-7761	.750	.030	360
00-177-1627	1.5	.060	432
01-370-8620	1	.030	15 ft
01-290-1623	1	.030	30 ft

CLASS 5975 ELECTRICAL HARDWARE AND SUPPLIES

NOTE: As non-plastic alternatives to plastic items currently in use are identified, information will be provided through shopping advisory messages and the Afloat Shopping Guide. To help you shop more "wisely", items recommended for shipboard use will be annotated with "NP" by the National Item Identification Number.

ADAPTER, ELECTRICAL CONDUIT

Thread to thread reducer. Iron or Steel material. Cadmium or Zinc surface. Raintight.

00-284-6655

BOOT, DUST AND MOISTURE SEAL

Flexible natural, Silicone, and/or Neoprene rubber seals designed primarily to prevent the entrance of dust and moisture and to seal openings around shafts and actuators of electrical components and the like.

Closed end, rubber Silicone body.

Unthreaded hole mounting

01-256-1524

Threaded nut mounting

00-644-0110

Thru-hole, rubber Silicone body, dust tight and watertight.

00-892-9026

Expandable thru-hole, plastic Polyethylene, mechanical sealing.

00-161-0026

BOX CONNECTOR, ELECTRICAL

Junction box and/or conduit outlet connectors made of Iron or Steel, Zinc or Cadmium plated.

Screw clamp for single conduit or cable attachment. Flexible steel conduit and round armored cable. External threads 2nd end with locknut.



00-152-1072
 00-152-1147

Size/In.
 .500
 .750

Straight, Iron or Steel material, Cadmium or Zinc.

Size/In.

00-983-9229 .500
 00-578-3666 .500
 00-801-7411 .750
 00-556-0412 .750
 01-186-3477 .750
 00-578-9364 1.000

Straight, Steel or plastic

Size/In.

01-055-4603 .500
 01-016-6041 .750
 01-015-1284 1.750

90 degree angle, Aluminum. Watertight.

Size/In.

01-049-2199 .500
 00-892-9256 .500
 01-049-2200 .750

45 degree angle, Iron. Watertight.

Size/In.

00-952-0021 .500

CONDUIT, OUTLET

A cast metallic enclosure with threaded hubs for rigid thick wall (pipe) conduits and an access opening to permit the fishing of electrical wire through the conduit at specified locations. Conduit outlets are classified by trade designation to identify design for straight runs, inside or outside corners, or for terminating a conduit.

Plain convoluted conduit. Steel body, plastic Polyvinyl Chloride outer covering, Zinc surface.

Size/In.

00-421-1317 .500
 00-983-5239 .500
 00-087-0758 .750
 00-119-1486 .750

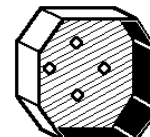
Rectangular 3 entrances

01-064-6415

JUNCTION BOX

Knock-out type boxes. Steel, Cadmium, or Zinc coated. For use with rigid metallic conduit, electrical metallic tubing, flexible metallic conduit, armored cable, etc. Distance Across Flats (DAF), depth, and number of knockout

holes listed in inches. Knockout holes .500 inch diameter.



OCTAGON JUNCTION BOX

DAF Depth Holes

00-153-6396 4 1.500 9

Large rectangular three point, shallow box. 13.375 inches long by 11.375 inches wide by 7.500 inches high.

00-296-4756

MOUNTING BASE, ELECTRICAL EQUIPMENT

Unthreaded hole mounting. Used on shipboard lighting fixtures.

Steel, Cadmium, or Zinc coated

Dp/In. W/In.

00-564-6680 8.437 5.750

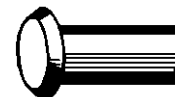
PLATE, WALL, ELECTRICAL

Steel with zinc surface. Natural color.

00-188-1164

PLUG, STUFFING TUBE

A solid cylindrical plug with either a flat or countersunk head used to seal stuffing tubes from which the cable has been removed.



Body/Lg OD Tube Size

00-316-2490 .343 .767 .687
 00-296-3862 .343 .627 1.000

ROD, GROUND

Sectional, Steel with Copper surface .108 inch long, .625 inch diameter. Thread class 1A. Separable clamp. Stranded wire construction. 72

CLASS 5975

inches long ground wire. Terminal lug with hole.
Conical point.

00-878-3791

STRAP, TIEDOWN ELECTRICAL COMPONENT

A preformed nonmetallic strap of flexible or semi-flexible material designed to surround or partially surround wiring harness and other electrical components. Strap may be provided with a means for securing to other objects.

Polyamide Nylon MS-7. 50 pound PSI. Black.
Plain end with attachment.

01-034-5871

STUFFING TUBE

Copper Alloy. Weld mounted by flange and 3.250
inch overall length.

00-178-1584

Plastic polyamide. Slot mounting. Includes gland
nut and gland ring.

Size .563 inch.

00-296-4093

Plastic phenoxy. Lock nut mounting. Includes
cap, locknut and packing.

Size .687 inch.

00-782-6141

CLASS 5977

ELECTRICAL CONTACT BRUSHES AND ELECTRODES

NOTE: As non-plastic alternatives to plastic items currently in use are identified, information will be provided through shopping advisory messages and the Afloat Shopping Guide. To help you shop more “wisely”, items recommended for shipboard use will be annotated with “NP” by the National Item Identification Number.

BRUSH, ELECTRICAL CONTACT

Concave contact face style. Rectangular slip ring body style. 3 inch radius. One uninsulated shunt provision. .500 nominal inches wide by .750 nominal inches thick by 1 nominal inch thick.

00-501-1096

Flat contact face style. Rectangular commutator body style. One insulated shunt provision. 1.246 minimum and 1.250 maximum inches wide by .621 minimum and .625 maximum inches thick by 1.750 nominal inches long.

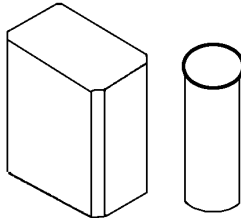
00-848-5196

Flat contact face style. Regular hexagon body style. One uninsulated shunt provision. .486 nominal inches wide by .367 minimum and .372 maximum inches thick by 1.400 minimum and 1.420 maximum inches long.

00-851-8011

Flat contact face style. Rectangular commutator body style. .750 nominal inches wide by .375 nominal inches thick by 1.188 nominal inches long.

00-938-1402



Rectangular, slip ring body style, one piece. .500 nominal inches wide by .750 nominal inches thick by 1.500 nominal inches long. Concave face style.

00-019-0679

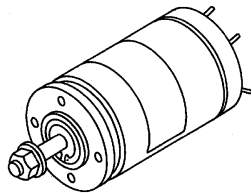
CLASS 5990 SYNCHROS AND RESOLVERS

NOTE: As non-plastic alternatives to plastic items currently in use are identified, information will be provided through shopping advisory messages and the Afloat Shopping Guide. To help you shop more "wisely", items recommended for shipboard use will be annotated with "NP" by the National Item Identification Number.

RESOLVER, ELECTRICAL

SIZE 8 BODY

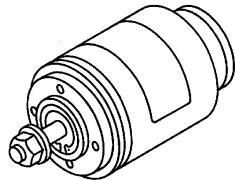
Corrosion resisting Steel. Rotor input voltage rating 26 volts, current rating 43.7 milliamperes maximum, power rating 390 milliwatts, 400 frequency in hertz. Maximum null voltage output 30 millivolts per volt. Electrical error angular range in minutes minus 5 to 5. Overall length 1.616 inch. Pilot .499 diameter.



00-421-3094

SIZE 11 BODY

Corrosion resisting Steel. Stator input voltage rating 20 volts, 400 frequency in hertz. 380 ZRO resistance in OHM's. .980 rotor transformation ratio. Network compensated maximum null voltage output 10 millivolts per volt. Error range minus 0.1 to .1, overall length 2.638. Pilot .625 diameter.



00-230-8813

SYNCHRO, CONTROL TRANSFORMER

SIZE 8 BODY

11.8 nominal stator input voltage rating in volts. Corrosion resisting Steel. 400 frequency in hertz. 5 wire lead. Standard round body style.

40 milliamperes maximum stator input current rating. 100 milliwatts maximum stator input electrical power rating.

00-880-8225

23 milliamperes maximum stator input current rating. 400 milliwatts maximum stator input electrical power rating. Maximum temperature

rise 10 degrees Celsius.

00-881-1031

.024 amperes nominal stator input current rating. .055 watts nominal stator input electrical power rating. Maximum temperature rise 125 degrees Celsius.

01-385-6634

SIZE 10 BODY

11.8 nominal stator input voltage rating in volts.

21 milliamperes stator input current rating. Electrical error angular range in minutes minus 10 to 10. 400 frequency in hertz. Round single shaft. 5 wire lead. Corrosion resisting Steel.

00-914-1586

26 nominal stator input voltage rating in volts. 70 milliamperes stator input current rating. Electrical error angular range in minutes minus 1 to 1. 400 frequency in hertz. Slotted single shaft round. 5 wire lead. Aluminum.

00-557-3668

SYNCHRO, RECEIVER

SIZE 8 BODY

115 nominal stator input voltage rating in volts. 29 milliamperes rotor input current rating. Electrical receiver error angular range in minutes minus 15 to 15. 400 frequency in hertz. Rear terminal. 5 wire lead. Stainless Steel.

00-686-4499

115 nominal stator input voltage rating in volts. 35 milliamperes rotor input current rating. 400 frequency in hertz. Rear terminal. 5 wire lead. Corrosion resisting Steel.

00-912-7672

SIZE 10 BODY

26 nominal stator input voltage rating in volts. 265 milliamperes rotor input current rating. 400 frequency in hertz. Rear terminal. 5 wire lead. Corrosion resisting Steel. Round single shaft.

00-781-6762
 00-781-6760*
 * HOLLOWED

Hole Qty

3
 4

115 nominal stator input voltage rating in volts. 62 milliamperes rotor input current rating. 400 frequency in hertz. Rear terminal. 5 wire lead.

Corrosion resisting Steel. Round single shaft.

00-942-5506

SIZE 8 BODY

26 nominal stator input voltage rating in volts. 135 milliamperes rotor input current rating. 400 frequency in hertz. Rear terminal. Slotted round single shaft.

00-060-0012

26 nominal stator input voltage rating in volts. 170 milliamperes rotor input current rating. Electrical error angular range in minutes minus 6 to 6. 400 frequency in hertz. Rear terminal. Slotted round single shaft. 5 wire lead. Corrosion resisting Steel.

00-519-6278

26 nominal stator input voltage rating in volts. 250 milliamperes rotor input current rating. Electrical error angular range in minutes minus 10 to 10. 400 frequency in hertz. Rear terminal. Slotted round single shaft. 5 wire lead. Stainless Steel.

00-578-6254

SIZE 15 BODY

26 nominal stator input voltage rating in volts. 250 milliamperes rotor input current rating. Electrical error angular range in minutes minus 1 to 1. 400 frequency in hertz. Rear terminal. Slotted round single shaft. 5 wire lead. Aluminum.

00-504-6032

TRANSOLVER, ELECTRICAL

90 nominal stator input voltage rating in volts. 21 amperes stator input current rating. 400 frequency in hertz. 800 ZRO resistance in OHM's. Rear terminal. Six screw terminal. Slotted round single shaft. Maximum temperature rise 80 degrees Celsius. .197 watts nominal stator input electrical power rating. .735 rotor to stator transformation ratio.

00-136-9609

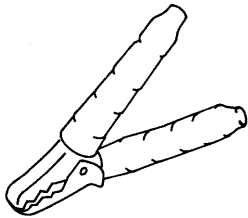
CLASS 5999

MISCELLANEOUS ELECTRICAL AND ELECTRONIC COMPONENTS

NOTE: As non-plastic alternatives to plastic items currently in use are identified, information will be provided through shopping advisory messages and the Afloat Shopping Guide. To help you shop more "wisely", items recommended for shipboard use will be annotated with "NP" by the National Item Identification Number.

CLIP ELECTRICAL

Battery clip, 4.130 nominal inches long by 2.880 nominal inches high. Terminal mounting Steel composition 302 or aluminum alloy material. Passivate surface treatment.



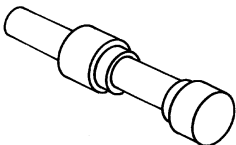
00-134-5844

Ferrule clip with stop. .437 nominal inches long by .710 nominal inches high by .500 nominal inches wide. Steel with silver surface treatment

00-752-6723

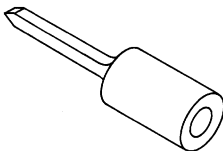
CONTACT, ELECTRICAL

Flat blade contact 1.060 nominal inches long by .240 nominal inches wide.



00-007-4080

Socket contact .854 nominal inches long by .100 minimum and .103 maximum inches overall diameter. Copper alloy contact and body.



00-078-6804

Socket contact .854 nominal inches long by .100 minimum and .103 maximum inches overall diameter. Copper alloy contact and body. Pin accommodation length: .290 minimum and .310 maximum inches. Pin accommodation diameter: .042 minimum inches and .044 maximum inches.

RESOLVER, ELECTRICAL

SIZE 8 BODY

Corrosion resisting Steel. Rotor input voltage rating 26 volts, current rating 43.7 milliamperes maximum, power rating 390 milliwatts, 400 frequency in hertz. Maximum null voltage output 30 millivolts per volt. Electrical error angular range in minutes minus 5 to 5. Overall length 1.616 inch. Pilot .499 diameter.

00-421-3094

SIZE 11 BODY

Corrosion resisting Steel. Stator input voltage rating 20 volts, 400 frequency in hertz. 380 ZRO resistance in OHM's. .980 rotor transformation ratio. Network compensated maximum null voltage output 10 millivolts per volt. Error range minus 0.1 to .1, overall length 2.638. Pilot .625 diameter.

00-230-8813

SHIELDING GASKET, ELECTRONIC

Circular style. .058 nominal inch edge radius. 1.540 nominal inch outside diameter. 1.310 nominal inch aperture diameter. Minus 45 degrees Celsius and 125 degrees Celsius temperature rating.

00-246-5870

STRIP, ELECTRICAL GROUNDING

Corrosion resisting steel. Round shape. .2500 nominal inches overall diameter by 12.00 nominal inches overall length. Two captured bolts mounting configuration.

01-343-8667

SYNCHRO, CONTROL TRANSFORMER

SIZE 8 BODY

11.8 nominal stator input voltage rating in volts. Corrosion resisting Steel. 400 frequency in hertz. 5 wire lead. Standard round body style.

40 milliamperes maximum stator input current rating. 100 milliwatts maximum stator input electrical power rating.

00-880-8225

23 milliamperes maximum stator input current rating. 400 milliwatts maximum stator input electrical power rating. Maximum temperature rise 10 degrees Celsius.

00-881-1031

.024 amperes nominal stator input current rating. .055 watts nominal stator input electrical power rating. Maximum temperature rise 125 degrees Celsius.

01-385-6634

SIZE 10 BODY

11.8 nominal stator input voltage rating in volts.

21 milliamperes stator input current rating. Electrical error angular range in minutes minus 10 to 10. 400 frequency in hertz. Round single shaft. 5 wire lead. Corrosion resisting Steel.

00-914-1586

26 nominal stator input voltage rating in volts. 70 milliamperes stator input current rating. Electrical error angular range in minutes minus 1 to 1. 400 frequency in hertz. Slotted single shaft round. 5 wire lead. Aluminum.

00-557-3668

SYNCHRO, RECEIVER

SIZE 8 BODY

115 nominal stator input voltage rating in volts. 29 milliamperes rotor input current rating. Electrical receiver error angular range in minutes minus 15 to 15. 400 frequency in hertz. Rear terminal. 5 wire lead. Stainless Steel.

00-686-4499

115 nominal stator input voltage rating in volts. 35 milliamperes rotor input current rating. 400 frequency in hertz. Rear terminal. 5 wire lead. Corrosion resisting Steel.

00-912-7672

SIZE 10 BODY

26 nominal stator input voltage rating in volts. 265 milliamperes rotor input current rating. 400 frequency in hertz. Rear terminal. 5 wire lead. Corrosion resisting Steel. Round single shaft.

CLASS 5999

	Hole Qty
00-781-6762	3
00-781-6760*	4
* Hollowed	

115 nominal stator input voltage rating in volts. 62 milliamperes rotor input current rating. 400 frequency in hertz. Rear terminal. 5 wire lead.

Corrosion resisting Steel. Round single shaft.

00-942-5506

SIZE 8 BODY

26 nominal stator input voltage rating in volts. 135 milliamperes rotor input current rating. 400 frequency in hertz. Rear terminal. Slotted round single shaft.

00-060-0012

26 nominal stator input voltage rating in volts. 170 milliamperes rotor input current rating. Electrical error angular range in minutes minus 6 to 6. 400 frequency in hertz. Rear terminal. Slotted round single shaft. 5 wire lead. Corrosion resisting Steel.

00-519-6278

26 nominal stator input voltage rating in volts. 250 milliamperes rotor input current rating. Electrical error angular range in minutes minus 10 to 10. 400 frequency in hertz. Rear terminal. Slotted round single shaft. 5 wire lead. Stainless Steel.

00-578-6254

SIZE 15 BODY

26 nominal stator input voltage rating in volts. 250 milliamperes rotor input current rating. Electrical error angular range in minutes minus 1 to 1. 400 frequency in hertz. Rear terminal. Slotted round single shaft. 5 wire lead. Aluminum.

00-504-6032

TRANSOLVER, ELECTRICAL

90 nominal stator input voltage rating in volts. 21 amperes stator input current rating. 400 frequency in hertz. 800 ZRO resistance in OHM's. Rear terminal. Six screw terminal. Slotted round single shaft. Maximum temperature rise 80 degrees Celsius. .197 watts nominal stator input electrical power rating. .735 rotor to stator transformation ratio.

00-136-9609

GROUP 61 ELECTRICAL WIRE, AND POWER AND DISTRIBUTION EQUIPMENT

CLASS 6135 BATTERIES, NONRECHARGEABLE

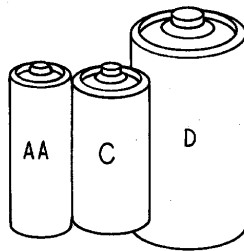
NOTE: As non-plastic alternatives to plastic items currently in use are identified, information will be provided through shopping advisory messages and the Afloat Shopping Guide. To help you shop more "wisely", items recommended for shipboard use will be annotated with "NP" by the National Item Identification Number.

BATTERY, NONRECHARGEABLE

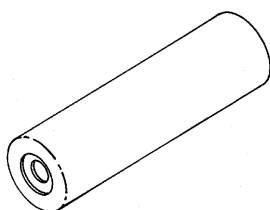
A device for producing electromotive force by electro-chemical reaction. Electrolyte generally is not in fluid form. Terminal type and quantity are listed. Diameter and length are shown in inches.

CYLINDRICAL

	Volts	Dia	Lg	Term Type	Term Qty
00-266-9762	1.3	1.200	.595	Flat Surface	1
00-826-4798	1.5	.413	1.752	Flat Surface	2
01-110-9470	1.5	.455	—	Flat Surface	2
00-643-1309	1.5	.560	1.969	Button Flat	2
00-985-7846	1.5	1.000	1.951	Flat Surface	2
00-835-7210	1.5	1.320	2.390	Flat Surface	2
00-835-7211	1.5	1.344	2.406	Button Flat	2
00-643-1311	1.5	2.500	6.000	—	2
00-050-0915	1.5	2.668	—	Stud Nut	2
01-210-8715	3.0	.787	—	Flat Surface	2
01-090-5365	3.0	1.030	—	Flat Surface	1
01-340-7883	3.2	.561	.954	—	2
01-071-4923	6.0	1.335	5.140	Button	1
00-926-0827	6.5	1.500	1.295	Flat Surface	1
00-452-2266	7.5	2.656	3.593	Contact	2
01-009-4929	9.8	.938	2.031	Flat Surface	2
00-838-0706	14.0	1.060	3.000	Flat Surface	2



	Volts	Dia	Lg	Term Type	Term Qty
00-985-7845	1.5	.560	1.969	Flat Surface	2



	Volts	Dia	Lg	Term Type	Term Qty
01-167-7604	24.0	.050	1.910	—	2

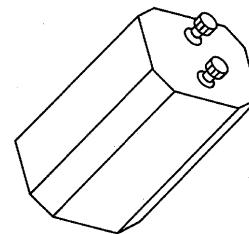
OBLONG

	Volts	W	Dia	Lg	Term Type	Term Qty
00-763-5793	8.4	.656	1.031	1.750	Snap-on	2

RECTANGULAR

	Volts	W	Dia	Lg	Term Type	Term Qty
00-100-0413	6.0	2.562	2.562	4.188	Stud Nut	2
00-100-0420	6.0	2.719	3.875	5.500	Socket	1
00-100-8890	9.0	1.812	1.812	2.438	Snap-on	2
01-034-2239	14.0	3.563	4.688	2.063	Socket	1
00-120-1028	22.5	2.031	3.438	2.594	Wire Lead	2
01-036-3495	24.0	2.450	4.400	5.000	Socket	1

RECTANGULAR, CORNER OPTIONAL



	Volts	W	Dia	Lg	Term Type	Term Qty
00-120-1016	1.5	2.625	2.625	4.500	Stud Nut	2

RECTANGULAR, CORNER OPTIONAL

	Volts	W	Dia	Lg	Term Type	Term Qty
00-160-7159	22.5	.594	1.000	1.750	Flat Surf	2

RECTANGULAR, ROUNDED CORNERS

	Volts	W	Lg	H	Term Type	Term Qty
00-643-1310	6.0	2.687	2.687	4.410	Coil Spring	2
00-971-8485	9.0	.656	1.031	1.906	Snap-on	2
00-900-2139	9.0	1.060	1.884	.649	Snap-on	2

CLASS 6140 BATTERIES, RECHARGEABLE

NOTE: As non-plastic alternatives to plastic items currently in use are identified, information will be provided through shopping advisory messages and the Afloat Shopping Guide. To help you shop more "wisely", items recommended for shipboard use will be annotated with "NP" by the National Item Identification Number.

BATTERY, STORAGE

Batteries are listed in order by Plate material and Battery Electrolyte.

All dimensions are in inches.

CALCIUM LEAD, SILICA GEL

	VOLTS	AMPS HRS	HR CAP	TERM. TYPE	TERM. LOC	DIMENSIONS			CONDITION STORAGE/SHIPMENT
						W	Lg	H	
00-432-0490	6	7	20	Solder lug	—	2.000	4.570	3.810	Wet charged
01-108-2159	12	6	20	Clip	—	3.150	5.960	4.000	Wet charged

With leads

LEAD, ACID

	VOLTS	AMPS HRS	HR CAP	TERM. TYPE	TERM. LOC	DIMENSIONS			CONDITION STORAGE/SHIPMENT
						W	Lg	H	
00-255-5722	6	50	10	Lug	—	7.125	9.375	10.250	Dry charged
00-195-5339	6	130	10	Bolt	Top	7.125	16.313	10.188	Dry charged
00-057-2553	12	45	20	Taper post	—	5.281	10.150	9.062	Dry charged
00-984-0159	12	61	20	Taper post	Top	6.812	10.250	8.875	Dry charged
01-102-1642	12	90	20	Taper post	Top	6.812	13.500	8.875	Wet charged
00-984-0143	12	90	20	Taper post	—	6.812	13.500	9.250	Dry charged
00-190-9828	12	220	20	Taper post	—	11.125	21.250	10.875	Dry uncharged
01-131-8104	24	7.50	1	Plug	Side	6.450	11.574	5.708	Dry charged

LEAD, LEAD ACID

	VOLTS	AMPS HRS	HR CAP	TERM. TYPE	TERM. LOC	DIMENSIONS			CONDITION STORAGE/SHIPMENT
						W	LG	H	
01-051-4900	12	—	—	Post	—	9.880	10.500	8.940	Wet charged
01-032-1326	12	80	20	Thr Post	Top	6.800	13.000	9.400	Wet charged

NICKEL CADMIUM, ALKALINE

	VOLTS	AMPS HRS	HR CAP	TERM. TYPE	TERM. LOC	DIMENSIONS			CONDITION STORAGE/SHIPMENT
						W	LG	H	
01-123-7564	—	—	—	—	—	—	—	—	—
00-738-2550	12	0.5	1	Lug	Top	1.414	—	4.850	Wet charged
00-007-5737	12.5	0.55	—	Female con	Side	—	—	—	Wet charged
01-063-3918	24	1.6	5	—	Top	2.450	4.400	5.000	—

NICKEL CADMIUM OXIDE, ACID

	VOLTS	AMPS HRS	HR CAP	TERM. TYPE	TERM. LOC	DIMENSIONS			CONDITION STORAGE/SHIPMENT
						W	LG	H	
00-712-3051	24	10	5	Threaded stud	—	5.781	13.156	4.781	Wet uncharged

NICKEL CADMIUM-POTASSIUM HYDROXIDE

	VOLTS	AMPS HRS	HR CAP	TERM. TYPE	TERM. LOC	DIMENSIONS			CONDITION STORAGE/SHIPMENT
						DIA	LG	H	
00-449-6001	1.2	0.50	1	Flat contact	Bottom/Top	0.563	1.969	—	Wet charged
00-794-9959	6	.25	5	Lug	Bottom/Top	1.000	1.680	—	Wet charged
00-068-7356*	12	—	—	Stud W/nut	Top	—	7.090	2.780	Wet charged
00-401-4956	12	1.2	5	Nut/bolt	Top	2.060	5.050	2.060	Dry charged

* Any acceptable plate material.

CLASS 6140

SILVER ZINC, ALKALINE

	VOLTS	AMPS HRS	HR CAP	TERM. TYPE	TERM. LOC	DIMENSIONS			CONDITION STORAGE/SHIPMENT
						W	LG	H	
00-889-1027	24	25	1	Unthr socket	—	4.141	11.563	7.688	A/A charged

BATTERY BOX

Aluminum. Cover and heating equipment not included.

01-103-2139

13.0 inch length by 5.720 inch height by 5.500 inch width (With handle).

BATTERY FILLER, GRAVITY

Rubber or Plastic jug with pitcher type handle and pouring spout. 1 quart capacity.

00-752-2184

BATTERY FILLER, SYRINGE

Rubber bulb and tube, 6 fluid ounces. For general shipboard use. 10-1/2 inch length by 3 inch overall diameter. Bent. Flexible .375 inch diameter tube.



00-808-7325

COVER, BATTERY BOX

Plastic, Polyethylene material. Press fit mounting. Special marking: "GATE".

00-892-9201

3.160 inch length by 1.600 inch width by .500 inch height.

FILLER CAP, BATTERY

Aluminum Alloy. Overall 3.180 inch diameter by 1.620 inch height. Mounted by hard Rubber screw 2.625 inch length with one washer and two gaskets.

00-731-9144

Rubber, Synthetic. Overall 2.500 inch diameter by 1.750 inch height. Press fit mounting.

00-506-2427

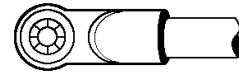
JAR, BATTERY

Plastic, Polyethylene Terephthalate. Overall Height 5.200 inches. Overall diameter 3.060 inches. With screw cover.

00-717-1428

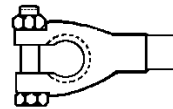
LEAD, STORAGE BATTERY

A round Copper stranded conductor. Both ends terminated. Second end lug conductor designed for connection to a storage battery. Center to Center distance between terminal holes, shown below.



01-231-1972

44 .500 in.



01-043-0155

60 in.

01-043-0154

63 in.

VENT TUBE, BATTERY

Plastic, Polytetrafluoroethylene, flexible. Overall 9.000 inch length by .938 inch diameter.

01-298-9297

Plastic, flexible. Overall 18.750 inch length by 0.188 inch diameter.

00-931-4656

CLASS 6145

WIRE AND CABLE, ELECTRICAL

NOTE: As non-plastic alternatives to plastic items currently in use are identified, information will be provided through shopping advisory messages and the Afloat Shopping Guide. To help you shop more "wisely", items recommended for shipboard use will be annotated with "NP" by the National Item Identification Number.

BRAID, WIRE

Copper Alloy 101 and 102. Tin core single conductor. Gauge Size (AWG) and width of conductor as shown below.

FLAT BRAID. Used in ground connections.

	W/In.	AWG
00-669-5551	.562	10
01-293-1092	.500	6
00-066-8640	1.375	5

ROUND / TUBULAR BRAID. Used as shielding over electrical conductors to reduce RF frequency static emissions. Also used as connections to motor brushes, controller contacts, and ground bonds.

	W/In.	AWG
00-220-9660	.500	9

CABLE, POWER, ELECTRICAL

Copper core with plastic polyester tape cable and plastic cross-linked jacket. 7 strands per conductor. Number 6 round cross section. 600 volts maximum RMS. Conductor size (AWG), arrangement (Arr), and Color as shown.

2 Conductor

	AWG	Arr	Color
01-224-8317	14	2 single	blk/wht
01-224-9185	16	2 single	blk/wht

3 Conductor

	AWG	Arr	Color
01-225-2151	14	3 single	blk
01-225-2665	16	3 single	blk/wht/red

6 Conductor

	AWG	Arr	Color
01-224-8309	18	3 twin pair	blk

14 Conductor

	AWG	Arr	Color
01-224-8312	18	7 twin pair	blk

Stranded Copper Core, Cotton first position braid, non-metallic cable. 65 strands per conductor, number 6 round cross section. 300 volts maximum RMS.

	AWG	Arr
00-191-3611	16	3

Stranded Copper core all conductors. Number 6 round cross section. Conductor quantity (Qty), Gauge size (AWG) and Type as shown.

POWER and LIGHTING. 1000 volts maximum RMS.

	Qty	AWG	Type
01-210-2343	2	1	LSDSGA-75
01-204-4855	2	3	LSDSGA-50
01-202-9504	2	7	LSDSGA-23
01-202-9503	2	9	LSDSGA-14
01-202-0684	3	0	LSTSGA-100
01-202-0685	3	000	LSTSGA-150
01-202-0686	3	0000	LSTSGA-200
01-202-8466	4	000	LSFSGA-150

SHIPBOARD CONTROL CABLE. Low smoke, 1000 Volts RMS. Stranded copper conductors. Each conductor insulated with silicone rubber and nonmetallic glass braid. Jacketed with cross-linked plastic polyolefin. No voltage rating. For shipboard use.

	Qty	AWG	Type
01-201-9509	7	18	LSMSCS-7

ELECTRONICS COMMUNICATION and INSTRUMENTATION. Watertight.

	Qty	AWG	Type
01-202-9507	2	18	LS2SWUA-1
01-205-3638	2	16	LS2SJA-16
01-202-3494	2	14	LSDNWA-4
01-202-3495	2	10	LSDNWA-9
01-202-3493	2	16	LSDNWA-3
01-202-7753	3	9	LS3SJ-9
01-205-3642	3	16	LS3SJA-16
01-202-3518	3	14	LSTNWA-4
01-202-9509	9	18	LS3SA-3
01-204-6997	10	18	LSMNW-10
01-202-9011	21	18	LS3SWU-7
01-203-6568	21	18	LS3SWUS-7
01-204-0544	38	18	LS2SWU-19

POWER and CONTROL

Medium duty. General purpose flexible multi-conductor stranded copper cable. Synthetic rubber insulation and jacket. Suitable for small portable tools, sound equipment, radio receivers and motor leads when not subjected to severe impact or vehicular traffic. Rated 600 volts RMS. Temperature rating minus 55 to 75 degrees Celsius. Conductor quantity (Qty), Gauge Size (AWG) and Diameter as shown.

	Qty	AWG	Dia
00-162-0234	3	16	.385
00-548-1268	3	14	.565
00-954-3232	3	10	.690
00-807-5956	4	0	1.890

SHIPBOARD CONTROL CABLE

Watertight, nonflexing service. Stranded copper conductors. Each conductor insulated with silicone rubber and braided glass fiber. Multi-conductors jacketed with standard thermoplastic (STD PVC) and aluminum painted aluminum alloy armor. Cable marked with wire type size and jacket material. Rated to 1000 volts RMS. Conductor Quantity (Qty), Gauge Size (AWG) and Type as shown.

CLASS 6145

	Qty	AWG
01-337-4983	2	16
00-110-2272	3	11

Copper core with plastic insulation. Copper and silver braided shield. White and black in color. Number 6 round cross section. Temperature rated to 200 degrees Celsius.

	Qty	AWG
01-046-1267	2	16
00-212-0388	3	16
01-171-5968	3	16

CABLE, RADIO FREQUENCY

GENERAL PURPOSE COAXIAL CABLES

Stranded copper conductor with plastic insulation. Conductor Quantity (Qty), Wire gage (AWG), Maximum Voltage, Resistance (Ohms) and Type Arrangement (Arr) as shown below.

	Qty	AWG	Volts	Ohms	Arr
01-181-2549	1	20	1400	50	1 coaxial
00-660-8054	1	120	37-00	50	1 coaxial
00-493-4084*	1	unk	1700	75	1 coaxial
01-383-2464	1	unk	1700	75	1 coaxial
01-383-8875	2	36	750	78	1 twisted twin
01-285-1120	1	12	3700	50	1 triaxial

* Solid conductor, not stranded.

NON SPEC ITEMS

Steel Cores

	AWG	Volts	Ohms	Arr
00-823-2544	—	1400	50	1 coaxial
00-084-2096	1900	unk	50	1 solid single
01-097-5948	30	24	93	1 coaxial

Copper Cores

	Qty	AWG	RMS Volts	Ohms	Arr
01-209-7452*	2	24	unk	68	1 twisted twin
01-030-3054	1	26	1000	95	1 triaxial

* Silver surface treated core.

CABLE, SPECIAL PURPOSE, ELECTRICAL

AEROSPACE VEHICLE CABLE

Tin coated strand copper conductor. Plastic insulated (primary). Shielded by woven copper braid covered with a white color plastic jacket. White conductor. 600 volts maximum RMS rated. 150 degrees Celsius maximum temperature rated. Wire Gage (AWG), Arrangement (Arr).

1 Conductor

	AWG	Arr
01-152-5077	22	unk
01-191-3333	20	1 single

2 Conductor

	AWG	Arr
01-135-6836	22	2 singles
01-175-8866	20	2 singles
01-212-4777	20	1 twisted

Stranded copper conductors. Primary insulation silicone rubber and nonmetallic glass braid. Jacketed with plastic polyolefin and aluminum painted aluminum alloy armor. Triple conductor arrangement. White, black

and red color. 300 volts maximum rated. Conductor Quantity (Qty), Wire gage (AWG), Arrangement (Arr).

	Qty	AWG	Arr
01-202-0693	10	22	5 twisted pair
01-202-9533	40	22	20 twisted pair
00-598-9397*	2	16	1 twisted pair

* Aluminum paint on armor.

Stranded Copper conductors. Primary insulation cross-linked plastic polyethylene covered with braid copper shield and two plastic polyester tape coverings. Jacketed with cross-linked plastic polyolefin. Number of Conductors, Wire gage (AWG), Arrangement (Arr).

	Qty	AWG	Arr
01-202-9546	6	22	3 twisted pair
01-204-4265	14	22	7 twisted pair
01-202-9547	28	22	14 twisted pair

Twisted pair construction with one white and one black conductor per pair.

	Qty	AWG	Arr
01-202-9555	14	22	7 twisted pair

Stranded tinned copper conductors. Primary insulation cross-linked plastic polyethylene. Covered with overall tin plated braid copper shield. Jacketed with cross-linked black plastic polyolefin. 300 volts AC maximum.

	Qty	AWG	Arr
01-202-8477	20	26	10 twisted pair
01-202-8478	30	26	15 twisted pair

Stranded copper conductors. Primary insulation cross-linked plastic polyethylene or rubber ethylene propylene (EPR). Conductors cabled together to form a triad. Jacketed with cross linked plastic polyolefin. 300 Volts AC maximum.

	Qty	AWG	Arr
01-201-8822	10	22	5 twisted pair
01-206-7518	20	22	10 twisted pair

Number of Conductors, Wire Gage (AWG), Arrangement (Arr), and Type.

Mil-C-24640A.

	Qty	AWG	Arr
01-225-2205	3	22	1 triple
01-225-2196	12	26	6 twisted pair
00-110-4048	12	24	6 twisted pair
01-165-8806	2	22	1 Twisted pair
01-110-8910	2	20	1 parallel pair

NON SPEC ITEMS.

Number of Conductors, Wire Gage (AWG), Arrangement (Arr), and Temperature as shown below.

	No.	AWG	Arr	Temperature
01-213-8461	2	20	1 twisted pair	200
01-304-8806	2	16	1 twisted pair	200
01-376-0968	2	30	2 twisted	150
01-205-1097	3	20	unk	-28 thru +79
01-224-2081	4	22	2 twisted pair	unk
01-378-3007	4	26	4 single	-40 thru +150
01-336-0112	12	22	unk	unk
01-110-8910	2	20	1 parallel pair	+350 thru +1000

CABLE, TELEPHONE

4 solid conductors. Copper core conductors, plastic polyvinyl chloride first position primary insulation and plastic polyvinyl chloride first position jacket cable. 4 single conductor arrangements.

00-823-2280

CORD, ELECTRICAL

2 stranded conductors, copper core. Rubber natural and rubber synthetic first position primary insulation. 21 strands per conductor, strand AWG size 36. 2 single conductor arrangements. Minus 40.0 degrees Celsius and 60.0 degrees Celsius temperature rating.

00-916-9528

WIRE, ELECTRICAL

Stranded, single, copper core conductors with a plastic insulation.

Conductor Size (AWG), Color, Strand Quantity (Qty), Maximum Operation Voltage (RMS), and Temperature in degrees Celsius as noted below.

GENERAL PURPOSE USE. Tinned stranded copper conductor insulated with a polyvinyl chloride or polyvinyl acetate covering. Excellent resistance to moisture, oil and solvents.

	AWG	Color	Qty	RMS	TEMP
00-881-8177	18	grn	7	600	105
00-725-7092	16	org	19	1000	105

ULTRA HIGH FREQUENCY USE. Silver plated stranded copper conductor insulated with a polytetrafluoroethylene (TFE) covering.

	AWG	Color	Qty	RMS	TEMP
00-581-1625	20	red	7	600	200

MEDIUM FREQUENCY USE. Silver coated or tinned stranded copper conductor insulated with a silicone rubber coating and covered with a glass braid.

	AWG	Color	Qty	RMS	TEMP
01-197-2689	0	wht	unk	1000	200

GENERAL PURPOSE USE. Tinned stranded copper conductor insulated with a polyvinyl chloride or polyvinyl acetate covering. Excellent resistance to moisture, oil and solvents.

Conductor Size (AWG), Color, Strand Quantity (Qty), Maximum Operation Voltage (RMS), Temperature (Temp) in degrees Celsius as noted below.

	AWG	Color	Qty	RMS	TEMP
01-342-4689	12	gry	19	3000	125
01-342-4688	16	gry	19	3000	125
01-331-6365	14	gry	19	3000	125
00-803-0153	10	gry	37	3000	105
00-801-4614	12	gry	19	3000	105
00-763-2242	16	gry	19	3000	105
01-280-6963	22	wht	19	600	75

HOOKUP WIRE

Aerospace Electrical Systems. Fluoropolymer insulated, type TFE, silver coated stranded copper conductor.

Conductor Size (AWG), Color, Strand Quantity (Qty), Maximum Operation Voltage (RMS), Temperature (Temp) in degrees Celsius as noted below.

Abrasion resistant and extruded TFE.

	AWG	Color	Qty	RMS	TEMP
01-057-8320	14	grn	19	600	200

Extruded TFE.

	AWG	Color	Qty	RMS	TEMP
01-160-2261	14	gry	19	600	200
01-057-8317	14	grn	19	600	200
01-006-2835	12	blk	19	600	200
00-948-9469	24	blk	19	600	200
00-600-6075	16	red	19	600	200
00-558-1834	14	wht	19	600	200
00-608-7814	16	blue	19	600	200

Extruded ETFE. Tin coated.

	AWG	Color	Qty	RMS	TEMP
01-060-7863	18	wht	19	600	150

Cross-linked modified TFE and EFTE. Tin coated.

	AWG	Color	Qty	RMS	TEMP
01-154-0253	8	wht	133	600	150
01-322-2370	22	grn	199	600	200
01-157-0937	22	wht	19	600	200
01-312-2260	22	blk	19	unk	unk
01-211-9798	22	wht	19	600	200
01-195-3393	18	wht	19	600	200
01-195-3394	20	wht	19	600	200
01-195-3395	16	wht	19	600	200
01-110-8894	22	wht	19	600	150
01-111-0754	20	wht	19	600	150
01-111-7709	18	wht	19	600	150

Polyvinyl chloride (PVC) insulated tinned, stranded, copper conductor. Supplied in combination with other insulating or protective coatings. Marked with military part number.

	AWG	Color	Qty	RMS	TEMP
00-578-6600	00	WHT	133	600	105
00-284-0657	8	WHT	133	600	105

AEROSPACE ELECTRICAL SYSTEMS

Tin plated copper stranded conductor and cross-linked. Polyalkene, polyvinylidene fluoride insulated.

	AWG	Color	Qty	RMS	TEMP
00-422-2644	24	WHT	19	600	150

FIXED INSTALLATIONS

Stranded copper conductor. Thermoplastic insulation with polyamide jacket. 600 volts AC maximum rated. 90 degree Celsius maximum temperature rated. Approximately .140 inch outside diameter. 12 gage wire. Color as noted. Meets requirements of UL, THHN, THWN.

	Color	AWG	Qty	RMS	TEMP
00-290-1756	green	12	19	600	90.0
00-163-7982	black	12	7	600	90.0
00-163-8005	white	12	19	600	90.0

Solid, single conductor. Copper core with tin surface. Number 6 round, 26 gage. Approximately .016 inch outside diameter.

	AWG	Color	Qty	RMS	TEMP
01-335-3448	24	WHT	19	600	150

CLASS 6160

MISCELLANEOUS BATTERY RETAINING FIXTURES AND LINERS

NOTE: As non-plastic alternatives to plastic items currently in use are identified, information will be provided through shopping advisory messages and the Afloat Shopping Guide. To help you shop more “wisely”, items recommended for shipboard use will be annotated with “NP” by the National Item Identification Number.

BATTERY BOX

	Tray Qty
01-318-2624	39
01-320-3312	—
01-411-8826	1

COVER, BATTERY BOX

	O/A L/in.	O/A W/in.	O/A H/in.
01-051-7558	10.570	7.010	1.555

COVER, BATTERY RETAINER

Rubber, two mounting holes. One hole, 0.125 inches in diameter and second hole, 0.078 inch diameter. The holes are 1.000 inch apart.

	O/A L/in.	O/A W/in.	O/A H/in.
01-373-8622	—	0.250	0.045

BATTERY RETAINER

Copper and Plastic and Steel. 17B Strap rectangular clip hole mounting. 8 unthreaded hole single mounting facility.

	O/A L/in.	O/A W/in.	O/A H/in.
00-208-3229	6.051	2.577	1.301

TRAY, BATTERY

Steel AISI 1018 and Steel ASTM A569.

	O/A L/in.	O/A W/in.	O/A H/in.
01-372-5994	2.320	1.220	0.570
01-417-9230	14.500	9.820	1.100

GROUP 62 LIGHTING FIXTURES AND LAMPS

CLASS 6210 INDOOR AND OUTDOOR ELECTRIC LIGHTING FIXTURES

NOTE: As non-plastic alternatives to plastic items currently in use are identified, information will be provided through shopping advisory messages and the Afloat Shopping Guide. To help you shop more "wisely", items recommended for shipboard use will be annotated with "NP" by the National Item Identification Number.

FILTER, INDICATOR LIGHT

Control, Electric light. Actuation knob and deactuation knob, dial indicator signal method. For F-14 aircraft.

	W/In.	H/In.
00-005-5588	2.875	2.875

Flat shaped glass filter.

	Dia/In.	Color
01-325-0067	1.720	Blue

Stovepipe shaped, designed for use with T-1-3/4 lamp. Rubber Silicone material with a .325 inch diameter and .281 inch overall length.

01-297-5582	Green
00-854-8761	Red
00-781-2916	Yellow

Tubular shaped for use with fluorescent lamps. Acrylic plastic, heat resistant, and anti-static.

8 Watt, T-5 lamp. 11.235 inch length and 11.297 inch diameter.

00-503-2810	Blue
00-399-6297	Red

15 Watt, T-12 lamp. 16.344 inch length and 16.406 inch diameter.

00-834-1621	Red
-------------	-----

20 Watt, T-12 lamp. 22.344 inch length and 22.406 inch diameter.

00-441-5138	Blue
00-295-2838	Red

FILTER, MARKER LIGHT, AIRPORT APPROACH

Glass filter. Designed to be used with an airport approach marker light. Not polarized, flange mounted. Flat style with 8.370 inch overall diameter.

00-633-6887	Green
00-633-6886	Red
00-990-6010*	Yellow

* Convex style.

FILTER, MARKER LIGHT, AIRCRAFT OBSTRUCTION

Rectangular shaped Plastic filter. 10.625 inch length. Width and color listed.

	W/In.	Color
01-026-7375	2.063	Red
01-026-7376	2.125	White

FILTER, SIGNAL LIGHT

Rectangular shaped Plastic filter. Used as a distress marker light, with beveled edges and snap on mounting.

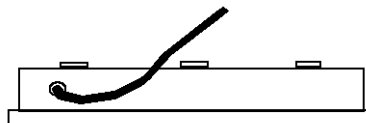
	Lg/In.	W/In.	Ht/In.	Color
00-783-5713	2.230	1.260	.640	infrared

FIXTURE, LIGHTING

Shipboard fluorescent and incandescent lighting fixtures and associated parts. For use in general lighting.

FLUORESCENT

15 Watt, 115 Volts, 60 hertz, watertight. Complete fixture. Standard mounting with one 15 Watt cool White lamp and diffusing window. 22.922 inch length by 4.633 inch width by 3.812 inch height. Two wire lead terminals with 10 foot cable.



00-725-3556

16 Watts, 120 Volts, 60 hertz, watertight. Complete fixture. Standard mounting with two 8 Watt cool White lamps and White diffusing window. 17.265 inch length by 4.631 inch width by 3 inch height. One wire lead terminal with 10 foot cable.

00-548-0082

20 Watt, 115 Volts, 60 hertz, watertight. Complete fixture. Standard mounting with one 20 Watt cool White lamp and White diffusing

window. 28.922 inch length by 4.633 inch width by 3.812 inch height. One wire lead terminal with 10 foot cable.

00-548-0598

24 Watt, 120 Volts, 60 hertz, watertight. Complete fixture. Standard mounting with three 8 Watt cool White lamps and White diffusing window. 16.046 inch length by 7.312 inch width by 3.500 inch height. Three wire lead terminals with 10 foot cable. Designed to be mounted horizontally.

00-295-2880

30 Watt, 120 Volts, 60 hertz. Detail lighting for mirrors, drip proof. Complete fixture 21 inch length with two 15 Watt cool White lamps, clear prismatic window toggle switch and single receptacle. Four wire lead terminals with 10 foot cable.

00-115-9137

32 Watt, 120 Volts, 60 hertz. General lighting, watertight. Complete fixture, standard mounting with four 8 Watt cool White lamps and clear White prismatic directional window. 28.695 inch length by 7.312 inch width by 3.500 inch height.

00-548-0227

40 Watt, 120 Volts, 60 hertz, watertight. Complete fixture. Standard mounting with two 20 Watt cool White lamps and White diffusing window. 28.695 inch length by 7.312 inch width by 3.844 inch height. One wire lead terminal with 10 foot cable.

00-215-6355

60 Watt, 120 Volts, 60 hertz, watertight. Complete fixture. Standard mounting with three 20 Watt cool White lamps and White diffusing window. 28.976 inch length by 9.289 inch width by 4.219 inch height. Three wire leads with 10 foot cable.

00-548-0222

60 Watt, 120 Volts, 60 hertz. General lighting, drip proof. Flush mounting fixture with three 20 Watt cool White lamps and White diffusing window. 25.250 inch length by 23.750 inch width

CLASS 6210

by 4.500 inch height. One wire lead terminal with 10 foot cable.

00-115-9186

180 Watt, 120 Volts, 60 hertz. General lighting, drip proof. Standard mounting fixture with clear prismatic window. For use with three 60 Watt cool White lamps. 52.062 inch length by 14.812 inch width by 8.188 inch height. Two wire lead terminals with 10 foot individual wires and a switch.

00-474-5653

INCANDESCENT

6 Watts, 120 Volts, double contact bayonet candelabra base. Globe directing device, shock, and vibration resistant. Plastic body. 2.125 inch diameter, bracket mounted with 2 wire lead terminals and 10 foot cable.

00-790-4846

6, 15, or 25 Watts, 120 Volts. Accommodates one clear White lamp, (not included), candelabra screw base with switch. Detail lighting for White, Red, and Blue spot illumination. 6.000 inch length by 4.750 inch width by 5.813 inch height.

00-284-0480

115 Volts, watertight, medium screw type lamp base with a tapered shape. Copper body with smooth flat lens. Unthreaded hole mounting. 17 inch diameter by 13.875 inch length. Red color lens. Watertight.

01-339-9659

25 Watts, 115 Volts. Watertight, double contact bayonet candelabra base, window assembly, reflector, and switch. Lamp not furnished. Without switch.

00-295-2192* 3 wire lead terminals

* Without switch.

50 Watts, 120 Volts. Accommodates one medium screw base lamp (Body complete less globe and mounting bracket). General lighting, waterproof. 9.438 inch length by 5.250 inch diameter.

00-299-7703

100 Watts, 120 Volts. Accommodates one medium screw base lamp. 14.375 inch diameter by 8.188 inch length. Overhead mounting. Furnished with reflector and baffle assembly. Lamp not furnished. Drip proof.



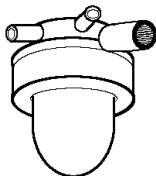
00-548-0081

110 Watts, 120 Volts, overhead mounting. 6.625

inch diameter. Accommodates one medium screw base lamp (not furnished). Watertight.

00-635-8817

110 Watts, 120 Volts, explosion proof. Overhead mounting. Furnished with White, clear transparent diffusing globe. NSN 6210-00-237-8755, and all necessary mounting and sealing hardware, including instruction plate permanently attached. Lamp not furnished. 8.188 inch diameter by 8.375 inch length.

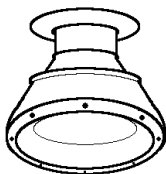


00-500-2550

Explosion proof, overhead mounting. Furnished with glass illumination directing device. Watertight and comes with one incandescent lamp. 8.188 inch diameter by 8.375 inch height. Two screw type terminals.

01-009-0644

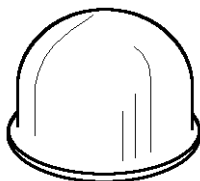
200 Watts, 115 Volts, watertight. Overhead mounting. Furnished with permanently mounted clear transparent diffusing rounded window and medium screw base lamp. 9.750 inch diameter by 9.125 inch length. With two wire lead terminals and a 10 foot cable.



00-283-9691

GLOBE, ELECTRIC LIGHT

Glass or Plastic globes for use with lighting fixtures. Flange mounted, conical shaped diffusing globes. For use with shipboard incandescent lighting fixtures. 4.500 inch flange diameter heat resisting glass. Color listed.



00-702-5773

White

00-914-4152

Red

6.250 inch flange diameter, high impact, heat resisting glass.

00-635-8819

White

00-635-8820

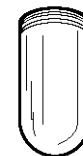
Red

6.750 inch flange diameter, heat resisting glass.

00-399-6316

Red

Thread mounted, cylindrical shaped, clear, translucent globe. 3.375 inch diameter by 6.750 inch length, external thread. Smooth outside surface, high stress, used with vapor tight fixtures.



00-299-7217

GUARD, LAMP

Wire type. Designed for medium screw lamp holders. Ring Mounted. 3.750 inch body diameter, for 25-75 Watt lamps.



00-264-6444

Plate Mounted. 4 slots, 4.312 inch body diameter, for 50 Watt lamp, nonmagnetic.

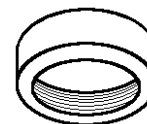
00-617-0565

Plate mounted. Cast construction. Body length 1.188 inch, body diameter 6 inch, side opening.

00-845-1426

HOLDER, ELECTRIC LIGHT GLOBE

Copper or copper alloy, internally threaded security rings. Designed to mount flanged type globes to lighting fixtures. 5.312 inch diameter, 7 threads UNS.



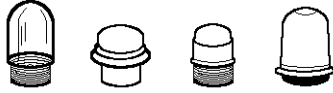
00-399-6207

6.812 inch diameter, 7 UNS threads. Copper alloy.

00-399-6208

LENS, LIGHT

NON-DIMMABLE, SCREW-IN TYPE LENS. A lens with an integral externally or internally threaded shank, for mounting to an indicator light. The lens may be of a one piece all Plastic construction, or of two pieces. A metal holder with Plastic or glass globe or window. Lens face and back may be smooth, fluted, or frosted. Lens color listed.



CONVEX STYLE, Transparent or translucent glass. 4.948 inch diameter with heat resistant glass and flange type mounting.

	Color
00-060-3220	Red

CONVEX STYLE, Transparent, or translucent Plastic. Thread type mounting. External thread size 9/16-27 UNS-2A.

	Color	Style
00-159-2299	Clear	LC14CN3
00-753-2834	Red	LC14RD3
00-137-6085	Red	LC14RN3
00-056-9192*	Red	LC18RN3

* Mechanical dimmer, partial blackout.

CONVEX plastic lens with internal thread mounting. .688 inch diameter by .500 inch length. Translucent lens with smooth front and back.

	Color
00-004-2462	Red
00-004-2460	Yellow

CONVEX PLANO, PRESS FIT, AVIATION LENS.

4 inch diameter by 1.438 inch thick.

	Color
00-550-8876	Red
00-550-8833	White
00-900-3993	Yellow

4.844 inch diameter by .719 inch height. Mounted with three clips. Convex Plano.

	Color
00-910-3501	Green
00-910-3500	Red

CYLINDRICAL STYLE, transparent, or translucent. Internal thread size 3/8-32-UNEF-2B.

	Color	Style
00-470-7602*	Red	LC32RT2
00-402-8181*	Red	LC32RT2
01-004-1154	Green	—

* Rotatable

External thread size 7/32-64 UNF-2A.

	Color	Style
00-445-4752	Green	—
00-445-4736	Red	—

External thread size, 7/8-9 UNJC-2B.

	Color	Style
00-264-6431	Clear	LC38NC1M
00-264-6429*	Yellow	LC38YN1M

* Internal thread, 1-28 UNS-2B.

Press fit mounting. Translucent lens. .859 inch length by .859 inch diameter. Cylindrical shape, Plastic lens with smooth back and face.

	Color
01-011-8987	Red

FLAT SHAPED LENS, no mounting facilities. A flat plastic window designed for mounting into a metal cap or holder and subsequent mounting onto an indicator light. .875 inch diameter by .125 inch thick.

	Color
00-548-0188	Clear
00-548-0187	Red

External thread mounting. Plastic lens with Aluminum holder. Thread size 7/32-32 UNEF-2A. Overall .650 inch length by .500 inch diameter. Inscription within a circle insert listed.

	Inscription
01-111-4642	2
01-111-4643	3
01-111-4644	5
01-108-2036	8

External mounting. Plastic lens with Copper alloy holder. Thread size smooth back and face. Overall length 0.743 inches by 0.625 inch diameter.

	Color
00-548-0125	Yellow

External thread mounting. Rotatable and dust tight. Thread size 5/16-32 UNEF-2A.

	Color	Style
01-014-3439	Green	LC25GT2
00-625-3901*	Red	LC25RT2

* Electromagnetic interference shielded.

External thread size 5/16-32 UNEF-2A. Dust tight.

	Color	Style
00-925-7098	Red	LC34EN2/D02

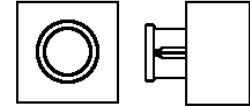
Flange type mounting. Plastic Polycarbonate lens. 1.115 inch length by .319 inch width by .040 inch height. Transparent lens with a smooth face and back.

01-019-3224

Press fit type mounting. Plastic lens with a Copper Alloy holder. Translucent lens. .703 inch length by .500 inch diameter. Rotatable alignment capability.

	Color
00-938-6005	Red

Press fit type mounting. Translucent White filter and transparent clear lens. Reversed Black inscription background with a drip proof seal. .500 inch height and .500 inch length.



	Inscription
01-160-8466	Busy Back
01-127-6693	BUZ Back
01-160-8482	KBD Back
01-160-8481	MIC Back
01-160-8464	PLN Back
01-127-6692	PTT Back
01-160-8463	SEC Back

Press fit type mounting. Transparent Plastic bicarbonate lens and holder. Matted back and smooth face. Clear inscription background. Black inscription. 2.185 inch length by 0.425 inch height.

	Inscription
01-096-1153	1 Eng Emerg off back
01-105-6614	2 Eng Emerg off back

Spring clip mounting. Transparent, Plastic. Smooth back, prismatic face. 48 inch length by 18 inch width by 3.5 inch thick.

01-044-5276

GLOBE SHAPE, Amber transparent lens. Document number modified by color.

01-166-7187
01-166-7184
01-166-7186

Transparent or translucent plastic.

External thread size 5/16 -32 UNEF-2A.

	Color	No.
00-045-5494	Blue	LC12BT2
00-401-9796	Blue	LC35BT2
00-183-0511	Clear	LC35CN2
00-023-7029	Green	LC12GT2
00-079-8943	Green	LC12GN2
00-248-5478	Green	LC27GT2
00-176-4955	Green	LC35GT2
00-990-4637	Red	LC12RN2
00-410-2530	Red	LC12RT2
00-978-8463	Red	LC13RN2
00-482-6281	Red	LC27RT2
00-176-4954	Red	LC35RT2
00-023-7031	White	LC13WT2
00-283-9976	White	LC28WT2
00-401-9773	White	LC33WT2
00-176-4956	White	LC35WT2
00-080-1048	Yellow	LC12YN2
00-850-6104	Yellow	LC12YT2
00-951-9983	Yellow	LC13YN2
00-183-0513	Yellow	LC35YT2

External thread size 27 UNS-2A.

CLASS 6210

	Color	No.
00-067-8385	Clear	LC15CN3
01-009-4022*	Green	

Internal thread size 11/16-27 UNS-2B.

	Color	No.
00-045-7658	Red	LC20RN3

Internal thread size 7/8-28 UNS-2B.

	Color	No.
00-752-2143	Blue	LC40BN3
00-752-2146	Clear	LC40CN3
00-313-9218*	Green	LC40GN3
00-752-2140	Red	LC40EN3
00-752-2148	White	LC40WT3
00-752-2141	Yellow	LC40YN3

Internal thread size, 1-27 UNS-2B.

	Color	No.
00-140-0343	White	LC22WT3

TORPEDO SHAPED LENS, Transparent or translucent Plastic.

Internal thread size 1-27 UNS-2B.

	Color	No.
00-067-8364	Green	LC22GD3

TUBULAR, TRANSPARENT GLASS. Internal thread, 7/8-28 UNS-2B. 1 inch diameter, 7/8 length.

	Color	No.
00-264-6430	Blue	LC38BN1M
00-264-6432	Green	LC38GN1M
00-264-6433	Red	LC38RN1M
00-264-6434	White	LC38WT1S

LIGHT ASSEMBLY, INDICATOR

SINGLE STRIP TYPE

2.500 inch length by .840 inch width. Bracket mounted Aluminum body. Ten incandescent style T-1-3/4 bulbs with midget flanged bases. Furnished with two Red and three Yellow lenses. Nine solder stud terminals.

01-052-2468

5.625 inch length by 3.670 inch width. Unthreaded hole mounting. Copper alloy body and four incandescent style T-1-3/4 bulbs, with midget screw bases. 117 Volt AC. Gas tight construction with four screw terminals and a transformer.

00-336-5869

LIGHT, BEACON

Straight shape 9.125 inch diameter and 11.250 inch length. Furnished with one incandescent, medium side prong base. 240 Volt AC bulb. The light is mounted on a tripod, has a Red

transparent lens, and a flashing and rotating light beam motion.

00-730-6152

LIGHT, INDICATOR

RECTANGULAR FRAME TYPE. Furnished with or without lens and lamp. Mounting as specified, non dimmable.

Base type mounting. 3.875 inch length by 3.625 inch width by 2.734 inch height. Accommodates two T-1-3/4 incandescent lamps, with midget screw type bases. Two tab, solder lug terminals, and furnished with a transformer.

00-336-5867

Flush type mounting. 3.656 inch length by 1.844 inch width by 2.219 inch height. Accommodates one G-4-1/2 incandescent miniature bayonet base bulb. Two screw type terminals, dust and water tight, and furnished with a transformer.

01-016-6082	Green
01-016-6083	Red

Panel type mounting. Accommodates T-1-3/4 incandescent lamps.

	Lg/In.	W/In.	Ht/In.	Lamps
00-014-7838†	1.375	1.343	.750	2
00-014-7952§	1.375	1.343	.750	2
00-451-6203	1.625	1.082	1.082	2
01-033-0556	1.750	1.200	.960	4
01-204-1096	2.040	1.200	.960	4
00-028-6713	2.782	2.250	1.938	2
00-028-6714	2.782	2.250	1.938	2
00-152-2808	3.000	1.082	1.082	2
00-234-2867	3.000	1.082	1.082	2
00-635-1969	3.094	1.094	1.094	2
00-643-2169	3.094	1.094	1.094	2
00-538-8398	3.500	3.500	2.500	2
01-180-3694*	3.782	.884	1.062	1
01-180-3693*†	3.782	.884	1.062	1

* Accommodates T-3-1/4 lamps. Amber lens.

† Red lens

‡ Red lens "L FIRE" lens legend.

§ Red lens "R FIRE" lens legend.

Race type mounting. Accommodates T-1-3/4 size lamps. Plastic body midget flanged lamp base. 5 solder lug terminals height shock resistant protection. Four lamp common multi-lamp circuit. Green color.

	Lg/In.	W/In.	Ht/In.	Lamps
01-163-1075	3.060	.740	.740	4

Rack type mounting. Accommodates T-1-3/4 size lamps. Plastic Polycarbonate body, midget flanged lamp base. 6 quick disconnect male terminals. Multi-lamp horizontal split circuit. Drip and moistureproof. Radio frequency interference, salt spray, and vibration resistant. White filter.

	Lg/In.	W/In.	Ht/In.	Lamps
01-280-5359	3.060	.990	.740	4

Screw type mounting. Accommodates T-3-1/4 incandescent lamps.

	Lg/In.	W/In.	Ht/In.	Lamps
01-178-6050	3.406	1.062	.844	1
00-916-6394*	20.0	.750	A/A	2

* Accommodates T-1-3/4 incandescent lamps.

Unthreaded hole type mounting. Accommodates T-1-3/4 size incandescent bulb. Waterproof.

	Lg/In.	W/In.	Ht/In.	Lamps
00-295-2676	2.062	1.500	1.625	2
01-144-1317	2.638	2.125	1.750	2
01-161-8013	5.375	A/A	3.375	1

ROUND FRAME TYPE. Furnished with or without lens and lamp. Mounted as specified, non dimmable. Waterproof bracket mounting. Red lens, 1.125 inch diameter by 3.000 inch length. Accommodates one T-3-1/4 miniature bayonet base incandescent lamp. One quick disconnect male terminal. Furnished with a washer, a gasket, and a hexagon nut.

00-699-9457

Clip mounting. Amber lens. .312 inch diameter by 1.281 inch length. Accommodates one T-2 neon lamp with wire terminals down base. Three quick disconnect male terminals.

01-059-8504

Panel mounting. .562 inch overall diameter. Clear lens, accommodates one T-2 neon lamp with wire terminals down base. Three quick disconnect male terminals.

01-032-3511

Panel mounting. White lens. .678 inch diameter by .170 inch length. Accommodates one T-1-3/4 incandescent lamp with a midget flanged base. Three solder lug terminals.

00-441-8182

Panel mounting, with a .359 inch overall diameter. Accommodates a light emitting diode type lamp. Lens color and overall frame length shown.

	Color	Lg/In.
01-095-5273	Amber	1.312

Snap-in mounting, with a .215 inch OD and .770 inch length. Clear lens, accommodates one T-1 incandescent lamp with wire terminals down base. Two solder lug terminals.

00-927-7461

Snap-in mounting style. Accommodates one neon push in type lamp. Transparent or translucent lens. Lens color and lamp maximum AC voltage listed.

	Dia/In.	Lg/In.	Color	Volts
00-878-3911	.406	1.719	Amber	250DC
01-007-5189*	.625	1.313	White	28
00-529-7191†	.625	1.609	Red	250

* Incandescent lamp

† Stovepipe lens

CLASS 6210

Unthreaded hole mounting with clear lens. .375 inch diameter by .812 inch length. Accommodates one T-2 incandescent lamp with wire terminals down base. 2 wire lead terminals.

00-228-5663

PANEL MOUNTED, NON-DIMMABLE (furnished with hexagon nut).



.234 inch overall diameter Stovepipe style lens, without lamp. Accommodates one, 5 Volt incandescent type lamp with two wire lead terminals. Lens color and reference number listed.

	Color	Ref. No.
00-964-8843	Clear	LHC82/1CN2
00-226-4542	Red	LHC82/1RT2

0.193 inch diameter hole required. Stovepipe style Amber lens, and one T-1-3/4 incandescent lamp furnished. Two wire lead terminals.

00-933-5264

.359 inch overall diameter. Green lens and one, 5 Volt light emitting, diode furnished. Two wire wrap terminals, with one internal resistor.

01-095-5274

0.312 inch diameter hole required. Accommodates one T-1 incandescent lamp with two terminals. Furnished with hex nut and lock washer. Lens color listed.

	Lg/In.	Dia/In.	Color
00-004-2444	.891	.375	Amber
00-451-6217*	1.250	.406	White

* 125V AC neon lamp.

0.312 inch diameter hole required. Red lens, translucent. Accommodates one 250 Volt AC neon lamp. Two wire lead terminals. Furnished with one speed clip.

00-102-9642

0.314 inch diameter hole required. Red stovepipe lens, transparent. Accommodates one T-1 incandescent lamp with wire terminals down base. Three wire lead terminals. Features transistor.

01-051-1297

0.375 inch diameter hole required. Incandescent lamp cartridge, light emitting lamp cartridge, or neon lamp cartridge. .509 inch diameter. Two solder stud terminals.

00-690-1569

0.375 inch diameter hole required. .460 inch diameter by 1.350 inch length. Three wire wrap gold plated terminals.

01-086-0053

0.375 inch diameter hole required. .562 inch diameter by 1.468 inch length. Accommodates one T-1-3/4 incandescent lamp with a midget flanged base. Drip proof construction with one knurled flange ring and a lock washer. Lens color listed.

01-185-3703	Clear
01-185-3702	Green
01-186-3526*	Red
01-185-3704	Red

* Fresnel lens back surface.

0.375 inch diameter hole required. Accommodates one T-1-3/4 incandescent lamp with a midget flanged base. Overall diameter and length listed in inches. Lens color and special features listed.

	Dia/In.	Lg/In.	Color	Features
01-021-4662*	.515	1.625	Clear	Hex nut
00-451-3001	.560	3.022	Green	4 resistor

* Wire terminals down base.

0.376 inch diameter hole required. Accommodates one cylindrical incandescent lamp cartridge. .509 inch diameter. Two solder stud terminals. Type number listed.

	Style
00-421-1832	LH90/1
00-197-0214	LH90/2

0.468 inch diameter hole required. Accommodates one T-2 neon lamp with midget flanged base. Two solder lug terminals. Watertight. Style number listed.

	Style
00-400-2808	LH88/1
00-183-0576	LH88/2

0.468 inch diameter hole required. Red lens, translucent. Accommodates one T-1-3/4 incandescent lamp with midget flanged base. Two solder lug terminals. Watertight. Style number listed.

	Style
01-053-5100	LH89/1-LC35RT2
00-176-4928	(No lens) LH89/1

0.469 inch diameter hole required. With or without lens. Accommodates one neon T-2 lamp, with midget flanged base and an internal resistor. Two solder lug terminals. Lens color and style number listed.

	Color	Style
00-809-4274*	—	LH74/1
00-163-5117*	—	LH74/2
00-427-8475*	—	LH74/3
00-151-5243	Red	LH74/1-LC13RN2
01-020-6588	White	LH74/1-LC13WT2

* Without lens.

0.469 inch diameter hole required, with or without lens. Accommodates one incandescent T-1-3/4 lamp, with midget flanged base. Two solder lug terminals. Lens color and style number listed.

	Color	Style
00-813-8265*	—	LH73/1
00-438-2234*	—	LH73/2
00-989-7739	Red	LH73/1-LC12RT2
00-183-0453	Red	LH73/2-LC27RT2
01-006-5768	White	LH73/1-C12WT2
00-183-0361	White	LH73/2-C27WT2
00-128-0023	Yellow	LH73/2-LC27YT2

* Without lens.

0.469 inch diameter hole required. With or without lens. Accommodates one T-1-3/4 incandescent lamp, with midget flanged base. Two solder lug terminals. Color and style number listed.

	Color	Style
00-926-1328*	—	LH92/1
00-965-1491	Red	LH92/1-LC34EN2/D02

* Without lens.

0.469 inch diameter hole required. With lens, without lamp. Accommodates one T-1-3/4 incandescent lamp with a midget flanged base. Three solder lug terminals and press to test function. Lens color listed when applicable.

00-635-4700	Amber
00-553-1076	Green
00-519-0448	Red
00-926-6905*	Red

* Miniature bayonet base.

0.469 inch diameter hole required. Accommodates one T-1-3/4 incandescent lamp with a midget flanged base. With or without lens. Overall diameter and length shown in inches. Lens color and features where applicable.

	Dia	Lg/In.	Color	Features
00-617-0947	.468	.906	—	lug term
00-617-0268	.562	.844	—	sealed
00-557-8137	.594	1.282	Red	hex nuts
00-834-1564	.641	1.234	Amber	sealed
00-213-7975*	.656	.968	—	hex nut

* Miniature bayonet base.

0.487 inch diameter hole required. Translucent Green flat lens. .678 inch diameter by 1.700 inch length. Accommodates one T-1-3/4 incandescent lamp with midget flanged base. Watertight with three solder lug terminals. Press to test feature provided.

00-144-4174

0.492 inch diameter hole required. Accommodates one T-1-3/4 incandescent lamp, with a midget flanged base. Overall diameter and length shown in inches. Lens color and features where applicable.

	Dia	Lg/In.	Color	Features
00-419-0614	.687	1.230	Red	sealed

0.500 inch diameter hole required. Cylindrical transparent Amber lens. .562 inch diameter by 1.907 inch length. Accommodates one T-2 neon lamp 100V DC. Furnished with three solder stud terminals and a transistor. Gold terminals.

00-431-3693

CLASS 6210

0.500 inch diameter hole required. Translucent Amber flat lens. .620 inch diameter by 1.700 inch length. Accommodates one T-1-3/4 incandescent lamp, with a midget flanged base. Three solder lug terminals. Watertight, with press to test function.

00-144-3176

0.500 inch diameter hole required. .625 inch overall diameter by 1.438 inch length. Accommodates one neon lamp, 125V AC. White lens, one internal resistor, and two wire lead terminals.

01-133-7791

0.500 inch diameter hole required. Translucent Red lens. .678 inch diameter by 1.700 inch length. Accommodates one T-1-3/4 incandescent lamp with a midget flanged base. Three solder lug terminals. Watertight.

00-935-7000

0.531 inch diameter hole required. Accommodates one T-1-3/4 incandescent lamp with midget flanged base. Stovepipe lens type with screw in type mounting. Two solder lug terminals, watertight protection, and furnished with a hex nut and lockwasher. Lens color listed.

	Color
00-893-7885	Red
00-893-7886	White

0.562 inch diameter hole required. Translucent Red convex lens. .560 inch diameter by 2.750 inch length. Accommodates one T-1-3/4 incandescent lamp, with midget flanged base. Four wire wrap terminals, five internal 12K resistors, and a transistor.

00-451-3000

0.562 inch diameter hole required. Clear dome shaped lens. Accommodates one T-1-3/4 lamp with a miniature bayonet base. Furnished with two solder lug terminals, one hex nut, one lockwasher, and a knurled ring. Lens color listed.

	Color
01-086-9186	Clear

0.625 in. diameter hole required. Lens without lamp. Accommodates one T-3-1/4 incandescent lamp, with a miniature bayonet base. Three solder lug terminals with press to test function. Lens color listed.

	Color
01-093-7934	Red
00-807-3162	Green
00-299-4104*	Red
01-087-7590	Red
* Midget flanged lamp base.	

0.650 inch diameter hole required. Clear convex lens, transparent. .812 inch diameter by 2.281 inch length. Accommodates one 115V AC neon lamp. Two solder lug terminals, with one 27K internal resistor. Drip proof.

01-083-4188

0.691 inch diameter hole required. Accommodates one T-3-1/4 incandescent lamp with a miniature bayonet base. Two solder lug terminals, drip-proof protection, two gaskets, one hex nut, and a lockwasher furnished.

	Dia./In.	Lg./In.	Color	Type
00-054-5467	.953	2.554	Red	LC15RN3

0.691 inch diameter hole required. Without lens, without lamp. With 100K OHMs internal resistor. Accommodates one neon T-3-1/4 glow lamp, with a miniature bayonet base. Two solder lug terminals.

	Style
00-840-1057	LH77-1

0.691 inch diameter hole required. With or without lens. Accommodates one T-3-1/4 neon lamp, with a miniature bayonet base. Two solder terminals. Lens color and style number given.

	Style
00-843-5378*	LH76/1
00-437-2887*	LH76/2
00-836-2564*†	LH76/3
* Without lens.	
† Incandescent lamp.	

1 inch diameter hole required. Without lens, without lamp. Accommodates one incandescent lamp with a double contact bayonet candelabra base. Two solder lug terminals.

	Style
00-753-2289	LH-80/1

1.000 inch diameter hole required. Accommodates one S-6 incandescent lamp, with a candelabra screw base. Sizes listed in inches. Lens color and features listed.

	Dia./In.	Lg./In.	Color	Features
00-669-6472	1.125	2.688	Clear	Lug term.
00-045-3971	1.188	2.750	Red	Sealed

PANEL MOUNTED, DIMMABLE, with press-to-test feature.



0.469 inch diameter hole required. With mechanical shutter type dimming feature. With lens, without lamp. Accommodates one T-1-3/4 incandescent lamp with a midget flanged base. Three solder lug terminals. Lens color listed below.

	Color
00-284-0289*	Amber
00-818-0230	Blue
00-583-9349	Clear
00-553-0879	Clear
00-538-8770	Green
00-542-6393	Red
* .640 inch diameter hole required.	

0.625 inch diameter hole required. With mechanical shutter type dimming feature. With lens, without lamp. Accommodates one T-1-3/4

incandescent lamp with miniature bayonet base. Three solder lug terminals. Lens color listed.

	Color
00-686-4999	Red

SLOT TYPE, panel mounting. .938 inch diameter by 2.187 inch length. Accommodates one T-2 incandescent lamp. .687 inch diameter hole required. Waterproof, with a Red filter and two screw type terminals.

00-148-8031

LIGHT, PANEL

RECTANGULAR FRAME TYPE

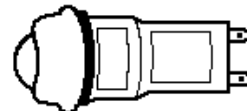
Unthreaded hole type mounting. Accommodates two T-1 neon lamps with wire terminals, down. Yellow lens, two screw type terminals, and a shade.

00-618-0133

A9 plastic Polycarbonate body, 4 lamp accommodation. Midget flanged. Push in lens mounting method. Lamp industry number 327. Incandescent. Bulb size T-1-3/4.

01-298-0450	
01-298-0451	
01-297-9460	
01-181-1656*	
* Steel corrosion.	

ROUND FRAME TYPE



Panel mounted with or without lens. Accommodates an incandescent type lamp.

	Bulb	Color	Alloy
00-462-0471	G-4-1/2	White	—
00-228-4655	T-1	Red	Aluminum
00-143-6611	T-1-3/4	Green	Aluminum
00-117-5280	T-1-3/4	—	Aluminum
01-124-5282	T-1-3/4	Green	Copper
01-160-8460	T-1-3/4	White	Copper
01-160-8461	T-1-3/4	Amber	Copper
00-900-9423*	T-1	Red	Aluminum
00-901-4897	T-2	—	Plastic
00-179-8848	T-3-1/4	Red	Aluminum
00-845-5497	T-3-1/4	Red	Copper
01-198-5623	T-3-1/4	Red	Copper
* Neon			

SLOT TYPE



FLUSH MOUNTING. .875 inch diameter by 2.562 inch length. Accommodates one T-1-3/4 bulb with a midget flanged base. Red lens, with one solder lug terminal and an external reflector.

CLASS 6210

00-504-2219

.812 inch diameter by 2.344 inch length. Accommodates one incandescent T-3-1/4 lamp, with a miniature bayonet base. Red lens, with two wire lead terminals and a hood.

01-254-7914 use no. 313 lamp

.812 inch diameter by 2.250 inch length. Accommodates one incandescent T-3-1/4 lamp, with a miniature bayonet base. Copper Alloy body, with Nickel surface.

00-841-8203

TRAP TYPE



0.470 inch diameter hole required. Accommodates one T-1-3/4 incandescent lamp, with a midget flanged base. 1.125 inch length, with a Black lens and a Red filter. One solder lug terminal and a cap for directing light.

00-299-6656

0.470 inch diameter hole required. 1.586 inch length. Accommodates one T-1-3/4 incandescent lamp, with a midget flanged base. Clear lens with two solder lug terminals. Dust tight, with a Black opaque hood.

00-923-2425

0.531 inch diameter hole required. 1.556 inch

length and accommodates one T-1-3/4 incandescent lamp, with a midget flanged base. Two solder lug terminals, with a Red lens and a Black opaque hood.

00-617-0472
00-025-7718

Full fixture post type. 2.651 inch length by 2.370 inch width. Copper Alloy body with illumination directive device. Accommodates Two incandescent T-1-3/4 lamp, with a midget flanged.

01-021-7782

0.531 inch diameter, 1.375 inch length and accommodates one T-1 3/4 incandescent lamp, with a midget flanged base. Screw in Mounting. One terminal with a black, opaque lens.

00-519-2653

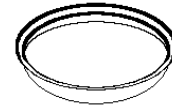
REFLECTOR, LIGHT

3.330 inch diameter by 1.165 inch height Aluminum. Center lampholder opening, 1.750 inch diameter. Mounting Configuration: Three .156 inch diameter holes equally spaced on 2.250 inch diameter bolt circle.

00-413-2005

WINDOW, LIGHTING FIXTURE

GENERAL PURPOSE INCANDESCENT UNITS. Rounded shaped windows with flanged edges. Plastic material. Lens color, overall diameter, mounting, and spec part number listed.



Color Dia/In.

00-399-7028	Red	4.485
00-548-0428	White	4.485

GENERAL PURPOSE FLUORESCENT UNITS

A rectangular shaped Plastic window, approximately 1/4 inch thick. Furnished with 3 securing screw assemblies. Spec part numbers listed. White translucent diffusing type heat resistant.

	Lg/In.	W/In.	Ht/In.
00-548-0214	15.991	7.234	1.663
00-500-0742	17.211	4.578	.500
00-883-5592	22.875	4.593	1.297
00-399-7035	28.625	7.218	1.796
00-814-5914	28.906	9.211	2.157
00-295-2849	28.906	9.203	2.157
00-548-0601	28.922	4.633	3.812
00-877-8799*	50.844	12.157	.125
00-902-0228†	51.250	13.188	.125

* Clear window with a gasket.
† Red window.

Clear, directional, with louver assemblies. Heat resistant.

	Lg/In.	W/In.	Ht/In.	No.
00-295-2848	15.997	7.219	1.640	67-005
00-295-2850	28.625	7.218	1.640	67-006

CLASS 6230 ELECTRIC PORTABLE AND HAND LIGHTING EQUIPMENT

NOTE: As non-plastic alternatives to plastic items currently in use are identified, information will be provided through shopping advisory messages and the Afloat Shopping Guide. To help you shop more "wisely", items recommended for shipboard use will be annotated with "NP" by the National Item Identification Number.

BATON, TRAFFIC DIRECTING

PLASTIC DEVICE 7.875 INCHES LONG

	Lg	Cells
01-247-7549	12.625	3D

Used as an attachment to standard straight type industrial 'D' cell flashlight. Intended for use as signal lights in the direction and control of vehicular military traffic under blackout and normal night driving conditions, and for other signaling purposes. Furnished with aviation Amber colored filter. Internally threaded for attaching.

00-691-1407

Aluminum body with Plastic Polycarbonate lens. Fixed light beam, furnished with 1 lamp and it is water resistant. Uses 2 dry type batteries with a voltage rating of 1.5V DC.

	Lg/In.	
01-259-4495	5.500	

Anodized Aluminum body, colorless lens with a Red filter. Fixed light beam, with a mounting clip and a switch. Furnished with 1 lamp and 1 lamp holder. Heat and moisture resistant and watertight. Uses 2 dry type batteries with a voltage rating of 3.0V DC.

	Lg	Dia
01-353-4468	6.500	1.500

Aluminum body with Plastic lens. Straight shape with transparent lens. Uses 2 dry "C" cell batteries with a voltage rating of 3.0V DC.

	Lg	Dia
01-297-5080	8.500	2.188

Plastic body and lens, without batteries. Ring type mounting, 2 cell, with 4 lamps, replaceable battery feature, and a switch. Special features: integral self storing inspection light with flexible extension arm included, extends 10.500 inches beyond flashlight.

	Lg/In.	Dia/In.
00-893-9236	8.875	2.250

Watertight Plastic 2 cell body, without batteries. Ring type mounting, with 2 lamps, switch, replaceable battery, and removable light filter. Fixed and flashing light beam.

	Lg/In.	Dia/In.
00-270-5418	9.000	2.250

Watertight Plastic 2 cell body without batteries. Ring type mounting, with 2 lamps, switch, and removable light filter. Special features: Compartment, storage contains: 1 diffused lens, 1 blackout filter, 2 Red filters, and 1 Blue filter. Fixed and flashing light beam.

	Lg	Dia
00-269-3034*	9.375	2.250
00-681-8570†	11.25	2.250

* Explosion proof.
 † Three cell.

Watertight straight 2 cell Plastic body without batteries. Ring type mounting, with 2 lamps,

switch, and replaceable battery feature. Special features: Olive Drab with fixed and flashing light beam. Voltage DC 3.0.

	Lg	Dia
00-163-1856	8.000	2.500

Watertight tapered 2 cell plastic body without batteries. Ring type mounting, with 2 lamps and 1 lens. Warning label on case lists explosive atmosphere light design. Special features: heat resistant, explosion proof, with switch and replaceable battery feature. Fixed and flashing light beam. Voltage DC 3.0.

	Lg	Dia
00-299-3035	8.250	3.000

Watertight straight shaped 3 cell body without batteries. 1 lamp with switch and replaceable battery feature.

	Lg	Dia
00-643-3486	10.500	2.500

Watertight straight 3 cell Plastic body without batteries. Ring type mounting, with 2 lamps, switch, and replaceable battery feature. Special features: Explosion proof, with fixed and flashing light beam. Voltage DC 4.5.

	Lg/In.	Dia/In.
00-270-5417	11	3

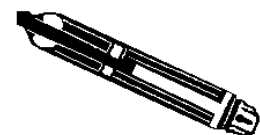
INDUSTRIAL 90 DEGREE ANGLE TYPE

Watertight right angle 2 cell Plastic body without batteries. Ring type mounting, with 2 lamps, removable light filter, switch, and replaceable battery feature. Special features: Compartment, storage contains: 1 diffused lens, 1 blackout filter, 2 Red filters, and 1 Blue filter. Olive Drab color with fixed and flashing light beam.

	Lg	Dia
00-264-8261	8.500	2.250
00-161-6422*	8.500	2.250

* Clip type mounting. Explosion proof.


PENLIGHT TYPE. Plastic body, pocket clip mounted. Sanitizable, Disposable. With 1 miniature screw base type incandescent lamp No. 222. With fixed beam and switch. Without lens. Waterproof. Voltage DC 2.25.



FLASHLIGHT

FLEXIBLE EXTENSION INSPECTION LIGHT.

A flexible extension flashlight for use in aircraft inspection. Without batteries. With on-off slide switch and adjustable lens from floodlight to spotlight. 2 cell Watertight. Suspension mounted. 3.0 DC Volt.



	Lg/In.	Dia/In.
00-295-2194	24	2.250

INDUSTRIAL STRAIGHT TYPE

Aluminum Alloy body with transparent lens. Magnetic type mounting, 2 cell, no batteries.



	Lg/In.	Dia/In.
01-176-0191	7.600	1.500

Aluminum Alloy body with Plastic transparent lens. Round flat lens. Special Features: Black, spare bulb in tail cap, adjustable beam (spot to flood), 1.950 inch diameter with removable head assembly and momentary on switch. Length shown in inches. Water resistant.

	Lg	Cells
01-291-7531	10.100	2D

CLASS 6230

	Lg	Dia
00-125-5528	4.375	.500

Without batteries. With 1 miniature screw base incandescent lamp included. With translucent shield. With fixed beam and switch. Without lens. Volts DC 1.5.

	Lg	Dia
00-635-4998	5.750	.750

Round shape Aluminum Alloy body, with glass filter, 2.5V, with 2 batteries, 1 lamp, 1 infrared long wave pass filter, and a lanyard. Special feature: detachable and push button trigger, with replaceable Alkaline batteries. Uses number 14 lamp.

	Lg	Dia
00-401-0712	6.250	.820

Plastic body, Clip mounted. Round flat colorless lens, 2.5V DC. Removable light filter. Fixed light beam. Special Feature: Can be hand held, attached with a lanyard or Velcro patch. High intensity beam penetrates rain, smoke, and haze. Sliding Red filter protects night vision.

01-035-6077

WAND TYPE, WITH REMOVABLE 8 INCH AMBER SIGNALING WAND.

Without batteries. With single contact miniature flanged base type incandescent lamp included. With one clear lens. With fixed or flashing beam switch. Watertight. Removable light filter. Cone shaped 2 cell traffic baton, and 30.500 inch long Nylon cord affixed to mounting ring. Gray Plastic body. Used for traffic directing. Volt DC 3.0.

	Lg	Dia
00-926-4331	15.250	2.250

FLOODLIGHT, ELECTRIC

Round Shape

Shipboard incandescent type with standard length shield. Accommodate a 300W 120V AC/DC sealed beam lamp No. 300PAR56/WFL, not included. White lamp. CRES Gray Enamel body. Bolt mounted 3 solder lug terminals. 10 foot. THOF-3 power cable. Fixed beam. Pivot mounting. 30 degree horizontal minus 60 degree vertical. Enclosed parabolic reflector. Drip proof 15 degree.



	Dia/In.
00-889-1559	8.460

Irregular Shape

Incandescent type, 120V AC, 150W. CRES body. Red, transparent, semi-dome convex glass lens. Bracket mounted 3 wire terminals. 10 foot THOF-3 power cable. Fixed light beam. Nut and stud adjustment limits: 45 degree horizontal, 60 degree vertical. Enclosed parabolic singular reflector. Drip proof 15 degree. With light adjustment locking device. Lamp 6240-00-557-7471 furnished.

	Lg/In.	Dia/In.
01-026-4439	15.500	5.000

GUARD, LAMP

Corrosion resistant material, Plastic Vinyl coated. For use with incandescent streamer type light fixture. Hook and reflector not included.

	Lg/In.	Dia/In.
00-159-2231	5.500	3.500

LANTERN, ELECTRIC

Rectangular 3V DC (2 dry batteries). Plastic body. Incandescent lamp with single contact miniature flange. Furnished with 1 handle, 1 lamp and a switch. 1.844 inch height by 2.750 inch width by 4.875 inch length.

00-491-3584

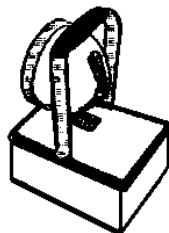
Rectangular 4.7V DC (2 dry batteries) Watertight Plastic body with two wire lead terminals. Two screw terminal lamp base for an incandescent lamp. Furnished with a switch, lamp and handle. Battery contacts are Silver.

01-141-2901

HAND CARRIED TYPE

Furnished with or without batteries.

Damage control flooding 4 Wet type storage batteries. With 1 clear, White, sealed beam. Non-focusing adjustable beam. Aluminum case with handle and moisture proof switch. 14.625 inch height by 9.000 inch length by 7.000 inch width.



00-643-3661 6V DC

Rectangular shaped Plastic body with glass lens. Accommodates 3 incandescent bulbs, and 2 dry batteries, 28V DC. 1 handle with rechargeable battery feature. Special feature: 2 lamps illuminate legend when current flows through the batteries.

	H/In.	Lg/In.	W/In
00-533-4960	1.875	4.500	2.438

UTILITY TYPE

One 6V battery. Without lamp. One incandescent lamp with double contact miniature flanged base with 1 clear lens and 1 reflective lens. Single concentrated light beam with switch and handle. For general outdoor distance illumination.

	H/In.	Lg/In.	W/In
00-500-0523	5.000	8.000	3.500


FLOATING TYPE

WATERTIGHT. Without battery. With 2 lamps, 407, PR-13. Provided with both Clear and Red lens. Capable of projecting a single concentrated light beam or a Red flashing diffused beam. With switch and handle. Height 5.750, 6 Volt DC.

00-936-8087

HEAD OR HAND TYPE

Separate light and battery case connected by flexible cable, with 1 lamp number 502. Adjustable focus. Battery case is clip mounted on belt. Used to provide illumination while walking or working. With spare lamp. Volt DC 5.1.



00-643-3562

MOUNTED TYPE

6V DC, Rectangular, Plastic body, lens and metal reflector. Incandescent lamp. Miniature bayonet lamp base. Strap mounting. 4 dry batteries required. Colorless lens. Fixed beam. Furnished with 1 lamp and 1 light case clip. Heat resistant. Watertight, corrosion, fungus, impact and moisture resistant. Replaceable battery and switch. Used on fireman's helmet.

	H/In.	Lg/In.	W/In
01-285-4396	4.500	3.500	3.500

28 V DC, rectangular, aluminum body and glass lens. Incandescent lamp. Single contact miniature flanged lamp base. Bracket mounting. 4 dry batteries required. Colorless lens, fixed beam. Furnished with 2 lamps, 1 switch, an automatic switching relay, and a replaceable battery. Vapor and gas tight. 6.500 inch length by 3.250 inch height by 6.000 inch width.

00-887-2308

SAFETY TYPE

Nonmagnetic, non-sparking, explosion-proof. Complete unit consisting of one lamp number 27 or 425, clear lens, reflector, switch, carrying bail, and other necessary parts. Used to provide illumination in confined areas, where flammable gases or vapors exist in sufficient quantity to

render the atmosphere explosive or ignitable. With spare lamp. 6 Volt DC.



	Lg/In.	Dia/In.
00-270-5419	7.500	3.500

HEAVY DUTY SERVICE TYPE, with battery.

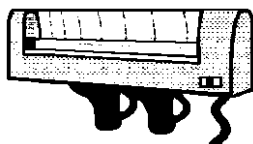
Rechargeable 4V Lead-acid, or 5V Nickel-Cadmium battery. Complete unit consisting of a lamp number. PAR-36, lamphead, battery charge, switch, handle, and cord. Capable of being hand carried or standing on base without support. Concentrated light projected up to half-mile distance and capable of continuous operation for 2.5 hours Without recharging.

	Lg/In.	H/In.	Dia/In.
00-788-7399	8.500	13	5

LIGHT, BED

FLUORESCENT TYPE. Detail lighting for berths and bunks. 8W 115V lamp accommodate. Without lamp. Equipped with 10 foot cable, toggle switch, and starter.

FOR RAIL MOUNTING

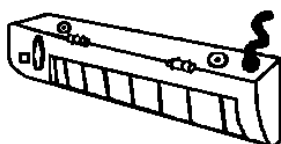


	H/In.	Lg/In.	W/In.
00-578-7547	1.500	16.625	4.062

FOR SPRING TYPE BERTHS (BUNKS). Volts AC 120.

00-808-4466

FOR PAN TYPE BERTHS BULKHEAD OR BAR MOUNTED. Volts AC 120.



00-578-7548

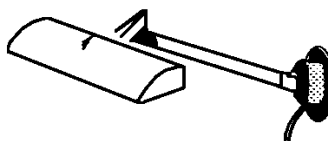
LIGHT, DESK

FLUORESCENT LAMP TYPE. Furnished without lamps. 115V, 8W.

BULKHEAD MOUNTED type. Rectangular shape mounting with 3 screws. Miniature bi-pin fluorescent lamp. 10 foot long three wire power cable. Aluminum body with Gray enamel surface. With internal reflector and switch. Instruction booklet provided.

00-548-0385

BULKHEAD MOUNTED, double arm type. One lamp accommodate. With switch and 10 foot, 3 conductor cable. Nonmagnetic. Swing radius listed. Volts AC 120.0.



00-067-4882 25 in. max

Steel body and reflector. Clamp type mounting 7 foot cable assembly and 1 external connector plug. Swivel arm with switch and circular magnifying glass, affixed to a hood. Volts AC 120.

00-873-1710

PEDESTAL MOUNTED type. Two lamps accommodate. Features a switch and a 3 conductor 9 foot cable. With illuminated shield, Brown or Bronze finish with Brown cord. Volts AC 120.

00-643-2077

Furnished without lamps.

DESK MOUNTED, rigid sectional arm. 34 inch limit. Two lamps accommodate. Enamel coated Steel body. Features a switch, illuminated reflector, and 9 foot cable assembly. Furnished without lamps. Volts AC 120.

00-682-3423

INCANDESCENT LAMP TYPE

DESK MOUNTED, weighted base type. Flexible goose neck arm, 9 inch swing, switch, and 7 foot cable assembly. One medium screw base incandescent lamp accommodate. Enamel coated Steel body with Steel reflector.

00-643-2076

DESK MOUNTED modern design. Steel base with Aluminum reflector, accommodates 4 incandescent lamps. Features: light adjustment locking device, 1 power transformer, a switch, an open end guard, and 4 lamps. 4-1/2 foot cable assembly with connector plug. Volts AC 115.

01-033-2081

LIGHT, EXTENSION

PORTABLE TYPE, FLUORESCENT

8W, 115V. A light with a 3 conductor cable, 50

foot length furnished with one lamp, globe, hook and warning label. With internal reflector. When ordering globe, use NSN 6230-00-451-6450 and lamp 6240-00-299-5546 only.

00-244-3996

115 V AC Incandescent lamp with a 36 foot long cable assembly with a connector and a plug. Plastic body and lens with open end guard. Spark proof. Furnished with a lamp, switch and transformer. 9.250 inch length by 5.000 inch diameter.

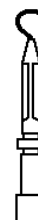
00-179-5054

120V AC lamp with Plastic body and deflector. Body is drop proof and drip proof with Rubber handle and open side guard with hook. Features: 1 starter FS-5 and 1 ballast, cable assembly wiring, 3 contact connector plug, furnished without lamp.

	Lg/In.	Dia/In.
01-087-6125	13.500	1.312

SHIPBOARD TYPE, EXPLOSION-PROOF AND WATERTIGHT, WITHOUT LAMP.

25W, 120V. A light with a 3 conductor, 100 foot long cable. Type with glass globe, hook, lamp holder and warning label. One intermediate screw base type lamp use NSN 6240-00-295-2005. Water tight and explosion proof, 1.812 diameter and 19.000 length.



00-283-9671

120V AC lamp with Plastic body and handle. Closed end guard with hook mounting. Cable assembly wiring with a 3 wire lead. 50 foot cable length. Accommodates 1 medium screw base incandescent lamp. Water tight and explosion proof.

	Lg	Dia
00-701-2947	19	5.500

250V AC lamp, with Plastic body. Open side guard with hook type mounting. Cable assembly wiring with 3 contact plug, with switch.

	Cable Lg/Ft
00-140-1165	25
00-146-8898	50

Chromium treated Steel body with open end guard, 10 foot flex cord with plug, 1 lamp, and 1 power transformer all furnished. Miniature bayonet type lamp base.

01-215-2169

CLASS 6230

LIGHT, MARKER, DISTRESS

DISTRESS AND NIGHT REPLENISHMENT, FLASHING. Watertight unit 5 inch length, consisting of a light Gray colored Plastic case, lens, lamp assembly, and 3 position slide switch. Equipped with metal safety pin for securing to fabric. Incandescent lamp and battery accommodate. D-cell battery not included, 1.60 diameter. Volts DC 1.5.

CLEAR LENS, MARKING PERSONNEL ADRIFT-AT-SEA.



00-255-0166

LIGHT, MARKER, GROUND OBSTRUCTION

Incandescent type lamp with an irregular shaped body, 6V DC, accommodates 1 battery, with a flashing light beam. Features: 3 lamps, replaceable battery, switch, 1 ballast bag, 2 hold down lines, 4 anchor pins, Fungus and moisture resistant. With Amber, Blue, Colorless, Green and Red lenses.

	Lg/In.	W/In.	H/In.
00-115-9996	11	11	11.500

LIGHT, POWER TOOL

Shipboard machine tool type, portable floating adjustable. Horizontal surface mounted by integral clamping device. One 100W 120V medium screw base lamp accommodate. With Aluminum shades, switch, 9 foot 3 conductor cable and plug.

00-883-6209

LIGHT, STATION MARKING BOX

Aluminum box and cover 15.625 inch length by 19.125 inch height 9 apertures; each with Red lens and hinged cover. 2 TRS-11 lamps include 25 foot cable with grounded plug. Bracket mounted. Carrying handle included.

00-658-3045

LOCATOR, PERSONNEL, NIGHT RESCUE

LIGHT ASSEMBLY, STREAMER

Accommodates 17, 25W lamps with medium screw base. Does not include bulbs or lamp guard (Use NSN 6230-00-159-2231 for lamp guard). Includes 50 foot cable with male plug on one end and female plug on other end. Water tight 120 Volts AC.

01-146-6918

SEARCHLIGHT

FOR USE ON SMALL NAVAL BOATS, 7 INCH SEAL BEAM.

Gray, enamel covered Copper Alloy body. Incandescent lamp with 10 inch 3 wire cable. Fixed beam. Spray Tight. Local control.

00-215-6362

HIGH-INTENSITY SIGNALING SEARCHLIGHTS FOR SHIPBOARD USE, 12 INCH. INCANDESCENT LAMP.

Irregular shape

115V AC or 30V DC. Mogul bi-post lamp base. Flat, round, smooth back, colorless and transparent lens. Socket type terminal with 15 foot. power cable. Hood illumination directing device. Fixed beam, with local shutter interrupted beam control. Parabolic enclosed singular reflector. Weatherproof-NEMA TYPE 3. Lamp furnished. Item is deck mounted.

00-412-9375

115V AC Steel body and deflector with an Aluminum reflector. Transparent glass lens with bracket type mounting. Fixed light beam with locally operated shutter. Has parabolic shaped reflector.

	Lg/In.	W/In.	H/In.
01-118-6816	21.375	20.750	29.500

Straight shape

Aluminum body, reflector and illumination directing device. 1 transparent flat round, with mogul bi-post type mounting. One 15 foot lead cable wiring terminal. Fixed, remote, interrupted shutter beam. Enclosed, parabolic reflector. Corrosion resistant. Non-magnetic, heat tempered lens. Switch, 2 handles and 1 lamp provided.

	Lg/In.	Dia/In.
00-919-2386	20.500	12

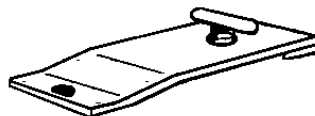
BODY ASSEMBLY, LANTERN

WATERTIGHT BASIC SUBASSEMBLY. Consisting of a housing with lamp-holder attached. Furnished with lamp number 4546. Two batteries accommodate. Used with manually operated and relay operated subassemblies.

	H/In.	Lg/In.
00-783-6519	5.625	6.500

BRACKET ASSEMBLY, LANTERN, HAND

Steel, Cadmium or Zinc Plated. 3.625 inch length by 1.50 inch width with lug for mounting watertight lantern to bulkhead.



00-968-7831

FILTER ASSEMBLY, LIGHT, DESK

ADJUSTABLE RED FILTER ASSEMBLY. 12.750 inch length by 5.178 inch width. For use with 115V 8 W bulkhead mounted desk lamps. 120 Volts AC.

00-548-2040

FILTER, FLASHLIGHT

PLASTIC, traffic directing, 1.750 inch diameter by .030 inch thick.

00-504-8342	Amber
01-189-1480	Aviation Blue
00-504-8341	Green
00-111-0190	Red

FILTER, LANTERN, ELECTRIC

Red Acrylic heat resistant Plastic. 4.125 inch diameter. For use with watertight lanterns.

00-969-3918

HANDLE AND SWITCH, LANTERN

Molded Plastic handle with two wire leads with terminal lugs for number 8 screw, Rubber gasket, and toggle switch with boot. Used for attaching to body assembly, lantern (6230-00-783-6519). For manually actuated assembly.

00-776-5920

HOLDER, LIGHT. 4.750 inch length by 1.500 inch width with 2 holes and slot for mounting portable watertight lantern.



00-578-7401

HOLDER, LIGHT. Copper, enamel finish. Used to support portable watertight lanterns over surgical table on board ship.



00-843-5991

HOOD ASSEMBLY, SEARCHLIGHT

Features: 1 stationary flange, 1 locking flange, 1 drawn barrel, 1 diaphragm, 5 round, flat, glass filters (Red aviation, Green aviation, Yellow identification type 2, White aviation, and Amber special type).

00-332-0125

SCREENING HOOD, SEARCHLIGHT

Steel material, Cadmium or Zinc Plated.
Features a stationary flange.

00-295-2741

SHIELD, FIXTURE, LIGHTING

Copper alloy material with baked enamel dull Black finish. Cone style with six, .250 inch diameter mounting holes, spaced equally on a 9.062 inch bolt circle.

	Dia/In.	H/In.
00-548-0107	17	5.500

CLASS 6240 ELECTRIC LAMPS

NOTE: As non-plastic alternatives to items currently in use are identified, information will be provided through shopping advisory messages and the Afloat Shopping Guide. To help you shop more "wisely", items recommended for shipboard use will be annotated with "NP" by the National Item Identification Number.

CASE, LAMP

BRASS, CADMIUM PLATED SPARE LAMPHOLDER. 2.875 inches long excluding handles, .406 inch diameter without locking device.

00-688-5301

	Volts	Amps	Lg./In.	Dia./In.	Color
01-066-9693	10	.08	1.140	.328	Red
00-065-6812	14	1.12	1.142	.330	Colorless
00-176-5579	14	1.12	1.142	.330	Green
00-105-6341†	14	.08	1.142	.340	Red
01-126-2980	16	.04	1.244	.330	Colorless
00-910-3297	28	.04	1.140	.330	Green
00-910-3282†	28	.04	1.142	.330	Red
01-020-2655*	28	—	1.140	.330	Red
00-045-4588	28	.04	1.142	.330	Clear
00-143-6695	120	.025	1.328	.340	Clear

* Light emitting, diode type.
 † Spherical

LAMP ASSEMBLY

2 Incandescent lamps, 1 Lamp mounting board. Unthreaded hole mounting. .812 inches long by .250 inches wide.

00-065-3703

LAMP, CARTRIDGE

NEON GLOW LAMP TYPE

CARTRIDGE TWO PIN POLARIZED BASE

Aluminum sleeve, plastic lens. Circuit voltage, Resistor Value/Location and lens color indicated.

SHORT CYLINDRICAL SHAPE

	Volts	Resistor Value/Loc	Lg./In.	Dia./In.	Color
01-006-4216	120	22K/Int	1.265	.330	Red
00-361-1421	120	33K/Int	1.265	.330	Colorless
00-256-6410	120	33K/Int	1.140	.330	Red
01-005-3456	120	100K/Int	1.328	.330	White

LONG CYLINDRICAL SHAPE

	Volts	Resistor Value/Loc	Lg./In.	Dia./In.	Color
00-480-7896	120	33K/Int	1.290	.330	Amber
00-902-6554	120	47K/Int	1.328	.330	Clear

LONG STOVEPIPE SHAPE

	Volts	Resistor Value/Loc	Lg./In.	Dia./In.	Color
00-176-6050	120	33K/Int	1.290	.330	White
00-763-4895	120	33K/Int	1.290	.330	Colorless
00-926-6914	120	100K/Int	1.287	.330	Clear

INCANDESCENT TYPE

CARTRIDGE TWO PIN POLARIZED BASE

Aluminum sleeve, Plastic lens. Voltage, Current and lens color indicated.

SHORT CYLINDRICAL SHAPE

	Volts	Amps	Lg./In.	Dia./In.	Color
00-151-5382	2.7	.06	1.140	.330	Green
00-151-5380	2.7	.06	1.140	.330	Blue
01-038-3761*	5.0	.06	1.140	.330	Green
00-053-1421	10	.04	1.141	.328	Red

LONG STOVEPIPE SHAPE

	Volts	Amps	Lg./In.	Dia./In.	Color
01-069-7693*	1.8 DC	—	.625	.285	Red
01-024-3661*	14 DC	—	1.140	.330	Red

* Light emitting, diode type.

SHORT STOVEPIPE SHAPE

	Volts	Amps	Lg./In.	Dia./In.	Color
00-548-3992*	5 DC	—	1.140	.340	Red

* Light emitting, diode type.

FLUSH TYPE

	Volts	Amps	Lg./In.	Dia./In.	Color
00-350-8356	10	40.0	.968	.330	Red
00-158-8771	—	.06	.969	.330	Red

SUB-MINIATURE TWO PIN BASE

Aluminum sleeve, Plastic lens. Voltage, current, and lens color indicated.

SHORT CYLINDRICAL SHAPE

	Volts	Amps	Lg./In.	Dia./In.	Color
00-432-1320*	120	.025	1.272	.290	Clear

* Plastic sleeve, glass lens.

LAMP, FLASHTUBE

LARGE THREE PIN BASE

HORIZONTAL HELIX STYLE

	DC Volts	Bulb light	Lg./In.	Gas type
01-251-1427	12	Colorless	—	Neon

NINE PIN BASE STYLE

Linear with outer bulb, Xenon gas filled

	DC Volts	Bulb light	Lg./In.	Gas type
00-422-1278	—	White	1.34	Xenon

CLASS 6240

LAMP, FLUORESCENT

GENERAL LIGHTING, STRAIGHT TUBULAR STYLE. Lamp industry number, length, wattage, and color listed.



MINIATURE PINLESS BASE

	Watts	Color
00-813-6328	13	Cool White

STANDARD PREHEAT STARTING, MINIATURE BI-PIN BASE.

	Watts	Color	Part No.	Lg/In.
00-796-6240	4	Daylight	F4T5/D	6
00-295-2652*	4	Cool White	F4T5CW	6
00-683-0723	6	Black	F6T5/BLB	9
00-299-5546	8	Cool White	F8T5/CW	12
00-152-2999	8	White	F8T5/W	12
00-427-7448	8	Daylight	F8T5/D	12

* Rapid start

STANDARD PREHEAT STARTING, MEDIUM BI-PIN BASE.

	Watts	Color	Part No.	Lg/In.
00-152-2982	15	Cool White	F15T8/CW	18
00-583-3668*	15	Cool White	F15T12/CW	18
00-152-2992	15	Daylight	F15T8/D	18
00-189-2744	15	Daylight	F15T12/D	18
00-152-2996	20	Cool White	F20T12/CW	24
00-152-2993	20	Daylight	F20T12/D	24
00-152-2983	20	White	F20T12/W	24
01-004-3107†	35	Cool White	F35T12CW/RS	48
01-168-1581‡	35	Cool White	—	24
00-935-7029†	40	Cool White	—	48

* Waterproof terminals

† Rapid start

‡ Energy saving product

RECESSED DOUBLE CONTACT

	Watts/In.	Color	Part No.	Lg/In.
01-344-9520	55	—	—	48

INSTANT STARTING, MEDIUM BI-PIN BASE.

	Watts/In.	Color	Part No.	Lg/In.
01-053-8462	35	White	—	48
01-029-8652	40	Cool White	F40T12/CW/IS	48

INSTANT STARTING SINGLE PIN BASE.

	Watts/In.	Color	Part No.	Lg/In.
01-029-8652	60	Warm White	F96T12/CW/WM	96

RAPID STARTING, MINIATURE BI-PIN BASE.

	Watts/In.	Color	Part No.	Lg/In.
01-123-0248	8	Cool White	F8T5/CW-SK	12

RAPID STARTING, MEDIUM BI-PIN BASE.

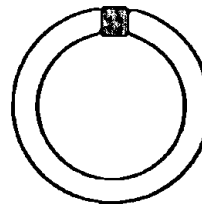
	Watts/In.	Color	Part No.	Lg/In.
00-152-2996	20	Cool White	F20T12/CW-SK	24

RAPID STARTING, RECESSED DOUBLE CONTACT BASE.

	Watts/In.	Color	Part No.	Lg/In.
00-933-5075	60	Cool White	F48T12/CW/HO/HT	48

GENERAL LIGHTING, CIRCULAR STYLE.

RAPID STARTING, 4 PIN BASE.

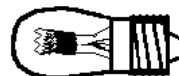


	Watts/In.	Color	Part No.	Lg/In.
00-556-8655	22	Cool White	FC8T9/CW	8.250 Dia

LAMP, GLOW

ARGON GAS FILLED LAMPS. Watts, Bulb type, and Industry number listed.

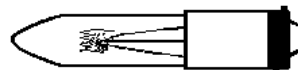
CANDELABRA SCREW BASE, designed for 110-125V circuit.



	Watts/In.	Bulb	Color	Lg
00-179-1806	.250	T-4-1/2	Blue	1.531

NEON INDICATOR LAMPS, Designed for 105/150V.

MIDGET FLANGED BASE



	Watts/In.	Bulb	Color	Lg
00-113-1912	.058	T-2	Red	.625
01-134-6987	.142	T-1-3/4	Red/Yellow	.688
00-014-2870	.143	T-1-3/4	Red	.625
00-951-3376	.166	T-2	Red	.625
00-723-3378	.333	T-2	Red	.938
00-421-1862	.400	T-1-3/4	Red	.625
00-024-5086	.470	T-2	White	.625
00-183-0120	—	T-1-3/4	Red	.625

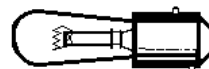
SUB MIDGET FLANGED BASE.

	Watts/In.	Bulb	Color	Lg
01-234-2081	.495	T-1	Colorless	.375
00-892-4420	.083	T-2	Red C7A	.938

MINIATURE BAYONET BASE

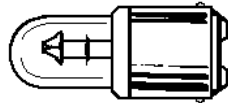
	Watts/In.	Color/Bulb	P/N	Lg
00-223-9100	.040	Red T-3-1/4	B1A(NE-51)	1.188
00-682-3411	.142	Red T-3-1/4	B2A(NE-51H)	1.188

SINGLE CONTACT BAYONET CANDELABRA BASE.



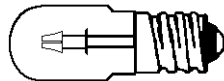
	Watts/In.	Color/Bulb	PN	Lg
00-299-6970	.250	White T-4-1/2	B8A(NE-47)	1.500

DOUBLE CONTACT BAYONET CANDELABRA BASE.



	Watts/In.	Color/Bulb	PN	Lg
00-060-1891	1	Red S-7	R1A(NE-79)	2.000
00-223-9105	3	Red S-14	80204-R9A	3.938

CANDELABRA SCREW BASE

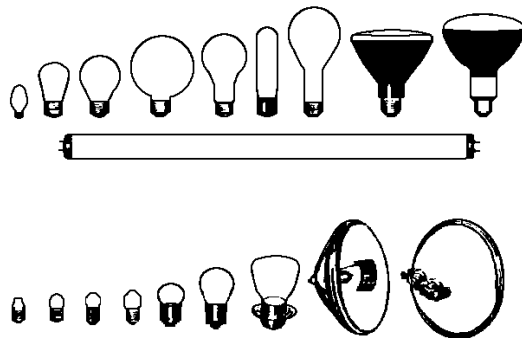


	Watts/In.	Color/Bulb	PN	Lg
00-179-1814	.250	Red T-4-1/2	B7A(NE-45)	1.531

LAMP, INCANDESCENT

TUNGSTEN FILAMENT LARGE LAMP GROUP.

Wattage, voltage, lamp color, size, shape, and lamp industry number as listed below.



SINGLE CONTACT BAYONET CANDELABRA BASE.

	Watts/Volts	Color/Bulb	PN	Lg
00-227-0135	2.750W-55V	Colorless T-3-1/4	—	1.188
00-924-7525	5.120W-32V	Colorless	—	1.440
00-944-9727	7.965W-13.5V	Colorless G-6	—	1.438
01-029-1113	15W-12.5V	White R-14	15R14SC/FL	2.625
00-924-7526	12.8V	White C-6	1156	2.000
01-206-0998	10W-24V	Colorless	—	—
00-060-4707	14.560W-28V	Colorless	1309	1.750
00-019-3093	10.360W-28V	White G-6	—	1.438
00-155-8716	16.832W-6.4V	Colorless S-8	1129	2.000
00-155-7788	18.200W-28V	Translucent	—	2.000

SINGLE CONTACT BAYONET CANDELABRA INDEXING BASE.

	Watts/Volts	Color/Bulb	PN	Lg
01-262-5786	40W-6.2V	Colorless C6	—	2.504
01-262-5787	43W-28V	Colorless CC6	—	2.407
01-262-0145	43W-28V	Colorless	—	2.504
00-522-2943	75W-28V	Colorless	—	1.875

DOUBLE CONTACT BAYONET CANDELABRA BASE.

	Watts/Volts	Color/Bulb	PN	Lg
01-248-4606	6W-125V	Colorless S6	—	1.875
00-797-4370	9.1W-8V	Colorless G-6	—	1.438
00-260-0399	10W-120V	Colorless	—	2.188

	Watts/Volts	Color/Bulb	PN	Lg
00-143-3060	6W-120V	Colorless S-6	W-L-101/130	1.812
00-756-3524	6W-130V	Colorless S-6	—	1.875
00-879-0771	6W-145V	Colorless	—	1.812
00-892-6102	10W-120V	Colorless B5-C	—	2.188
00-617-1717	15W-120V	Colorless T-7	15T7DC-115-125V	2.250
00-617-1718	15W-120V	White T-7	—	2.250
00-155-8653	25W-120V	Colorless T-8	—	2.625
00-274-4027	25W-130V	White T-8	25T-8DC-1F	2.625
00-412-2307	30W-64V	Colorless	—	2.375
00-155-7923	36W-28V	Colorless S-11	312	2.375

INTERMEDIATE SCREW BASE

	Watts/Volts	Color/Bulb	PN	Lg
00-143-7424	25W-120V	White T-6-1/2	—	5.500
00-504-2507	25W-120V	T-6-1/2	5T6-1/2F-120V	5.500

MEDIUM SCREW BASE

	Watts/Volts	Color/Bulb	PN	Lg/In.
00-186-3260	10W-120V	Colorless S-14	10S14-120V	3.500
00-064-4064	11W-130V	Colorless	11S14-130V	3.500
00-143-3071	15W-120V	Frost White A-15	15A15-120v	3.500
00-143-3059	25W-120V	White A-19	—	3.938
00-143-3055	25W-120V	White T-10	—	5.625
00-927-3839	25W-120V	White A-19	—	3.875
00-577-3425	25W-120V	Blue A-19	—	3.875
00-143-7418	25W-120V	Red A-19	25A-R-115	3.938
00-196-6442	25W-120V	White A-19	25A/RS	3.875
00-577-3427	25W-120V	Green A-19	—	3.937
00-577-3430	25W-120V	Yellow A-19	—	3.938
00-106-9636	25W-120V	White A-19	—	4.500
00-940-7090	30W-120V	White R-20	—	3.938
00-266-6254	40W-120V	White A-15	40A-15	3.500
00-846-9815	40W-120V	White T-10	40T10-1F	5.625
00-143-3070	50W-120V	White A-19	50A-RS	3.937
00-959-6735	50W-120V	White R-20	—	3.938
00-927-3845	50W-120V	White A-19	50A/RS/TF 115-125V	3.875
00-255-0163	50W-120V	Colorless A-19	50A19-31 -115-125V	3.938
00-958-6632	50W-250V	White A-19	—	3.875
00-617-1740	60W-120V	White A-19	—	4.438
00-194-7924	75W-120V	White A-21	75A21-RS	5.250
00-538-8888	100W-120V	Colorless A-21	100A-SP	4.375
00-824-4676	92W-120V	White A-21	100A/RS/TF	5.312
01-157-5114	90W-130V	White A-19	—	4.312
00-246-5052	100W-120V	White A-21	100-A-RS	5.312
00-143-7436	98W-120V	Colorless A-23	100AD-115	6.062
00-578-6820	110W-120V	White R-30	100R-30/FL/RS	5.375

MEDIUM SCREW, SKIRTED BASE.

	Watts/Volts	Color/Bulb	PN	Lg/In.
00-946-0938	100W-120V	Amber PAR-38	100PAR/A 115-124V	5.312
01-344-9475	90W-130V	White Par-38	—	5.312
01-344-5139	90W-130V	Colorless Par-38	B16 Par	5.312

MOGUL BI-POST BASE

	Watts/Volts	Color/Bulb	PN	Lg/In.
00-250-6435	1000-120V	Colorless T-20	—	9.500

MOGUL, SCREW BASE

	Watts/Volts	Color/Bulb	PN	Lg/In.
00-266-6227	1000-120V	Colorless G-40	1MG40FL	8.000
00-985-5234	1000-120V	Colorless PS-52	1000-99	13.062

MOGUL SCREW BASE, THREE CONTACT

CLASS 6240

	Watts/Volts	Color/Bulb	PN	Lg./In.		Power Req	Color/Bulb	PN
00-519-1221	50W-120V	White P-25	50/50P25/28	5.062	00-866-4002	150W-21V	White T-12	W/integral reflector

MOGUL, END PRONG BASE.

	Watts/Volts	Color/Bulb	PN	Lg./In.
00-828-3039	—	White Par-36	—	4.375
00-553-8891	300W-120V	Colorless Par-56	300Par56MFL	5.000
00-569-5854	300W-120V	Colorless Par-56	300Par56NSP	5.000
00-299-4740	399W-115V	Colorless Par-56	399Par115V	5.250
00-843-0698	500W-120V	White Par-56	B16 Par	5.000


TWO CONTACT, LUG BASE, AUTOMOTIVE

	Watts/Volts	Color/Bulb	PN	Lg./In.
00-643-0687	60W-28V	Colorless PAR-46	—	4.090

THREE CONTACT, MEDIUM SCREW BASE.

	Watts/Volts	Color/Bulb	PN	Lg./In.
00-577-8455	50W-115V	White T-12	50/50T12-115V	5.312

TWO SCREW TERMINALS BASE.



	Watts/Volts	Color/Bulb	PN	Lg./In.
00-577-3357	2.3W-4.7V	Colorless Par-36	4512	2.750
00-866-4143	2.3W-4.7V	Colorless Par-36	4546	2.750
00-155-7779	1.378W-2.6V	Colorless Par-36	4501	2.750
00-946-4809	18W-12.8V	Red Par-36	4414R	2.750
00-485-6012	25W-12V	Colorless Par-36	Par2536NSP	2.750
00-268-8200	30W-6.2V	Colorless Par-36	4010	3.750
00-836-2079	35W-12.8V	Colorless Par-36	4411	2.750
00-196-4518	50W-28V	Colorless Par-36	4502	2.750
00-635-4643	50W-28V	Colorless Par-36	4505	2.750
00-132-5338	50W-28V	Red Par-36	4505R	2.750
00-132-5317	50W-28V	Colorless Par-36	4593	2.750
00-193-0941	100-12.5V	Colorless Par-56	4543	5.000
00-942-5018	100W-13V	Colorless Par-36	4316RX	2.750
00-295-2118	100W-28V	Colorless Par-36	4594	2.750
00-917-0772	100W-28V	Colorless Par-36	4627	2.750
00-690-1094	150W-28V	White Par-46	W-L-50	3.750
00-917-0771	150W-28V	Colorless Par-36	4626	2.750
00-132-5328	150W-28V	Colorless Par-46	4570	3.750
00-984-3354	150W-32V	Colorless Par-46	150Par-4601 MINE	4.0
00-577-8450	250W-28V	White Par-36	4596	4.0
00-617-0994	250W-28V	Colorless Par-64	4552	4.0
00-583-3334	250W-28V	Colorless Par-46	—	—
00-917-0774	300W-120V	Colorless Par-56	300Par56/2SP	5.0
00-145-1148	300W-120V	Colorless Par-56	300Par56-MFL	5.0
00-056-0737	300W-120V	Colorless Par-56	300Par56 -MFL	4.5
00-372-4841	300W-120V	Colorless Par-56	300PAR56 -4WFL	3.125
00-821-5125	450W-28V	Colorless Par-46	4554	3.125
00-283-9901	450W-28V	Colorless Par-46	4580	3.750
00-557-3065	450W-28V	White Par-46	4581	3.125
00-594-7138	450W-28V	Colorless Par-46	4582	3.750
00-155-7774	450W-28V	Colorless Par-56	4541	5.0
00-145-1161	400W-28V	Colorless Par-64	Q4559	4.0
00-283-9598	600W-28V	Colorless Par-64	4559	3.779

FOUR PIN INDEXING BASE

RECESSED SINGLE CONTACT BASE

	Power Req	Color/Bulb	PN
01-143-6991	45W-7V	Colorless T-2-1/2	—
00-169-6408	100W-.60V	Colorless T-3	Q100T3/6CL
00-416-6140	200W-20V	White T-3	DDN
00-946-2171	500W-120V	Colorless T-3	—

MEDIUM PREFOCUS BASE

	Power Req	Color/Bulb	PN
00-284-0129	1000W-120V	White T-6	B25T

MEDIUM BI-POST BASE

	Power Req	Color/Bulb	PN
00-578-6636	300W-120V	White T-20	300T20-3-120V
00-916-8212	300W-120V	White T-20	—

MEDIUM SIDE PRONG BASE

	Power Req	Color/Bulb	PN
00-557-7471	150W —	White Par-38	150
00-808-7909	200W-125V	Colorless Par-46	—

THREE WIRE LEADS BASE

	Power Req	Color/Bulb	PN
00-966-3831	70W-28V	White Par-56	—

TUNGSTEN FILAMENT MINIATURE LAMP GROUP.

SUB-MIDGET FLANGED BASE

	Power Req	Color/Bulb	PN
00-062-6174*	5V-.3A	White T-1	—
00-727-2457	5V-.3A	White T-1	—
00-372-4785	5V-.06A	Colorless T-1	6180
00-264-9652	5V-.075A	White T-1	714AS15
00-764-8237	5V-.115A	Colorless T-1	718
00-102-4003	5V-.115A	Colorless T-7/8	1AS25
00-176-5648	10V-.027A	Colorless T-1	—
00-437-5216	18V-.026A	Colorless T-1	7241
00-143-6558	28V-.024A	Colorless T-1	6839

* Features insulated internal lead wires. General Instrument Corporation.

MIDGET FLANGED BASE

	Power Req	Color/Bulb	PN
00-228-7130	1.35V-.06A	Colorless T-1-3/4	331
00-851-5356	2.5V-.2A	Colorless T-1-3/4	368
00-542-6571	2.7V-.06A	Colorless T-1-3/4	338
00-941-2699	3V-.045W	Colorless T-1-3/4	—
00-491-0402	5V	Colorless T-1-3/4	—
01-137-5888	5V	Colorless T-1-3/4	—
00-852-0688	5V-1.050W	Red T-1-3/4	—
00-132-4011	5V-.06A	Colorless T-1-3/4	7333
00-491-0402	5V-.06A	Colorless T-1-3/4	—
01-097-4722	5V-.06A	Colorless T-1-3/4	—
01-074-5503	5V-.072A	Colorless T-1-3/4	—
00-145-1182	5V-.115A	Colorless T-1-1/4	7335AS15
00-489-8529	5V-.2A	Colorless T-1-3/4	339AS15
00-683-0560	6V-.04A	Colorless T-1-3/4	345
00-155-7857	6V-.2A	Colorless T-1-3/4	328
00-801-5941	6V-.2A	Colorless T-1-3/4	328AS10
00-926-7603	6.3V-.04A	Colorless T-1-3/4	380
00-770-2618	6.3V-.07A	Colorless T-1-3/4	377
00-940-7072	6.3V-.15A	Colorless T-1-3/4	350
00-962-0525	6.3V-.2A	Colorless T-1-3/4	349

CLASS 6240

	Power Req	Color/Bulb	PN
00-155-7824	12.8V-1.04A	Colorless S-8	1047
00-019-0877	28V-.23A	Colorless G-6	1251
00-044-6914	28V-1.02A	Colorless S-8	1683
00-155-7848	28V-.3A	Colorless S-6	303
00-155-7784	28V-.67A	Colorless S-8	307
00-155-7924	28V-1.29A	White S-11	311
00-155-7932	28V-1.5A	Red S-11	311R
00-186-6276	28V-.71A	White R-12	1385

SINGLE CONTACT BAYONET CANDELABRA INDEXING BASE

	Power Req	Color/Bulb	PN
01-262-0149	6.2V-43W	Colorless GG-12131	—
01-262-5786	6.2V-43W	Colorless GG-12A1	—
01-262-0148	28V-28W	Colorless GG-10	—
01-262-5787	28V-43W	Colorless GG-12B1	—

SINGLE CONTACT MINIATURE FLANGED BASE.

	Power Req	Color/Bulb	PN
00-984-1887	2.3V-.27A	White B-3-1/2	—
00-155-7786	2.38V-.5A	White B-3-1/2	PR2
00-155-8675	2.47V-.3A	Colorless B-3-1/2	PR6
00-155-7916	3.57V-.5A	Colorless B-3-1/2	PR3
00-155-7915	3.7V-.3A	Colorless B-3-1/2	—
00-844-1758	4.7V-.5A	Colorless B-3-1/2	PR13
01-137-4608	5V-.12CP	Colorless T-7/8	—
01-035-5294	28V-1.12W	Colorless T-1-3/4	—

SPECIAL SLEEVE

	Power Req	Color/Bulb	PN
00-144-4517	28V-3.5A	Colorless T-3	1970

DOUBLE CONTACT BAYONET CANDELABRA BASE.

	Power Req	Color/Bulb	PN
00-155-8694	6.4V-2.63A	White S-8	1130
00-797-4370	8V-1.14A	Colorless G-6	82
00-968-9274	6.5V-2.75A	White S-8	—
00-155-8696	6.8V-1.91A	Colorless S-8	88
00-155-8663	7V-.73A	Colorless G-6	64
00-295-2729	12.5-3.04A	White RP-11	1196
00-014-2455	12.8-3.04A	White S-8	94
00-155-8693	12.8-1.07A	White S-8	1142
00-019-3066	11.75-5.1A	Colorless G-16	—
00-553-1038	24V-.25A	Colorless S-6	6S6DC
00-155-8661	13V-5.8A	White G-6	90
00-019-0878	28-.23A	Colorless G-6	1252
00-269-0966	28V-.418A	Colorless S-8	1696
00-155-8726	28V-.61A	Colorless S-8	1692
00-155-8725	28V-.71A	White S-8	1204
00-635-9798	28V-.86A	White G-9	—
00-155-8686	28V-1.02A	Colorless S-8	1638
00-683-0725	30V-.2A	White S-6	6S6DC30
00-973-6163	120V-.02A	Colorless S-6	3S6DC
00-143-3037	130V-.46A	Red S-6	6S6DCR

DOUBLE CONTACT BAYONET CANDELABRA INDEXING BASE.

	Power Req	Color/Bulb	PN
00-889-1799	12.8-.059A	Colorless S-8	1157
01-206-0998	24V-10W	Colorless	904-00006
01-170-0702	24V-25W	Colorless T-8	—
00-061-0312	28V-1.43A	White GG-12	No. A7796A24
00-877-3405	28V-.93A	Colorless S-8	—

DOUBLE SLIDE BASE

	Power Req	Color/Bulb	PN
00-433-2707	8.5V-7.3A	Colorless T-3	—
00-283-0147	13V-5.7A	Colorless T-3	1976

CANDELABRA SCREW BASE

	Power Req	Color/Bulb	PN
00-068-0249	12V-.008A	White S-6	8A-S6-12V
00-143-7513	24V-6W	White S-6	6S6-24V
00-155-7878	30V-6W	Colorless S-6	6S6-30V
00-269-0944	48V-6W	White S-6	6S6-48V
00-143-7510	120V-3W	Colorless S-6	3S6-5
00-143-3049	120V-6W	Colorless S-6	6S6
01-168-1580	120V-4W	Colorless-C-7	—
00-156-1566	120V-10W	White C-7	10C7-115
00-617-1719	120V-15W	Colorless T-7	15T7C-115
00-243-8331	120V-15W	Frosted White T-7	15T7C-1F
00-143-3057	120V-25W	White T-8	25T8C-115
00-143-7432	125V-6W	Colorless S-6	6S6
00-473-6138	127.5V-6W	White S-6	6S6-3-125
00-151-4914	250V-10W	Colorless S-6	10S6-10

KNURLED SCREW (KOLLSMAN) BASE.

	Power Req	Color/Bulb	PN
00-155-7864	3V-.19A	Colorless T-1-1/4	323
00-155-7863	3V-.19A	Red T-1-1/4	323R
00-623-3618	28V-.04A	White T-1-3/4	No. 9906-1
00-051-4843	28V-.04A	White T-1-3/4	8623

TELEPHONE SLIDE NUMBER ONE.

	Power Req	Color/Bulb	PN
00-153-6515	48V-.035A	Colorless T-2	—
00-179-1802	60V-.05A	White T-2	60A-1

TELEPHONE SLIDE NUMBER FIVE

	Power Req	Color/Bulb	PN
00-937-6083	1.120W-1.100V	Colorless T-2	28PSB
00-110-4497	6V-.14A	Colorless T-2	6PSB
00-902-4660	120V-.25A	Colorless T-2	120PSB

TWO PIN BASE

	Power Req	Color/Bulb	PN
00-144-3082	21V-150W	White MR-16	EJM
01-030-6280	35V-300W	Colorless T-3-1/2	—
01-035-6870	82V-360W	Colorless MR-16	ENX
00-143-4782	120V-250W	White MR-16	ENH

TWO PIN PREFOCUS BASE

	Power Req	Color/Bulb	PN
00-419-4301	120V-600W	Colorless T-7	DYV

TWO SLIP-ON TERMINALS BASE

	Power Req	Color/Bulb	PN
01-023-0399	36V-1.6A	Colorless Par-36	4350

WIRE TERMINALS, DOWN, BASE.

	Power Req	Color/Bulb	PN
00-183-0517	2.5V-.35A	Colorless TL-1-3/4	—
01-081-1368	4.5V .260A	White T-3/4	—
01-304-6355	5V	Colorless T-1	—
01-006-0747	5V .300W	Colorless T-1-3/4	—
00-145-1536	5V .375W	Colorless T-1	—
01-143-7702	5V .575W	Colorless T-1	—
00-183-0669	5V .575W	White T-3/4	—
00-442-6327	5V-.03A	Colorless T-1	7210
00-436-5389	5V-.06A	Colorless T-1	6832

	Power Req	Color/Bulb	PN
00-060-2941	5V-.06A	Colorless T-1	683
00-878-1965	5V-.06A	Colorless T-1	680
00-824-0924	5V-.115A	Colorless T-1	7152
00-781-9899	5V-.115A	Colorless T-1	715AS15
00-926-4462	5V-.115A	Red T-1	—
00-949-8109	6.3V-.20A	Colorless T-1-3/4	2181D
01-314-8245	8.5V 62W	Colorless B6E	—
01-237-1481	8.5V 62W	Colorless T-3	—
01-146-8219	8.5V 62W	Colorless T-3	60-3203-1
01-238-5374	28V .560W	Colorless T-1	—
01-072-9431*	28V .560W	Colorless T-1	—
00-168-0411	28V-.024A	Colorless T-1	6838

* Red insulator with flood beam.

TUNGSTEN FILAMENT PHOTOGRAPHIC LAMP GROUP.

TAB BASE

	Power Req	Color/Bulb	PN
00-885-4049	28V-150W	White T-4	1959


WEDGE BASE

	Power Req	Color/Bulb	PN
00-925-2148	6.3V-.25A	Colorless T-3-1/4	259

TUNGSTEN FILAMENT TYPE, WITH PARABOLIC REFLECTOR.

MEDIUM SCREW BASE

For service other than illumination. Burn only in porcelain sockets. Heat resistant glass.



	Power Req	Color/Bulb	PN
00-712-3090	120V-250W	Infrared R-40	250R40-10

LAMP, MERCURY VAPOR

SEARCHLIGHT TYPE



TWO FLEXIBLE WIRE LEAD TERMINALS.

Burn in vertical position. Clear White bulb.

	Power Req	Color/Bulb	PN
00-170-5302	300W 1000V	White T-2	—

AD MEDIUM SCREW SKIRTED

	Power Req.	Color/Bulb	PN
00-233-3680	100W	Black Par-38	—

MOGUL SCREW

	Power Req	Color/Bulb	PN
01-012-0829	100W	Colorless BT-56	M47Par-1000/U

LAMP, SODIUM

THREE CONTACT MEDIUM BAYONET

B25 T bulb style. Translucent light transmission and inside coated. 18,000 hours average burning life.

	Power Req	Color/Bulb	O/A Lg/In.
01-097-8685	70V-35W	Light Yellow T-2-1/8	12.188
01-097-8686	105V-55W	Colorless T-17	16.750
01-097-8687	115V 90W	Colorless T-21	20.750
01-097-8688	160V-135W	Light Yellow T-2-11/16	30.500

CLASS 6250

BALLASTS, LAMPHOLDERS AND STARTERS

NOTE: As non-plastic alternatives to plastic items currently in use are identified, information will be provided through shopping advisory messages and the Afloat Shopping Guide. To help you shop more "wisely", items recommended for shipboard use will be annotated with "NP" by the National Item Identification Number.

BALLAST, LAMP

SINGLE LAMP ACCOMMODATION

Preheat starting. Low power factor. 60 cycles, AC. Starter required. Wire lead terminals. Number of terminals and mounting method shown.



	Watt	Volt	Amp	Term	Lg-W-H/In.	Mount Method
00-295-2735	8	118	.17	2	2.140 x 1.640 x .969	A/A
00-569-9501	8	115	.16	2	4.438 x 2.375 x 1.438	4 hole
01-087-1553	A/A	115	A/A	8	3.688 x 1.875 x 1.250	4 hole
00-477-4148	12.5	115	.16	8	1.562	1 hole
00-569-9502*	20	118	.38	2	2.018 x 1.270 x 1.773	A/A
01-262-0229	40	120	.440	6	9.5 x 2.375 x 1.50	4 hole

* High power factor

TWO LAMP ACCOMMODATION

With automatic resetting thermal protector. Rapid or instant start. Starter not required. Number of terminals and mounting method shown.

Non-Spec

With rapid or instant start. Starter not required.

	Watt	Volt	Amp	Term	Lg-W-H/In.	Mount Method
00-485-1024	20	120	.500	8	9.500 x 2.375 x 1.500	4 hole
01-279-6307	40	120	—	6	9.500 x 2.375 x 1.500	
00-892-5248	40	A/A	A/A	8	9.625 x 3.313 x 2.620	A/A
01-341-7894	40	120	.730	8	9.500 x 2.375 x 1.500	4 hole

THREE LAMP ACCOMMODATION

High power factor, rapid start. 60 cycles, AC. Starter not required. 4 wire lead terminals one end - 6 other end. Number of terminals and mounting method shown. Rated 35-60 Watts. Non Spec Item.

	Watt	Volt	Amp	Term	Lg-W-H/In.	Mount Method
00-906-8083	60	120	1.700	10	11.750 x 3.125 x 2.625	4 holes or 2 slots

LAMPHOLDER

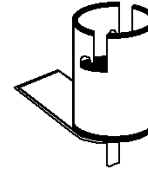
BAYONET STYLE

Midget flanged base with three male plug terminals. Aluminum body material. Bushing and panel mounting. Watertight.

	Dia/In.	H/In.
01-212-8721	.500	.720

CANDELABRA STYLE

Double Contact Bayonet Candelabra. Plastic body with Brass shell. 2 setscrew terminals. Mounted with one snap button. Any acceptable mounting procedure.



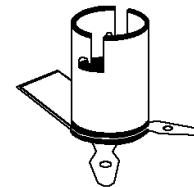
	Volts	Watts	OD/In.	H/In.
00-295-2852	125	NR	.671	1.016
00-362-2154	125	75	.656	1.0

Plastic body with Steel shell. Two wire lead terminals. Surface mounted, with an up angle L shaped Steel bracket. .937 inch high by .625 inch wide. Bracket mounting hole .166 inch diameter. Mounting slot .375 inch long by .172 inch wide.

	Volts	Watts	OD/In.	H/In.
00-960-9933	125	75	.656	.906

Miniature Bayonet Base Lamps

Steel shell. Two solder lug tab terminals. Surface mounted, with a down angle L shaped Steel bracket 1.312 inch height by .438 inch wide. One mounting slot .875 inch long by .188 inch wide.



	Volts	Watts	OD/In.	H/In.
00-283-9741	NR	NR	.438	.750

FLUORESCENT STYLE

Medium Bi-Pin Base Lamps. Plastic body, 1.281 inches high by 1.156 inches wide by .437 inch thick. Surface mounted. Two threaded mounting holes .969 inch distance C-C. Two wire lead terminals with 18 inch wire leads furnished.

	Volts	Watts
00-284-0481	250	660

Miniature Bi-Pin Base Lamps. Plastic body, 1.250 inches high by .656 inch wide by .500 inch thick. Two unthreaded holes for surface mounting. Two wire lead terminals with 10 inch wire leads furnished.

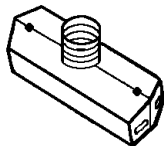
	Volts	Watts
00-377-8590	NR	NR

KEYLESS STYLE

Candelabra Screw Base Lamps

CLASS 6250

Plastic body. Two screw terminals. Surface mounted. Two unthreaded mounting holes spaced .625 inch by 1.188 inches. C-C. 1.500 inches long by 1.000 inches wide by 1.250 inch high.



	Volts	Watts
00-153-6481	125	75

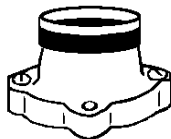
Double Contact Bayonet Candelabra

Plastic body with two screw type terminals. Surface mounting. Two holes with screws for mounting.

	Lg/In.	W/In.	H/In.
01-255-9955	1.641	1.078	1.175

Miniature Screw Base Lamps

Plastic body. Three screw terminals. Surface mounted. Two .219 inch diameter unthreaded mounting holes. 1.688 inches C-C distance.

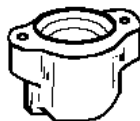


	Volt	Watts	OD	H/In.
00-939-8126	250	660	2.250	1.688

SIGN and FIXTURE STYLE

Miniature Bayonet Base Lamps

Plastic body with any acceptable shell material. Two solder lug terminals and two holes for mounting with screws. 1.750 inches wide.



	Volt	Watts	OD	H/In.
00-803-8927	6.3	NR	—	1.688

Miniature Bi-pin Lamps

Plastic body with brass shell. Two wire lead terminals and 4 inch threaded hole mounting. 1.0 inch wide.

	Volt	Watts	OD	H/In.
00-477-4149	115	NR	—	.950

Recessed Double Contact Base Lamps

Plastic body and shell. Two wire lead terminals with 12 inches wire leads provided. Flush mounted. Two unthreaded mounting holes, 2.125 inches C-C mounting hole distance.

	Volt	Watts	OD	H/In.
00-906-8084	600	660	A/A	1.094

LAMPHOLDER ASSEMBLY

SCREW STYLE

Six Candelabra Screw Base Lamps. Plastic body with phosphor Bronze shell. Two screw terminals. Surface mounted on 3.000 inches diameter by 1.250 inches high mounting strip, with three unthreaded holes .094 inch diameter equally spaced on 2.625 inch circle.

	Volt	Watts
00-264-6441	125	450

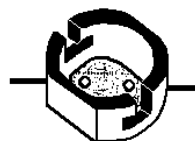
LOCK, FLUORESCENT LAMP

Used in fluorescent lighting to prevent lamps from becoming loose under the severe shock and vibration encountered aboard ships.

	Watts	Type
00-399-7039	6-8	T-5
00-399-7040	15-20	T-12

SOCKET, LAMP STARTER

Two pin sockets. Accommodates .812 inch diameter starter. Plastic body. Two phosphor Bronze twist lock type contacts. Two wire lead terminals. Two .125 inch diameter mounting holes spaced .969 inches C-C. 1.250 inches long by 1.062 inches wide by .500 inches high.

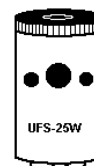


	Volt	Watts
00-295-2738	250V	660W

STARTER, FLUORESCENT LAMP

GLOW SWITCH TYPE

Simple glow switch, without lockout. Two pin starters. Two twist lock type terminals.



	Watts	Volts
00-299-5962	4-8	120AC
00-299-2884	14-20	110AC
00-194-4795	30-40	110AC

Automatic reset. With lockout. Two twist lock terminals.

	Watts	Volts
00-194-4794	15-20	110AC

Manual reset. With lockout. Two twist lock type terminals.

	Watts	Volts
00-224-4828*	15-20	110AC
00-224-4199	40	110AC

* Special Feature: Medium size enclosure.

CLASS 6260 NONELECTRICAL LIGHTING FIXTURES

NOTE: As non-plastic alternatives to plastic items currently in use are identified, information will be provided through shopping advisory messages and the Afloat Shopping Guide. To help you shop more "wisely", items recommended for shipboard use will be annotated with "NP" by the National Item Identification Number.

LIGHT, CHEMILUMINESCENT

SELF-CONTAINED

	Color	Lg/In.	Hours
01-282-7630	Orange	4.000	8.0
01-265-0614	Blue	15.000	8.0
01-247-0362	Green	15.000	12.0
01-265-0612	Red	15.000	12.0
01-265-0613	Yellow	15.000	12.0

SELF-CONTAINED; HIGH INTENSITY

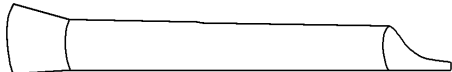
	Color	Lg/In.	Hours
01-230-8601	Red	5.834	0.30

SELF-CONTAINED; SUPER HIGH INTENSITY

	Color	Lg/In.	Hours
01-247-0363	Orange	5.834	0.05
01-247-0368	White	6.000	0.50

SELF-CONTAINED; WATERPROOF; GENERAL PURPOSE

	Color	Lg/In.	Hours
01-218-5146	White	5.834	8.0
01-074-4229	Green	6.000	12.0



	Color	Lg/In.	Hours
00-106-7478	Green	4.000	6.0

SELF-CONTAINED; COMPACT

	Color	Lg/In.	Hours
01-209-4435	Yellow	1.500	4.0
01-209-4434	Green	1.500	8.0
01-209-4436	Blue	1.500	8.0

SELF-CONTAINED; COMPACT; HEATLESS; HIGH INTENSITY

	Color	Lg/In.	Hours
01-074-4230	Yellow	5.834	.30

SELF-CONTAINED; WATERPROOF; WITH HANDLE

	Color	Lg/In.	Hours
01-086-8077	Green	—	8.0

SELF-CONTAINED; WATERPROOF

	Color	Lg/In.	Hours
01-178-5560	Blue	5.834	8.0
01-178-5559	Red	6.0	12.0

SELF-CONTAINED; COMPACT; RUGGED; HEATLESS; FLAMELESS; NONCORROSIVE; NONTOXIC; WINDPROOF; WATERPROOF; GENERAL PURPOSE USE

	Color	Lg/In.	Hours
01-195-9753	Orange	6.000	12.0

SELF-CONTAINED; COMPACT; RUGGED; HEATLESS; NONTOXIC; GENERAL PURPOSE USE

	Color	Lg/In.	Hours
01-196-0136	Yellow	6.000	12.0

FLEXIBLE BAND; FURNISHED WITH CONNECTOR

	Color	Lg/In.	Hours
01-230-8598	Blue	7.500	6.0
01-230-8599	Green	7.500	6.0

NON-VISIBLE

	Color	Lg/In.	Hours
01-195-9752	Infrared	6.0	3.0

GROUP 66

INSTRUMENTS AND LABORATORY EQUIPMENT

CLASS 6645

TIME MEASURING INSTRUMENTS

NOTE: As non-plastic alternatives to plastic items currently in use are identified, information will be provided through shopping advisory messages and the Afloat Shopping Guide. To help you shop more "wisely", items recommended for shipboard use will be annotated with "NP" by the National Item Identification Number.

CLOCK, PANEL

Aluminum case. Spring wound mechanical movement. Face wind. Chime mechanism, not included. Eight day running time.

00-150-6526

00-456-7653

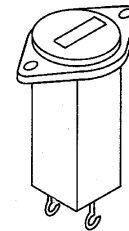
White numerals with black background. 115 AC Volt. Two solder lug terminals. Panel mounting. Smallest measuring unit 1.000.

CLOCK, WALL

Metal case in dark Brown, Gray, or Bronze. Screw mounting. Supplied with a three wire cord and plug connector. Self-start, not included. Non-luminous. White background with black second hand.

Volt

00-514-3523 110-120 AC

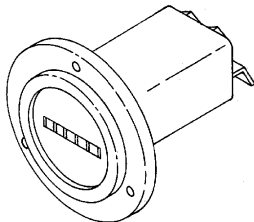


00-904-2754

115 AC Volt. Two hook terminal with metal case. 2 ply flange mounting.

METER, TIME TOTALIZING

Drum register, measuring in hours up to 9999.90. Smallest measuring unit .10. Magnetic electrical movement. White numerals for hours, black for tenths. Black background on hour wheels and white background on tenths wheel. Voltage 4-40 DC. Two solder lug or stud terminals. Metal or plastic case. Panel mounting.



	H/In	W/In.
00-255-1371	.925	1.244

Black numerals for hundredths, white numerals for hours. Black background on hour wheel, white background on tenths wheel. Two solder lugs or stud terminals. Any acceptable material for case. Panel mounting. Smallest measuring unit 0.10.

00-831-6826

STOPWATCH

Black and white background. Nonluminous. Eight hour noncontinuous running. Stem winding. Zero to sixty minute and zero to sixty second scale. Metal and plastic case. Open pocket face.

00-089-8842

00-126-0286

Drum register, measuring in hours up to 9999.90. Smallest measuring unit 1.000. Electric motor movement. White markings with a black background. Voltage 28 DC. Two solder lug terminals. Metal case. Clamp mounting.

White background. Nonluminous. Thirty minute continuous running. Stem winding. Zero to thirty minute and zero to sixty second scale. Any acceptable material case. Open pocket face.

	O/A H/In.	O/A W/In.
00-255-1369	.500	.500


SYNCHRONOUS ELECTRICAL MOTOR

White markings with black background. 115 AC Volt. Two hook terminals. Metal case. Panel mounting.

00-413-0461

White numerals for hours, red numerals for tenths. Black background on hours wheel and white background on tenths wheel. 115 AC Volt. Two solder hook terminals. Metal case. Flange mounting.

00-250-4680




CLASS 6670 SCALES AND BALANCES

NOTE: As non-plastic alternatives to plastic items currently in use are identified, information will be provided through shopping advisory messages and the Afloat Shopping Guide. To help you shop more "wisely", items recommended for shipboard use will be annotated with "NP" by the National Item Identification Number.

BALANCE, TRIP

Weighing capacity 2000 grams. Sensitivity to 0.1 grams. Range zero to two hundred grams and zero to ten grams. Measuring increment 10 to 0.1 grams. Two steel plate receptacles (CRES).



00-401-7195

SCALE, WEIGHING

DIAL INDICATOR

HANGING SCALE.

Metric and avoirdupois scale system. Scale range zero to fifteen kilograms. Maximum graduation two hundred fifty grams and eight ounces.

00-151-5334

PORTABLE MOUNT

Scale range zero to one point five pounds and zero to six hundred eighty grams. Maximum graduation 0.5 ounces and ten grams.

00-937-2690

AVOIRDUPOIS SCALE SYSTEM

HANGING

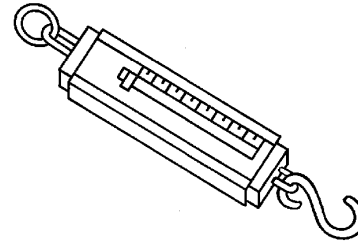
Scale range zero to ten pounds. Maximum graduation four ounces.

00-240-5821

Scale range zero to sixty pounds. Maximum graduation eight ounces.

01-010-5906

Scale range zero to one hundred pounds. Maximum graduation one pound.



00-240-5831

Scale range zero to two hundred pounds. Maximum graduation two pounds.

00-246-0347

PORTABLE MOUNT

Scale range zero to two thousand pounds. Maximum graduation ten pounds.

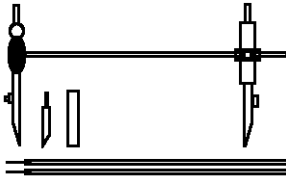
00-300-9007

CLASS 6675 DRAFTING, SURVEYING, AND MAPPING INSTRUMENTS

NOTE: As non-plastic alternatives to plastic items currently in use are identified, information will be provided through shopping advisory messages and the Afloat Shopping Guide. To help you shop more "wisely", items recommended for shipboard use will be annotated with "NP" by the National Item Identification Number.

COMPASS, DRAFTING, BEAM

8 inches long, Stainless Steel with three 8 inch beams; one with micrometer adjustment. Interchangeable pen, pencil and two needle inserts. Movable Nickel-Silver thumbscrew clamp. Lead and needle point holder included.



00-904-1947

14 inches long. For use in drawing the arcs of large circles. Nickel-Silver. Fitted design included. With 2 moveable micrometer adjustment thumbscrew clamps. Lead holder and carrying case provided - with 3 needles, 1 pen and 1 pencil.

00-243-6432

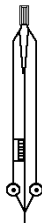
COMPASS, DRAFTING, PIVOT

PLAIN TYPE

Steel. Nickel plated. Center adjustment screw. Flat or square leg, 1 needle, and 1 pencil. No carrying case.

00-641-3207

CRES, flat leg shape. With adjustment screw and straightening device. 5.500 inch overall length. Needle point. Lengthening bar provided. Without carrying case.



00-240-1876

CRES, Chrome plated Brass or Nickel Brass with adjustment screw. 6 inches long with flat or square legs, one pen, and one pencil point. Lengthening bar provided. No carrying case.

00-174-0515

SPRING BOW TYPE

Copper, Nickel-Zinc or CRES. Flat, side, or square legs. Overall length, 4 inches minimum to 5 inches maximum. One needle and one pen point. Center or side adjust screw. Straightening device and carrying case not included.



00-240-1878

CURVE SET, DRAFTING, IRREGULAR

Plastic. Set of ten French curves with case.



00-664-4667

DIVIDERS, DRAFTING, PLAIN

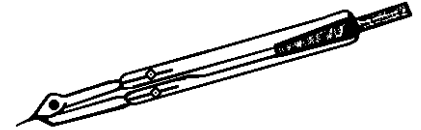
SPRING BOW TYPE

With center or side adjustment. 3.500 inches overall length. Replaceable and reversible leg needle point type. For use in general drafting practice. Leg knee and straightening devices are not included.

00-240-2094

STRAIGHT TYPE

Any acceptable material. 6 inches long with hair spring adjustment, reversible and replaceable needle points. Without knee joints or straightening device.



00-641-3512

CRES. 5.500 inch overall length. Leg knee joint not included. Leg straightening device included. With replaceable and reversible leg needle point. Navigator plotting instrument.

00-243-5015

DIVIDER, EQUAL SPACING

Any acceptable material. 6 inches long. Line graduation type. 11 teeth numbered 0 to 10. Used to divide a known into ten equal spaces. Case not provided. 34-41C Rockwell.

00-599-8880

DRAFTING INSTRUMENT SET

FIELD SET

Aluminum covered wooden case. Set includes as follows: one each, pen and pencil bow compass, 6 inch lengthening bar with compass. 4-1/2 inch bow dividers, 6 inch straight dividers. One each 4-1/2 inch and 5-1/2 inch ruling pen. Spare lead with holder. Spare parts with holder, and one screwdriver.

00-641-3529

Lined, rust resistant Steel case. Set includes as follows: 4-3/4 and 5-3/4 inch spring blade ruling pens; 6 inch pivot compass with pen, pencil and lengthening bar; 3-3/4 inch bow pen; 3-3/4 inch bow pencil; 4 inch bow divider; 6 inch plain divider; screwdriver; lead holder with spare leads; and spare parts holder.

00-926-4360

MAP DRAFTING SET

Plastic covered wooden case. Set includes all 19 components as follows: 1 CAS; 1 small ruling pen; 1 large ruling pen; 1 bow compass pen; 1 bow compass pencil; 1 large friction compass; 1 lengthening bar; 1 small divider; 1 large divider; 1 center horn; spare parts and lead holder; screw driver; 8 inch protractor; (1) 6 inch triangle; (1) 4 inch triangle; 1 contour ruling pen; 1 railroad

CLASS 6675

ruling pen; 1 pattern - number 1 curve; 1 pattern - number 16 curve.

00-641-3531


NAVIGATORS SET

Plastic covered wooden case includes: 5-1/2 inch compass, 5-1/2 inch dividers, two additional leads, complete additional set of needle points, holder, and one screwdriver.

00-286-0602

DRAFTING MACHINE

CRES, or suitable corrosion resisting metal. Plotting type with band drive. Corner anchored and designed for 24 to 36 inch maximum drawings.



Arm Lg/In.

00-174-0508* 32
* 2 anchors and 1 wrench provided.

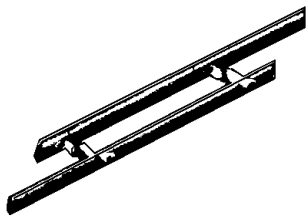
LETTERING SET

Set 1-11 templates with engraved letters and numbers, letter size 0.080 to 0.500 inches high, 10 standard pens (inkwell type), line width 0.013 to 0.098 inches; lead holder; scriber stand and 2 metal scriber socket adapters included.

00-641-3200

PARALLEL RULER

Folding type. Laminated plastic with black color beveled edges.

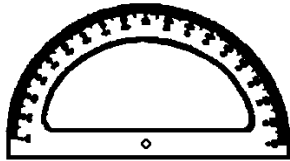


Lg/In.

00-191-1506	6
00-191-1507	12
00-191-1508	15
00-191-1509	18

PROTRACTOR, SEMI-CIRCULAR

Plastic. Graduated 0 to 180 degrees. .500 degree graduation unit.



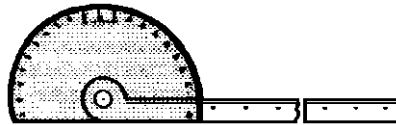
WITH ARC EXTENSION.

Dia/In.

00-183-6485	6
00-183-6486	8

PROTRACTOR, ONE ARM

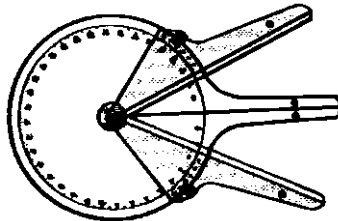
Plastic semicircular 8 inch body diameter and 8.875 inches long. Movable arm graduated 260 to 350 degrees on outer scale, and 80 to 280 degrees on inner scale.



00-191-1513

PROTRACTOR, THREE ARM

Plastic, 12 inch diameter circle graduated from 0 to 360 degrees both ways. Smallest vernier increment 2 minutes. Furnished with case. Arm length 7.500 inches from outer circle edge.

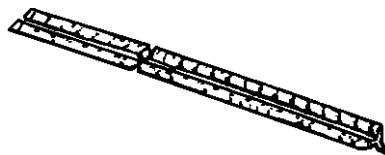


00-191-1514

SCALE, DRAFTING

ARCHITECTS SCALE.

Triangular shape. Plastic or wood 12 inches long. For laying out linear dimensions. Double divided scale. Fractional calibration: 1/16, 3/32, 1/8, 3/16, 1/4, 3/8, 1/2, 3/4, 1, 1-1/2, 3 inches. Divisions represent 1 foot. Sheath included.



00-514-3549

Two bevel type. Plastic, 18 inches long. Full divided scale 32 and 40 parts per inch.

00-292-6943

00-283-0017

ENGINEERS SCALE.

Triangular. Wood or plastic with sheath. Divided decimal scale 10, 20, 30, 40, 50, 60 parts to the inch. Overall length is 12 inches.

00-238-3498

SCALE, PLOTTING

Plotting scale used with a drafting machine in marine navigation.

Aluminum or boxwood. Flat rectangular shape. Two beveled design. Range-time-speed scale: 200 and 1000 yards per inch.

O/A Lg/In.

00-369-4437_{NP} 19.250

Transparent Plastic. Flat rectangular shape. Two beveled design. Range-time-speed scale: 500 and 2000 yards per inch.

O/A Lg/In.

00-369-4438 19.250

Plastic, Flat rectangular shape. Two beveled design. Range-time-speed scale - 25000:1 and 50000:1 yard ratio.

O/A Lg/In.

00-369-4439 24.250

Plastic, Flat L shape. Square edge design. Plotting scale in meters and yards. Map ratio 50,000.


O/A Lg/In.

00-283-0020 4.375

TRIANGLE, DRAFTING

Flat transparent Plastic. Right angle shape. Open center type with finger lifts.


30-60-90 DEGREES



Lg/In.

00-190-5858	6
00-190-5866	8
00-190-5867	10
00-190-5852	12

45-45-90 DEGREES



	Lg/In.
00-190-5857	6
00-190-5862	8

T-SQUARE

Wood or plastic, with wood or plastic blade. Head length, 13 inch. Blade length, 30 inches.

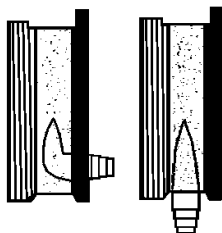
00-190-5272

CLASS 6685

PRESSURE, TEMPERATURE, AND HUMIDITY MEASURING AND CONTROLLING INSTRUMENTS

NOTE: As non-plastic alternatives to plastic items currently in use are identified, information will be provided through shopping advisory messages and the Afloat Shopping Guide. To help you shop more "wisely", items recommended for shipboard use will be annotated with "NP" by the National Item Identification Number.

TYPICAL GAGE CONNECTIONS



BAROMETER, ANEROID

Marine type, for measuring atmospheric air pressure. 26.5 to 31.5 inches. Mercury range with 0.02 inch pressure interval graduations, 900 to 1060 millibars, 1 millibar increments, low scale accuracy. Metal dial has Black markings on White background with index and set pointers. 4.750 inch diameter case, flange mounted.

00-290-4034

CONTROL, TEMPERATURE, INDICATING

EXTERNAL POWER SOURCE

120V AC 60 Hz. 3 wire type leads on front. Encased 5 inches long by 2.380 inches high. Temperature range 40 to 800 degrees Fahrenheit.

01-105-6832

250V AC 15A. Encased in Aluminum. 6.125 inches long by 2.781 inches wide by 6.875 inches high. Remote bulb sensing element. Temperature range M180 to 1000 degrees Fahrenheit.

01-031-6157

480V AC 20A. Two tab with screw type terminals located on top. 1.062 inches long by 2.375 inches wide by 1.547 inches high.

01-110-4478

DIAPHRAGM

Used on FD Turbine Steam Valve Actuator 3295367 Neoprene, Nylon base.

2.250 inch diameter. .015 to .093 inches thick with 12 holes .188 inch diameter spaced on a 1.562 inch diameter bolt circle. Center hole .250

inch diameter and two .125 inch diameter holes on .688 inch diameter bolt circle.

00-678-0299

GAGE, ABSOLUTE PRESSURE, DIAL INDICATING

NICKEL ALLOY CAPSULE ACTUATION TYPE

Single scale 0 to 4 inch of Mercury. Seven inch dial with Black figures on White background. Black adjustable indicating pointer. Cast Aluminum case anodized, 1 inch diameter with glass protective cover, Back center external connection. Special Feature: Protector check valve.

00-797-7457

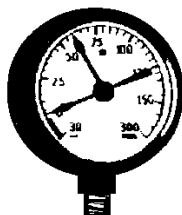
GAGE ASSEMBLY, AIR PRESSURE

For use in gaging air pressure and servicing aircraft shock struts, accumulators and tires. 0 to 4000 PSI, 2-1/2 inch. dial, "Black markings on White background", bleeder valve; chuck assembly and carrying case.

00-300-3653

GAGE, COMPOUND PRESSURE VACUUM-DIAL INDICATING

Bottom connected Copper Alloy Tube. 0 to 30 inch Mercury with 30 inch units and 10 inch increments. 0 to 150 PSI with 25 pound units and 5 pound increments. Adjustable Black indicator. Black enamel Steel case 2.719 inch diameter by 1.094 inches deep. Steel slip on type bezel. Plastic crystal. Connector .250 inch NPT diameter Rigid stem mounting.



00-202-3966

3-1/2 INCH DIAL Back connected

Nickel Copper Alloy Tube. 0 to 30 inches of Mercury with 30 inch units and 5 inch

increments. 0 to 150 PSI with 25 PSI units and 5 PSI increments. Adjustable indicating and reference pointers - Black and Red. Enamel Gray cast Aluminum case 3.969 inch diameter by 2.719 inches deep and plastic front cover. Surface wall mounting with three .219 inch diameter holes on 4.250 inch diameter mounting hole circle. Shock proof safety type case.

00-906-1456

4-1/2 INCH DIAL

Nickel Copper Alloy Tube. 0 to 30 inches of mercury and 0 to 30 PSI. Smallest increments 1 inch of Mercury and 1 PSI. Adjustable indicating and reference pointers; Black and Red. Aluminum case 5.876 inch diameter by 2.719 inches deep. Plastic crystal flush mounted with an external connection lower right hand side. Three .219 inch diameter mounting holes.

00-545-3163

Nickel Copper Aluminum Alloy. 0 to 30 PSI pressure range, 0 to 30 inches of Mercury. 5 pounds PSI smallest increment, 50 pound PSI graduation unit. Pressure-vacuum. Black marking on White background. 6 inch diameter, 2.500 inches deep. Plastic protective crystal material. External connection on back.

01-091-3094

Nickel Copper Aluminum Alloy Tube. 0 to 30 inches of Mercury with 10 inch units and 1 inch increments. 0 to 15 PSI with 1 pound units and 0.5 pound increments. Adjustable indicating and reference pointers; Black and red. Aluminum case 4.969 inch diameter by 2.500 inches deep. Acrylic plastic crystal. Connector .250 inch NPT. Flush mounted with 3 holes .219 inch diameter on a 5.375 inch diameter bolt circle.

00-906-3958

Nickel Copper Aluminum Alloy. 0 to 30 PSI pressure range, 0 to 30 inches of Mercury. 5 pounds PSI smallest increment, 50 pound PSI graduation unit. Pressure-vacuum. White marking on Black background. 4.969 inches in diameter, 2.406 inches deep. External connection on lower right-hand side.

01-132-0165

Nickel Copper Aluminum Alloy Tube. 0 to 30 inches of Mercury with 10 inch units and 5 inch increments. 0 to 300 PSI with 50 pound units and

CLASS 6685

5 pound increments. Adjustable Black indicating and red reference pointers. Aluminum case 4.969 inch diameter by 2.406 inches deep. Plastic crystal. Connection tube .250 inch diameter. Surface mounted.

00-906-3959

Nickel Copper Aluminum Alloy Tube. 0 to 100 PSI pressure range. 0 to 30 inches of Mercury. 10 pound figure intervals with 1 pound smallest increment. Black pointer, adjustable red reference, Aluminum case, glass crystal, .250 inch male mounting tube.

00-917-2028

Phosphor Bronze Tube. 0 to 60 PSI with 10 PSI units and 1 PSI increments. 0 to 30 inches of mercury with 10 inch units and 1 inch increments. Adjustable indicating and reference pointers - Black and red. Enamel gray phenol case, 5.812 inch diameter by 2.312 inches deep. Plastic front cover. .562 inch UNF connector. Panel mounted with three .219 inch diameter holes on a 5.375 inch diameter bolt circle.

00-974-6509

6 INCH DIAL

Steel Tube. 0 to 200 PSI with 20 PSI units and 2 PSI increments. 0 to 30 inches of Mercury with 15 inch units and 5 inch increments. Adjustable indicating pointer; Black. Steel case, 7.796 inch diameter by 1.546 inches deep. Hinge type Steel bezel. Glass front cover. .250 inch NPT connector. Flush panel mounted with three .196 inch diameter mounting holes on a 7 inch diameter bolt circle.

00-786-2607

8-1/2 INCH DIAL

Nickel Copper Aluminum Alloy Tube. 0 to 1000 PSI with 100 PSI units and 10 PSI increments. 0 to 30 inches of Mercury with 30 inch units and 2 inch increments. Adjustable indicating and reference pointers; Black and Red. Enamel treated Aluminum case. 10.250 inches in diameter by 2.750 inches deep. Plastic front cover. .250 inch diameter connector. Flush panel mounted with three .281 inch diameter mounting holes on a 9.625 inch diameter bolt circle.

00-974-6535

2-1/2 INCH DIAL Bottom connected

Bronze Tube. 0 to 30 inches Mercury with 10 inch units and 2 inch increments. 0 to 30 PSI with 5 PSI units and 1 PSI increments. Nonadjustable Black pointer. Polished Brass case 2.719 inch diameter by 1.188 inches deep. Slip on Brass bezel. Glass front. .250 inch NPT rigid stem mounting.

00-252-0689

GAGE, DIFFERENTIAL, DIAL INDICATING

BERYLLIUM COPPER BELLOWS ACTUATED TYPE SINGLE SCALE

0 to 60 pound pressure per square inch. Nonadjustable Black indicating pointer. Nickel Copper Alloy bezel. Flush mounted with 5 holes .250 inch diameter.

00-077-1363

0 to 100 PSI scale range. Black markings on White background. Adjustable Black indicating and Red reference pointers. Epoxy paint treated die cast Aluminum case 3.141 inch diameter by 1.500 inches deep. Glass crystal with 4 external connections top and bottom .438 inch diameter UNF.

01-011-0972

BOTTOM AND TOP CONNECTED

NICKEL CHROMIUM IRON ALLOY BELLOWS ACTUATED TYPE, SINGLE SCALE.

4-1/2 INCH DIAL

0 to 800 PSI. Black markings on a White background. Black and Red adjustable pointer. Die cast Aluminum case 5.594 inch diameter by 5.172 inches deep. Two .125 inch NPT diameter internal connections.

01-083-2004

BACK AND SIDE CONNECTED

SILICONE RUBBER DIAPHRAGM ACTUATED TYPE, SINGLE SCALE.

4 INCH DIAL

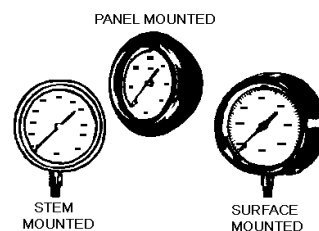
0 to 1 inch of water with 0.2 inch units and 0.02 inch increments. Black figures on a White background. Adjustable indicating pointer. Aluminum color. Aluminum die cast case 4.750 inch diameter by 2.188 inch depth. Plastic crystal with four internal connections. Special Feature: Red tip pointer.

00-063-8951

0 to 150 pounds. Black figures on White background. 5 pound PSI smallest increment, 50 pound PSI graduation unit. Black and Red adjustable pointer. Aluminum die cast. 4.750 inch overall diameter by 2.188 inches deep.

00-097-9391

GAGE, PRESSURE, DIAL INDICATING



DIAPHRAGM TYPE. SINGLE SCALE

1-1/2 INCH DIAL. Back connected

Phosphor Bronze actuating element material. 0 to 30 PSI scale range. 5 pound units and 0.2 pound increments. Black figures on White background. Adjustable Black indicating pointer. Black painted metal case 1.700 inch diameter and 1.660 inch depth. Plastic crystal. Connector .125 inch NPT.

00-057-1404

2 INCH DIAL

Brass actuating element material. 0 to 10 PSI with 1 PSI units and 0.5 PSI increments. Black figures, Red color band from 0 to 4 PSI, White color band from 4 to 6 PSI, Red color band from 6 to 10 PSI. White background. Nonadjustable Black indicating pointer. Black metal case, 2.250 inch diameter by .843 inches deep. Polished CRES crimp type bezel. Glass crystal. .125 inch NPT connector. Panel mounted.

00-338-9624

2-1/2 INCH DIAL, Bottom Connected

Beryllium Copper actuating element 0 to 5 PSI with 1.0 pound units and 0.2 pound increments. Black figures on White background. Nonadjustable Black indicating pointer. Enamel treated Steel case 2.710 inch diameter by 1.625 inches deep. Enamel treated Steel slip on type bezel. Glass crystal. Connection .250 inch diameter NPT. Rigid stem mounted.

00-953-9090

Beryllium Copper actuating element material. 0 to 10 pounds PSI scale range. 1 pound units with 0.25 pound smallest increment. Black markings on White background. Adjustable indicating pointer. Drawn Steel case 2.700 inch diameter by 1.430 inches deep. Glass crystal with external bottom 1/4 NPT diameter connection. Rigid stem mounting.

01-187-7269

Beryllium Copper actuating element material. 0 to 15 pound scale range. 3 inch units with .5 inch smallest increment. Black figures on a White background. Non-adjustable indicating pointer. Steel case 2.710 inch diameter by 1.480 inches deep. Glass crystal. With external lower 0.250

diameter NPT connection. Bottom rigid stem mounting.

00-919-3784

Brass actuating element material. 0 to 10 PSI with 1.0 units and 0.125 pound increments. Black figures on White background. Nonadjustable Black indicating type pointer. Enamel treated Steel case 2.719 inch diameter by 1.281 inches deep. Black painted threaded Steel bezel. Glass crystal. Connection .250 inch NPT. Rigid stem mounted. Designed to be used with air.

00-526-8620

Bronze actuating element material. 0 to 3 PSI with .5 PSI units and .062 PSI increments. Scale marked: "INCHES OF WATER PRESSURE". Black figures on a White background. Nonadjustable indicating type pointer- Black. Enamel treated Steel case 2.875 inch diameter by 1.546 inches deep. Rigid stem mounted.

00-462-0545

Drawn Steel actuating element material. 0 to 36 pounds PSI scale range. 4 pound units with 1 pound smallest increment. Black markings on a White background. Adjustable indicating pointer. Drawn Steel case 2.562 inch diameter by 1.438 inches deep. Plastic crystal with external bottom 0.250 inch diameter NPT connection.

01-260-7933

SINGLE BOURDON TUBE TYPE, SINGLE SCALE. For gas, oil, steam, or water service.

BACK CONNECTED

1 INCH DIAL

Nickel Alloy actuating element material. 800 to 1500 PSI with 100 pound units and 25 pound increments. Black figures on Aluminum background. Scale Marking: "PSI". Nonadjustable Black indicating pointer. Anodized Aluminum case 1.312 inch diameter by 1.695 inches deep. Glass crystal. Connection .438 inch diameter NPT. Rigid stem mounted.

00-936-6039

Nickel Chromium Iron Alloy actuating element material. 0 to 200 pounds PSI scale range. White markings on a Black background Aluminum case with a glass crystal. White pointer. 1.219 inch diameter by .760 inches deep.

01-231-2079

1 1/4 INCH DIAL

Nickel-Chromium iron alloy. 0 to 4000 pounds PSI. 1000 pound graduation. White markings on black background. White adjustable pointer. Aluminum case and glass crystal. 1.219 inch diameter by .766 inch depth.

01-165-8961

Nickel actuating element material. .0 to 5000 PSI with 1000 PSI units and 250 PSI increments. White figures on Black background. Nonadjustable pointer. Scale Marked: "PSI x 1000". Lacquered Aluminum alloy body 1.218 inch diameter by 3.300 inch depth. Plastic, acrylic crystal. .500 inch diameter connector. Rigid stem mounded.

00-007-8646

1-3/8 INCH DIAL

Beryllium Copper actuating element material. 0 to 4000 PSI with 1000 PSI units and 200 PSI increments. White figures on Black background. Scale Marked: "PSI by 1000". Nonadjustable White pointer. Black anodized Aluminum case, 1.500 inch diameter by 1.800 inches deep. Glass crystal. Rigid stem mounting on 7/16-20 UNJF threaded connector.

00-272-2265

1-1/2 INCH DIAL

Phosphor bronze actuating element material. 0 to 60 PSI with 10 pound units and 2 pound increments. Black figures on White background. Adjustable Black pointer. Black painted Steel case 1.660 inch diameter by .850 inches deep. Black painted Steel friction fit type bezel ring. Glass crystal. Connection .125 inch NPT. Bottom mounted.

00-927-5855

1-7/8 INCH DIAL

Beryllium Copper actuating element material. 0 to 200 PSI with 50 pound units and 10 pound increments. Major graduation luminescent treated on Black background. Scale Marking: "OIL PRESSURE". Non-adjustable Black pointer. Phenol-formaldehyde plastic case 2.375 inch diameter by 1.750 inch deep. Black painted Aluminum alloy bezel. Glass crystal. Connector .438 inch tube. Flush panel mounted. with 4 holes .170 inch diameter on a 2.625 inch diameter bolt circle.

00-555-3054

Beryllium Copper actuating element material. 0 to 5000 PSI with 1000 PSI units and 100 pound increments. Fluorescent graduations on Black background. Scale Marked: "by 1000 PRESSURE PSI". Adjustable fluorescent pointer. Black plastic case, 2.375 inch diameter by 1.750 inches deep. Glass crystal. 7/16-20 UNF connector. Flush mounted with four .170 inch diameter mounting holes on a 2.625 inch diameter bolt circle. Illuminated by fluorescent lamp.

00-684-5200

2 INCH DIAL

Phosphor Bronze actuating element material. 0 to 30 PSI with 5 pound units and 1 pound increments. Black figures on White background. Adjustable Black pointer. Black finish Steel case

2.156 inch diameter by 1.094 inches deep. Black finish Steel slip on type bezel. Glass crystal. Connection .125 inch diameter NPT. Rigid stem mounted.

00-844-9253

Bronze actuating element material. 0 to 400 pounds PSI scale range. 50 pound units with 10 pound smallest increment. Black figures on Silver background. Nonadjustable Black pointer. Dial marked: "USE NO OIL". 2.188 inch diameter by 1.090 inches deep. Rigid stem mounting. Connection 0.250 inch diameter NPT ridged stem mounted

00-763-6842

Bronze actuating element material. 0 to 600 pounds PSI scale range. 100 pound units with 20 pound smallest increment. Black figures on Silver background. Nonadjustable Black pointer. Dial marked: "USE NO OIL". 2.280 inch diameter by 1.190 inch depth. Rigid stem mounting. Special Feature: "Cleaned for oxygen use". Connection 0.250 inch NPT diameter.

00-063-9708

Phosphor Bronze actuating element material. 0 to 30 PSI with 5 pound units and 1 pound increments. Black figures on White background. Nonadjustable Black pointer. Drawn Steel case 2.156 inch diameter by 1.125 inches deep. Plastic crystal. Connection .250 inch diameter NPT. Rigid stem mounted.

01-103-8453

Phosphor Bronze actuating element material. 0 to 30 PSI with 5 pound units and 1 pound increments. Black figures on White background. Nonadjustable Black pointer. Black enamel treated Steel case 2.250 inch diameter by 1.220 inches deep. Chrome Plated Brass snap-on type bezel. Glass crystal. Connection .125 inch diameter NPT. Flush panel, stud and bracket mounted, with 2 studs in back.

00-924-2288

Phosphor Bronze actuating element material. 0 to 30 PSI with 5 PSI units and 1 PSI increments. Nonadjustable Black pointer. Black enamel treated Steel case, 2.710 inch diameter by 1.090 inches deep. Black enamel, Steel snap-on bezel. Glass crystal. Rigid stem mounted with .250 inch NPT connector.

00-081-0065

Copper Alloy Tube. 0 to 160 PSI, and 0 to 1100 kilopascals. Black figures with White enamel background. Non-adjustable Black pointer. Zinc and Black enamel treated drawn Steel case. Black enamel treated drawn Steel snap-on type bezel. Connector .250 inch diameter NPT.

01-070-8888

Phosphor Bronze Tube. 0 to 160 PSI with 20 pound units and 5 pound increments. 0 to 11 KGMS/SQCM with 1 KGM units and 0.2 KGM

CLASS 6685

increments. Black figures on White background. Scale Marking: "POUNDS PER SQUARE INCH, KILOGRAMS PER SQUARE CENTIMETER". Nonadjustable Black pointer. Black painted Steel case 2.125 inch diameter by 1 inch deep. Black painted Steel snap-on type bezel. Plastic crystal. Connector 0.250 inch NPT. Back center fixed connection mounted.

00-261-4860

Bronze Tube. 0 to 60 PSI with 10 PSI units and 2 PSI increments. Adjustable Black pointer. Polished stainless Steel case, 2.656 inch diameter by 1.125 inches deep. Polished stainless Steel bayonet type bezel. Glass crystal. Black figures on White background. Rigid stem mounting with .250 inch NPT connector.

00-530-4021

Bronze Tube. 0 to 200 PSI with 20 pound units and 2 pound increments. Black markings on White background. Black adjustable pointer. Steel case 2.719 inch diameter by 1.125 inches deep. Steel snap-on type bezel. Glass crystal. Connection 1/4 inch diameter NPT. Flange mounted.

01-140-8784

Copper Alloy Tube. 0 to 200 PSI with 20 pound units and 5 pound increments. Black nonadjustable pointer. Black enamel treated Steel case 3.469 inch diameter by 1.265 inches deep. Black crackle finish Steel snap-on type bezel. Glass crystal. Connection .250 inch NPT. Flush panel mounted with three holes .219 inch diameter on a 3.125 inch diameter bolt circle.

00-580-3488

Phosphor Bronze Tube. 0 to 200 PSI with 40 PSI units and 5 PSI increments. Nonadjustable Black pointer. Chrome Plated Brass case, 2.230 inch diameter by 1.170 inches deep. Polished Brass threaded bezel. Glass crystal. Rigid stem mounted with .250 inch NPT connector.

00-527-6217

2-1/2 INCH DIAL

CRES tube. 0 to 30 PSI. .250 pound, smallest increment. Black figures on white background. Black adjustable pointer. Glass crystal. .250 inch NPT diameter. Rigid stem mount. 2.750 inch diameter by 1.219 inch depth.

00-052-6240

3-1/2 INCH DIAL

Copper Alloy Tube. 0 to 100 PSI with 10 PSI units and 2 PSI increments. Adjustable Black pointer. Enamel treated Steel case, 3.940 inch diameter by 1.090 inches deep. Enamel treated Steel snap-on type bezel. Plastic, Polycarbonate Resin crystal. .250 inch NPT connector. Bracket mounted with 2 studs.

00-812-6445

Nickel Copper Alloy Tube. 0 to 60 PSI with 10 pound units and 1 pound increments. Black figures on Red background. Black adjustable indicating and reference pointers. Enamel treated Aluminum case 3.969 inch diameter by 2.719 inches deep. Plastic crystal. Connection .250 inch tube. Surface wall mounted.

00-849-5311

Nickel Copper Alloy Tube. 0 to 1000 PSI with 100 PSI units and 5 PSI increments. Adjustable Black pointer. Aluminum case, 4.750 inch diameter by 2.500 inches deep. Threaded Steel bezel. Plastic crystal. .250 inch diameter tube. Flush panel mounted with three .218 inch diameter holes on a 4.250 inch diameter bolt circle.

01-049-8055

Nickel Copper Alloy Tube. 0 to 5000 PSI with 500 pound units and 50 pound increments. Black markings on White background. Black pointer. Gray enamel treated anodized Aluminum case 4.750 inch diameter by 2.500 inches deep. Plastic crystal. Connection 7/16-20 UNF thread. Flush panel mounted with three .219 inch diameter holes.

01-049-8069

Nickel Copper Alloy Tube. 0 to 8000 pounds PSI scale range. 800 pound units and 100 pound smallest increment. Black and Red adjustable pointer. White background, Black graduations and markings. Aluminum case 4.750 inch diameter by 2.500 inches deep. Plastic crystal. Flush panel mounting. Three .219 inch diameter mounting holes.

01-050-1830

Nickel Copper Aluminum Alloy Tube. 0 to 30 PSI with 5 PSI units and 0.5 PSI increments. Adjustable Black and Red pointer. Aluminum case, 4.750 inch diameter by 2.500 inches deep. Steel threaded type bezel. Plastic crystal. .250 inch diameter connection. Flush panel mounted with three .219 inch diameter mounting holes on a 4.250 inch diameter bolt circle.

00-872-4773

Nickel Copper Aluminum Alloy Tube. 0 to 60 PSI with 5 PSI units and 1 PSI increments. Adjustable Black pointer. Aluminum case, 3.969 inch diameter by 2.719 inches deep. Steel threaded type bezel. Plastic crystal. .250 inch diameter connection. Surface panel mounted in 4.406 inch diameter mounting holes.

00-872-4774

Nickel Copper Aluminum Alloy Tube. 0 to 100 PSI with 10 PSI units and 1 PSI increments. Adjustable Black pointer. Aluminum case, 4.750 inch diameter by 2.500 inches deep. Threaded Steel bezel. Plastic crystal. .250 inch diameter connector. Flush panel mounted in a 4.406 inch diameter mounting hole.

00-872-4775

Nickel Copper Aluminum Alloy Tube. 0 to 200 PSI with 20 PSI units and 2 PSI increments. Scale marking: "SHOCK RESISTANT". Adjustable Black and Red pointers. Cast Aluminum case, 4.750 inch diameter by 2.719 inches deep. .250 inch diameter tube connector. Flush or surface mounted with three .219 inch diameter mounting holes on a 4.250 inch diameter bolt circle.

00-872-4776

Nickel Copper Aluminum Alloy Tube. 0 to 200 PSI with 20 pound units and 2 pound increments. Black markings on White background. Scale Marking: "PSI". Adjustable Black indicating and (2) Red reference pointers. Die cast Aluminum case 3.562 inch diameter by 2.750 inches deep. Plastic crystal. Connection .250 inch tube. Surface mounted with 3 holes .219 inch diameter on a 4.250 inch diameter bolt circle. Special Features: "One Red Set Point at 80 PSI, One Red Set Point at 150 PSI -Nonadjustable".

01-105-2972

Nickel Copper Aluminum Alloy Tube. 0 to 400 PSI with 50.0 units and increments. Adjustable Black pointer. Enamel treated Aluminum case. Plastic crystal. .250 inch diameter connection. Flush panel mounted with 3 mounting holes .219 inch diameter on a 4.250 inch diameter bolt circle.

00-989-4671

Nickel Copper Aluminum Alloy Tube. 0 to 600 PSI with 100 PSI units and 10 PSI increments. Adjustable Black and Red pointer. Aluminum case 3.969 inch diameter by 2.500 inches deep. Threaded Steel bezel. Plastic crystal. .438 inch diameter tube connector. Flush panel mounted with three .219 inch diameter mounting holes on a 4.250 inch diameter bolt circle.

01-049-8058

Nickel Copper Aluminum Alloy Tube. 0 to 3000 PSI with 500 PSI units and 25 PSI increments. Adjustable Black pointer. Aluminum case, 4.750 inch diameter by 1.625 inches deep. Plastic crystal. .250 inch diameter tube connector. Surface wall mounted with 3 mounting holes .218 inch diameter on a 4.250 inch diameter bolt circle.

00-928-4188

Nickel Copper Aluminum Alloy Tube. 0 to 5000 pounds PSI scale range with 100 pound units. Black figures on White background. Black adjustable pointer. Aluminum case with plastic crystal. 0.250 inch connection tube. 3 mounting holes .219 inch diameter on a 4.250 bolt circle. Flush panel mounting.

00-228-9361

Nickel Copper Aluminum Alloy Tube. 0 to 5000 pounds PSI scale range with 500 pound units. Black markings on white background. Black and red adjustable indicating and reference pointer. Decent aluminum case with plastic crystal. Flush panel mounting.

01-085-5175

Nickel Copper Alloy Tube. 0 to 10000 PSI with 1000 pound units and 100 pound increments. Black figures on White background. Adjustable Black and Red pointers. Aluminum case 3.969 inch diameter by 2.406 inches deep. Threaded Steel bezel. Plastic crystal. Connection .250 inch diameter tube. Flush panel mounted with 3 holes .219 inch diameter on a 4.250 inch diameter bolt circle.

01-085-5176

Steel Alloy Tube. 0 to 1000 PSI with 100 pound units and 10 pound increments. Black markings on White background. Adjustable Black pointer. Case 3.969 inch diameter by 2.719 inches deep. Plastic crystal. Connection .250 inch tube. Surface mounted. Special Feature: "Red Set Hand".

00-997-2719

Steel Tube. 0 to 1500 PSI with 20 pound units and 2 pound increments. Black figures on White background. Adjustable Black and Red pointers. Plastic case 4.750 inch diameter by 1.719 inches deep. Plastic crystal. Connection .250 inch NPT. Flush panel mounted with 3 holes 0.156 inch diameter on a 4.250 inch diameter bolt circle. Scale marked: "FOR USE WITH AIR".

00-530-0232

4-1/2 INCH DIAL

Nickel Chromium Iron Alloy Tube. 0 to 5000 pounds pressure PSI with 500 pound units and 20 pounds smallest increment. Black markings on White background. Black nonadjustable pointer. Plastic case with glass crystal. Internal back connection 0.500 inch diameter. Flush type mounting. Three .219 inch diameter mounting holes. Case diameter 6.000 by 2.531 inch depth.

00-998-8058

Nickel Copper Alloy Tube. 0 to 15 PSI with 1.0 pound units and 0.250 pound increments. White figures on Black background. Adjustable White and Red pointers. Enamel treated Aluminum case 4.969 inch diameter by 2.375 inches deep. Plastic crystal. Connection .250 inch diameter tube. Surface mounted.

00-871-3564

Nickel Copper Alloy Tube. 0 to 100 PSI with 10 PSI units and 1 PSI increments. White figures on Black background. Adjustable White and Red pointers. Gray enamel treated Aluminum case 4.969 inch diameter by 2.500 inches deep. Plastic crystal .250 inch diameter tube connector. Flush panel mounted with 3 mounting holes .219 inch diameter on a 5.375 inch diameter bolt circle.

01-065-5797

Nickel Copper Alloy Tube. 0 to 200 pounds pressure PSI with 20 pound units and 2 pound smallest increments. Black figures on White

background. Black adjustable pointers. Aluminum case 5.593 inch diameter by 2.500 inches deep. Plastic crystal with flush panel mounting. Three .219 inch diameter mounting holes.

01-054-3735

Nickel Copper Alloy Tube. 0 to 60 pound PSI with 10 pound units and 1 pound smallest increments. Black markings on white background. Black and Red adjustable pointer. Aluminum case. Plastic crystal. Surface mounted. 4.969 inch diameter by 2.406 inch depth.

01-196-9571

Nickel Copper Alloy Tube .0 to 1000 PSI with 100 pound units and 10 pound increments. Black markings on White background. Black and Red pointers. Gray enamel treated Aluminum case 4.969 inch diameter by 2.719 inch deep. Gray enamel treated Aluminum snap-on type bezel. Plastic crystal. Connection 0.438 inch tube. Flush flange mounted with 3 holes .219 inch diameter on a 5.375 inch diameter bolt circle.

00-334-6573

Nickel Copper Alloy Tube. 0 to 2000 PSI with 200 PSI units and 20 PSI increments. Adjustable or nonadjustable Black pointer. Enamel treated Aluminum case 6 inch diameter by 2.500 inch deep. Plastic crystal. .250 inch diameter connector tube. Flush panel mounted with 3 mounting holes .219 inch diameter on a 5.375 inch diameter bolt circle.

00-872-4752

Nickel Copper Alloy Tube. 0 to 3000 PSI with 500 PSI units and 50.0 PSI increments. Nonadjustable Black pointer. Enamel treated Aluminum case 6 inch diameter by 2.500 inch depth. Plastic crystal. .250 inch diameter connector tube. Flush panel mounted with three .219 inch diameter holes on a 5.375 inch diameter bolt circle.

00-872-4753

Nickel Copper Alloy tube. 0 to 5000 PSI with 500 pound units and 50 pound increments. Adjustable Black pointer. Enamel treated Aluminum case 4.969 inch diameter by 2.406 inches deep. Plastic crystal. .250 inch diameter connector tube. Surface mounted.

00-872-4754

Nickel Copper Aluminum Alloy Tube. 0 to 15 PSI with 1.0 PSI units and 0.250 PSI increments. Adjustable Black and Red pointer. Aluminum case 6 inch diameter by 2.500 inches deep. Threaded Steel bezel. Plastic crystal. .250 inch diameter tube connector. Flush panel mounted with 1 mounting hole 5.594 inch diameter.

00-872-4740

Nickel Copper Aluminum Alloy Tube. 0 to 30 PSI with 5 PSI units and 0.5 PSI increments.

Adjustable Black and Red pointers. Enamel treated Aluminum case 4.969 inch diameter by 2.406 inches deep. Plastic crystal. .250 inch diameter tube connector. Surface panel mounted .

00-763-8011

Nickel Copper Aluminum Alloy Tube. 0 to 300 PSI with 25 PSI units and 5 PSI increments. Adjustable Black and Red pointer. Aluminum or Steel case 6 inch diameter by 2.500 inches deep. Threaded Steel bezel. Plastic crystal. .250 inch diameter tube connector.

01-298-6855

Nickel Copper Alloy Tube. 0 to 600 PSI with 50 pound units and 10 pound increments Black markings on White background. Black and Red pointers. Aluminum case 4.969 inch diameter by 2.406 inches deep. Plastic crystal. Connection .250 inch diameter tube. Flush panel mounted with 3 holes .219 inch diameter on a 5.375 inch diameter bolt circle.

01-092-1881

Nickel Copper Aluminum Alloy Tube. 0 to 5000 PSI with 500 pound units and 50 pound increments. Black markings on White background. Scale marking: "SHOCK RESISTANT". Black and Red adjustable pointers. Aluminum case 4.969 inch diameter by 2.406 inches deep. Plastic crystal. Connection .250 inch diameter tube. Flush mounted with 3 holes .219 inch diameter on a 5.376 inch diameter bolt circle. With flush mounting ring assembly.

01-080-1197

Phosphor Bronze Tube. 0 to 600 PSI with 100 PSI units and 10 PSI increments. Adjustable Black pointer. Black enamel treated Aluminum case 10.344 inch diameter by 2.312 inches deep. Slip on type bezel. Glass crystal. .250 inch NPT connector.

00-998-8059

Steel Alloy Tube. 0 to 6000 PSI with 500 PSI units and 50 PSI increments. Scale marking: "RED SECTOR FROM 4950 TO 5050 PSI". Nonadjustable Black pointer. Enamel treated Aluminum case 6.093 inch diameter by 3.875 inches deep. Black painted hinge type Steel bezel. Glass crystal. 7/16-20 UNF-3A connector. Flush panel mounted with 3 mounting holes .218 inch diameter on a 5.625 inch diameter bolt circle.

00-159-2293

6 INCH DIAL

Steel Tube. 0 to 6.000 PSI with 500 PSI units and 50 PSI increments. Adjustable Black pointer. Black painted Steel case 7.797 inch diameter by 1.703 inches deep. Black painted hinge type Steel bezel. Connection 7/16-20UNF. Glass crystal. Flush panel mounted with 3 holes .218 inch diameter on a 7 inch diameter bolt circle.

CLASS 6685

00-846-1868

Nickel Copper Alloy Tube. 0 to 1000 PSI with any acceptable units and 5 pound increments. Black markings on White background. Scale Marking: "SHOCK RESISTANT". Adjustable Black pointer. Plastic crystal. Connector .438 inch diameter by .938 inches long. Panel mounted with 3 holes .281 inch diameter on a 9.625 inch diameter bolt circle.

00-872-6345

BACK, CENTER CONNECTED

1-1/2 INCH DIAL

Phosphor Bronze Tube. 0 to 30 PSI with 5 PSI units and 1 PSI increments. Black or Green markings on White background. Adjustable Black pointer. Plastic case 1.700 inch diameter by 1.510 inches deep. Plastic crystal.

00-057-1404

1-7/8 INCH DIAL

2 1/2 INCH DIAL

Brass Tube. 0 to 30 PSI with 5 pound units and 1 pound increments. Black figures on White background. Nonadjustable Black pointer. Enamel treated Steel case 2.125 inch diameter by 1.875 inch deep. Enamel treated Steel slip on type bezel. Glass crystal. Rigid stem mounted with .250 inch NPT connection.

00-833-6132

Bronze Tube. 0 to 100 PSI with 20 PSI units and 2 PSI increments. Nonadjustable Black pointer. Enamel treated Steel case 2.109 inch diameter by 1.031 inches deep. Glass crystal. Rigid stem mounted with .250 inch NPT connector.

00-424-5726

Bronze Tube. 0 to 160 PSI with 20 PSI units and 5 PSI increments. Nonadjustable Black pointer. Steel case 2.156 inch diameter by 1.125 inches deep. Steel snap-on bezel. Glass crystal. Rigid stem mounted with .250 inch NPT diameter connector.

00-531-3934

Steel Tube. 0 to 3000 PSI with 500 pound units and 100 pound increments. Black figures on White background. Adjustable Black pointer. Enamel treated Steel case 2.187 inch diameter by 1.062 inches deep. Black painted Steel snap-on type bezel. Glass crystal. Rigid stem mounted with .250 inch NPT diameter connection.

00-899-1861

MULTIPLE SCALE 2 INCH DIAL

Beryllium Copper Tube. 0 to 4000 PSI with 500 PSI units and 100 PSI increments. 0 to 330 cubic feet with 40 cubic feet and 10 cubic feet increments. Major graduations in Red. Scale

Marking: "USE NO OIL". Nonadjustable Black pointer. Polished Brass case 2.230 inch diameter by 1.190 inches deep. Threaded Brass bezel. Glass crystal. Rigid stem mounted with 250 inch NPT diameter connector.

00-117-5508

Beryllium Copper Tube. 0 to 3000 PSI with 500 PSI units and 25.0 PSI increments. Nonadjustable Black pointer. Polished Brass case 2.750 inch diameter by 1.250 inches deep. Painted or polished Brass threaded type bezel. Rigid stem mounted with .250 inch NPT connector.

01-103-6583

Beryllium Copper Tube. 0 to 4000 PSI with 500 PSI units and 100 PSI increments. Scale Marking: "USE NO OIL". Adjustable Black pointer. Polished drawn Brass case 2.812 inch diameter by 1.266 inches deep. Brass threaded type bezel. Rigid stem mounted with .250 inch NPT connector.

00-671-1143

Beryllium Copper Tube. 0 to 5000 PSI with 1000 PSI units and 100 PSI increments. Scale Marked: "HYDRATOR". Nonadjustable Black pointer. Black enamel treated Steel case 2.719 inch diameter by 1.093 inch depth. Black enamel treated Steel snap-on type bezel. Glass crystal. Rigid stem mounted with .250 inch NPT connector. Special Feature: Restriction screw number 8.

00-045-3211

Bronze Tube. 0 to 60 PSI with 5 pound units and 1 pound increments. Black figures on White background. Nonadjustable Black pointer. Scale marking: "DIAL MARKED, COIL PRESSURE". Enamel treated Brass or Steel case 2.813 inch diameter by 1.281 inches deep. Enamel treated Steel threaded bezel. Plastic crystal. Thread mounted with .250 inch NPT.

00-246-2365

Bronze Tube. 0 to 100 PSI with 10 pounds units and 2 pound increments. Black figures on White background. Non-adjustable Black pointer. Polished Brass case 2.719 inch diameter by 1.219 inches deep. Polished Brass threaded bezel. Plastic crystal. Rigid stem mounted with .250 inch NPT diameter connection.

00-244-1830

Bronze Tube. 0 to 200 PSI with 20 pound units and 2 pound increments. Black figures on White background. Adjustable Black pointer. Polished stainless Steel case 2.875 inch diameter by 1.125 inches deep. Polished stainless Steel bayonet type bezel. Glass crystal. Rigid stem mounted with .250 inch NPT connection.

00-527-6212

Bronze Tube. 0 to 200 PSI with 40 PSI units and 5 PSI increments. Adjustable Black pointer.

Black figures on White background. Enamel treated Steel case, 2.710 inch diameter by 1.130 inches deep. Enamel treated Steel snap-on type bezel. Glass crystal. Rigid stem mounted with .250 inch NPT connector.

00-239-5697

Bronze Tube. 0 to 400.0 PSI with 50 pound units and 10 pound increments. Black markings on White background. Nonadjustable Black pointer. Enamel treated Steel case. Enamel treated Steel threaded bezel. Glass crystal. Rigid stem mounted with .250 inch diameter NPT connection.

00-722-8574

Bronze Tube. 0 to 600 PSI with 50 PSI units and 10 PSI increments. Nonadjustable Black pointer. Black enamel treated phenolic plastic case, 3.625 inch diameter by 1.859 inch depth. Glass crystal. Rigid stem mounted with .250 inch NPT connector.

00-060-8414

Bronze Tube. 0 to 600 PSI with 50 PSI units and 5 PSI increments. Nonadjustable Black pointer. Polished Brass case, 2.719 inch diameter by 3.688 inches high by 1.188 inches deep. Polished Brass threaded type bezel. Glass crystal. Rigid stem mounted with .250 inch NPT connector. For use with air, oil, steam, or water.

00-283-0053

NI-SPAN C Tube. 0 to 5000 PSI with 500 pound units and 100 pound increments. Black figures on White background. Adjustable Black pointer. Black treated drawn Steel case 2.719 inch diameter by 1.281 inches deep. Black treated drawn Steel slip on type bezel. Glass crystal. Rigid stem mounted with .250 inch NPT connection. Special Feature: "Cleaned For Oxygen Blowout Disc".

00-998-8060

Phosphor Bronze Tube. 0 to 15 PSI with 3.0 PSI units and 0.5 PSI increments. Nonadjustable Black pointer. Enamel gray treated Brass or CRES case 2.813 inch diameter by 1.140 inches deep. Brass or CRES threaded bezel. Enamel gray. Plastic crystal. Rigid stem mounted with .250 inch NPT connector.

00-246-2363

Phosphor Bronze Tube. 0 to 15 PSI with 3 pound units and 0.5 pound increments. Black markings on White background. Adjustable Black pointer. Brass case 2.810 inch diameter by 1.250 inches deep. Threaded Brass bezel. glass crystal. Rigid stem mounted with .250 inch NPT diameter connection.

01-166-7738

Steel Corrosion Resisting Tube. 0 to 30 PSI with 50 pound units and 10 pound increments. Black figures on White background. Adjustable Black pointer. Black enamel treated Steel case 2.750

inch diameter by 1.219 inches deep. Black enamel treated threaded Brass bezel. Glass crystal. Rigid stem mounted with .250 inch NPT connection.

00-052-6240

Steel Corrosion Resisting Tube. 0 to 30 PSI with 20 pound units and 0.250 pound increments. Black markings on White background. Adjustable Black pointer. Painted or polished Brass case 2.750 inch diameter by 1.219 inches deep. Glass crystal. Rigid stem mounted with .250 inch NPT connection.

01-104-2427

Phosphor Bronze Tube. 0 to 600 PSI with 100 pound units and 10 pound increments. Black markings on White background. Scale Marking: "USE NO OIL". Nonadjustable Black pointer. Polished drawn Steel case 2.810 inch diameter by 1.250 inches deep. Polished drawn Steel threaded bezel. Glass crystal. Rigid stem mounted with .250 inch diameter NPT connection.

00-600-8661

Steel Tube. 0 to 5000 PSI with 500 pound units and 100 pound increments. Scale Marking: "AIR PRESSURE". Adjustable Black pointer. Black figures on White background. Black enamel treated Steel case 2.750 inch diameter by 1.125 inches deep. Black enamel treated Steel slip on type bezel. Glass plastic. Rigid stem mounted with .250 inch NPT connection.

00-812-9169

3 INCH DIAL

Phosphor Bronze Tube. 0 to 100 PSI with 10 PSI units and 0.5 PSI increments. Adjustable Black pointer. Black oxidized finish Stainless Steel case, 3.218 inch diameter by 1.375 inches deep. Black oxidized finish Stainless Steel bayonet type bezel. Glass crystal. Rigid stem mounted with .250 inch NPT connection. Special Feature: "Protective friction fit Brass cover".

00-865-2880

Phosphor Bronze Tube. 0 to 300 PSI with 20 PSI units and 1 PSI increments. Black figures on White background. Adjustable Black pointer. Polished and Nickel Plated Brass case 3.220 inch diameter by 1.590 inches deep. Polished and Nickel Plated Brass threaded bezel. Glass crystal. Rigid stem mounted with .250 inch NPT connection.

00-837-3963

Nickel Chromium Alloy Tube. 0 to 2000 PSI with any acceptable units and 20 PSI increments. Nonadjustable White pointer. Plastic case, 4.750 inch diameter by 2.656 inches deep. Plastic crystal. .250 inch diameter connector tube Flush mounted with 3 mounting holes .219 inch diameter on a 4.250 inch diameter bolt circle.

00-969-0026

Nickel Chromium Iron Alloy Tube. 0 to 5000 PSI with 500 PSI units and 50 PSI increments. Nonadjustable Black pointer. Plastic case, 4.750 inch diameter by 2.656 inches deep. Glass crystal. .250 inch diameter connector tube. Surface wall mounted with 3 mounting holes 0.219 inch diameter on a 4.250 inch diameter bolt circle.

00-969-0028

Nickel Copper Alloy Tube. 0 to 30 PSI with 5 pound units and 0.5 pound increments. Black figures on White background. Nonadjustable Black and red pointers each marked Number 3. Enamel treated Aluminum case 4.750 inch diameter by 2.500 inch depth. Plastic crystal. Connection 0.250 inch tube. Flush panel mounted with 3 holes 0.219 inch diameter on a 4.250 inch diameter bolt circle.

00-079-9589

Nickel Copper Alloy Tube. 0 to 200 PSI with 20 PSI units and 2 PSI increments. Nonadjustable Black and Red pointers. Enamel treated Aluminum case 4.750 inch diameter by 2.219 inches deep. Plastic crystal. 7/16-20 threaded connector. Flush panel mounted with 3 mounting holes .219 inch diameter on a 4.250 inch diameter bolt circle.

00-591-1952

Nickel Copper Alloy Tube. 0 to 10000 PSI with 1000 pound units and 200 pound increments. Black markings on White background. Adjustable Black and Red pointers. Gray enamel treated anodized Aluminum case 4.750 inch diameter by 2.500 inches deep. Plastic crystal. Connection .250 inch tube. Flush mounted with 3 holes .219 inch diameter on a 4.250 inch diameter bolt circle.

01-047-5112

Nickel Copper Aluminum Alloy Tube. 0 to 60 PSI with 5 PSI units and 1 PSI increments. Adjustable Black and Red pointer. Aluminum case, 4.969 inch diameter by 2.406 inches deep. Plastic crystal. .500 inch NPT connector. Surface mounted.

01-196-9571

Nickel Copper Alloy Tube. 0 to 60 PSI with 5 pound units and 1 pound increments. Black markings on White background. Adjustable Black pointer. Gray enamel treated anodized Aluminum case 5.593 inch diameter by 2.500 inches deep. Plastic crystal. Connection .250 inch tube. Flush panel mounted with 3 holes .219 inch diameter on a 5.375 inch diameter bolt circle.

01-059-6266

Nickel Copper Alloy Tube. 0 to 100 PSI with 10 PSI units and 1 PSI increments. Adjustable Black pointer. Enamel treated Aluminum case, 6 inch diameter by 2.500 inches deep. Plastic crystal. .250 inch diameter connector tube. Flush panel mounted with 3 mounting holes .219 inch

diameter on a 5.375 inch diameter bolt circle.

00-906-4002

Nickel Copper Alloy Tube. 0 to 200 PSI with 20 pound units and 2 pound increments. Black markings on White background. Adjustable Black and Red pointers. Gray enamel treated anodized Aluminum case 5.750 inch diameter by 2.500 inches deep. Plastic crystal. Connection .250 inch diameter tube. Flush panel mounted with 3 holes .219 inch diameter on a 5.375 inch diameter bolt circle.

01-047-5116

Nickel Copper Alloy Tube. 0 to 3000 PSI with 500 pound units and 25 pound increments. Black markings on White background. Adjustable Black and Red pointers. Gray enamel treated anodized Aluminum case 5.750 inch diameter by 2.500 inches deep. Plastic crystal. Connection .250 inch diameter tube. Flush mounted with 3 holes .219 inch diameter on a 5.375 inch diameter bolt circle.

01-047-5126

Nickel Copper Alloy Tube. 0 to 5000 PSI with 500 pound units and 50 pound increments. Scale Marking: "SHOCK RESISTANT". Black figures on White background. Black adjustable pointer. Anodized Aluminum case 5.875 inch diameter by 2.094 inches deep. Plastic crystal. Connection .250 inch outside diameter tube. Flush mounted with 3 holes .219 inch diameter on a 5.375 inch diameter bolt circle.

00-894-1176

Stainless Steel Tube. 0 to 20,000 PSI with 4000 PSI units and 200 PSI increments. Black markings, Yellow coded from 0 to 9500 PSI. Green coded from 9500 to 10500 PSI. Red coded from 10500 to 20,000 PSI. White background. Scale Marking: "STEDIGAGE". Black pointer. Baked enamel treated cast Aluminum case, 5.500 inch diameter by 1.530 inch deep. Baked enamel cast Aluminum threaded type bezel. Acrylic Plastic crystal. .500 inch NPT connection. Rigid stem mounted.

01-038-2450

LOWER LEFT HAND SIDE CONNECTED

4-1/2 INCH DIAL

Nickel Copper Aluminum Alloy Tube. 0 to 60 PSI with 10 pound units and 1 pound increments. Black markings on White background. Adjustable Black and Red pointers. Aluminum case 4.969 inch diameter by 2.406 inches deep. Aluminum bayonet type bezel. Plastic acrylic crystal. Connection .250 inch diameter tube. Flush mounted.

01-142-6217

Nickel Copper Aluminum Tube. 0 to 200 PSI with 20 pound units and 2 pound increments. Black markings on White background. Adjustable Black and Red pointers. Cast Aluminum case

CLASS 6685

4.969 inch diameter by 2.406 inches deep. Cast Aluminum bayonet type bezel. Plastic acrylic crystal. Connection .250 inch diameter tube. Surface mounted.

01-010-9316

LOWER RIGHT HAND SIDE CONNECTED

4-1/2 INCH DIAL

Nickel Copper Alloy Tube. 0 to 100 PSI with 10 pound units and 1 pound increments. Scale marking: "SHOCK RESISTANT". Black markings on White background. Adjustable Black and Red pointers. Gray enamel treated cast Aluminum case 5.875 inch diameter by 2.719 inches deep. Gray enamel treated cast Aluminum snap-on type bezel. Plastic crystal. Connection .250 inch diameter tube. Flush mounted with 3 holes .219 inch diameter on a 5.375 inch diameter bolt circle.

00-580-0158

Nickel Copper Aluminum Alloy Tubes. 0 to 100 PSI with 10 pound units and 1 pound increments. Scale Marking: "SHOCK RESISTANT". Black figures on White background. Nonadjustable Black and Orange pointers. Enamel treated Aluminum case 5.438 inch diameter by 2.750 inches depth. Plastic crystal. Connection .250 inch diameter tube. Surface wall mounted with 3 holes .219 inch diameter on a 5.375 inch diameter bolt circle.

00-135-0675

Nickel Copper Aluminum Alloy Tube. 0 to 60 PSI pressure range. 4.969 inch diameter by 2.406 depth. Black and Red adjustable pointer, Aluminum case, plastic crystal, 0.250 inch male connection. Flush panel mounted with 3 holes .219 inch diameter on a 5.876 inch diameter bolt circle.

01-177-9445

Nickel Copper Aluminum Alloy Tubes. 0 to 100 PSI with 10 pound units and 1 pound increments. Black markings on White background. Adjustable Black and Red pointer. Enamel treated Aluminum case 4.969 inch diameter by 2.406 inches deep. Plastic crystal. Two connections .250 inch diameter tube. Surface mounted.

00-989-4669

Nickel Copper Alloy Tubes. 0 to 200 PSI with 20 PSI units and 2 PSI increments. Adjustable Black and Red pointers. Enamel treated Aluminum case. 4.969 inch diameter by 2.172 inches deep. Plastic crystal. 0.250 20 connectors. Flush panel mounted with 3 mounting holes .218 inch diameter on a 5.375 inch diameter bolt circle.

00-432-7584

ELECTRIC ACTUATION TYPE. Single or concentric dial scale.

1-1/2 INCH DIAL

Oil pressure concentric dial type scale. 0 to 80 pounds pressure per square inch with 10 pound units and 10 pound smallest increment. Scale marked: "OIL PSI". White pointer, metal case 2.063 inch diameter and illuminated by an incandescent lamp. Provided with a connector type vent.

01-046-2524

1-3/4 INCH DIAL

Oil pressure single scale. 0 to 100 pounds pressure per square inch with 25 pound units and 5 pound smallest increment. White markings on a Black background. White pointer. Scale marked: "OIL PRESSURE". Chrome treated Steel case 2.280 inch diameter by 2.230 inch depth. Glass crystal. Bracket and stud type mounting. Accessory components: gauge, lighting kit.

00-005-7853

GAGE, VACUUM, DIAL INDICATING

SINGLE BOURDON TUBE TYPE, single reading scale.

4-1/2 INCH DIAL BACK CONNECTED

Nickel Copper Aluminum Alloy Tube. 0 to 30 inches mercury. 5 inch units and 0.5 inch increments. Adjustable Black and Red pointers. Enamel treated cast Aluminum case 5.750 inch diameter by 2.500 inches deep. Plastic crystal. .250 inch NPT connector. Surface wall mounted with 3 mounting holes .219 inch diameter on a 5.375 inch diameter bolt circle. 00-906-4006

4-1/2 INCH DIAL BOTTOM CONNECTED

0 to 30 inches Mercury with Bottom Connection location.

01-050-1833

INDICATOR, HUMIDITY, PLUG

Intended for insertion in the barriers of packages in which it is necessary to determine that the desiccant within a package is sufficiently active to maintain a relative humidity below that at which corrosion might occur.

.625 inch height with 1.375 width with 3/4-14 NPT threaded external connection type.

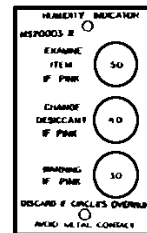
00-618-1822

2.940 inches long by 1.000 inches wide. 6 grams capacity. Threaded single end. 1.5 mm- 18 right-hand threads. 80 percent Humidity Rate.

00-526-8414

INDICATOR, HUMIDITY, CARD

For use in the preservation and packaging of items, to determine that desiccant within a package is sufficiently active to maintain a relative humidity below that of which corrosion might occur. 125 per can. 3.000 inches long by 2.000 inches wide. Rectangular shaped.



00-752-8240

INDICATOR, PRESSURE

HYDRAULIC PRESSURE 1 inch diameter by 3 inches long. 0 to 4000 PSI with scale calibration 500 PSI. White letters, increments and numerals. Clock hand type pointer. Lamp illuminated. Encasement feature included. 26V AC @400 Hz, single phase. One cannon plug with 6 pin contacts. Clamp mounted.

00-880-4735

MULTIPURPOSE PRESSURE 1-9/16 inch diameter by 3 inches long. 0 to 10 PSI. Fluorescent numerals and lined increments. Clock hand type pointer. 26V AC @400 Hz, single phase. One connector (AND10066A14S2P) with 4 pins.

00-515-3996

SYNCHRO PRESSURE 1-9/16 inch diameter by 3 inches long. Fluorescent increments and numerals. Clock hand type pointer. 26V AC @400 Hz single phase. One electrical connector with 4 pins.

00-515-4595

0 to 25 PSI with 1 PSI scale calibration. Fluorescent increments and numerals. Clock hand type pointer. 26V AC @400 Hz single phase. One electrical contact with 4 pins 3.000 inches long.

00-526-5625

INDICATOR, TEMPERATURE, ELECTRICAL RESISTANCE

Minus 70 to 150 degrees Celsius with 10 degree scale calibration. White increments and numerals. Clock hand type pointer. Encasement included. 24V DC. One electrical connector with 3 pins. 1.563 inch diameter by 3.250 inches long.

00-603-3913

1 Electrical current type AC/DC connection

00-441-9575

INDICATOR, TEMPERATURE, THERMOCOUPLE

TWO SCALES

0 to 400 degrees Celsius; 0 to 800 degrees Fahrenheit. Scale calibration 100 degrees Celsius; 100 degrees Fahrenheit. Black major graduations. Clock hand single pointer. 3 inches high by 3.500 inches wide. Iron constantan thermocouple. Panel mounted. Panel mounted body size 2.790 inches.

01-105-2969

100 to 1200 degrees Celsius. Two pointers each with Black tip and Black base. Electrical connector with 9 pin contacts. 2.000 inch diameter by 5.875 inches long.

00-183-0351

KIT, DUAL CHUCK STEM GAGE

Consists of 1 dual chuck foot; 1 chuck foot extension; 1 gage element; 1 quick connect coupling; 1 carrying case; gage 14.375 inch length, 50 to 600 PSI pressure range.

00-020-2976

MANOMETER, U-TUBE

0 to 12 inches water. .063 inch smallest increment. 0.2166 maximum operating pressure. With parallax eliminating feature. Externally connect with elastic tubing. .188 inch outside diameter on the upper right-hand side. Surface panel mounted with 1 connection for compression type coupling, 1 connection for solid Red type coupling male and 1 connection for vent tee.

00-526-9192

TWO LIQUID

Minus 6 to 6 inches of Mercury or water. 0.1 inch smallest increment. 100 PSI maximum operating pressure. Zero adjuster and control valve provided. Top located 1/8 inch NPT internal threaded connector. Surface panel mounted.

00-273-7006

M30 to 30 inches of distilled water or Mercury. 0.2 inch smallest increment. Maximum operating pressure. 50 PSI. Zero adjuster, control valve and parallax eliminating feature provided. Expansion chamber receptacle. Externally connected with .219 inch outside diameter elastic tubing. Surface panel mounted. Connection location top left and right side. Accessories: Plastic carrying case; magnetic mounting clips. Two rapid shut off type molded nylon rubber tubing connectors; one bottle fluorescent green color concentrate. Special Feature: Can be rolled up for storage portable.

00-857-4895

PSYCHROMETER

Backplate mounting with hand sling forced circulation 30 to 110 degrees Fahrenheit with 1 degree graduations. Mercury filled with engraved stem. 7.500 inches long by 1.500 inches wide by .500 inches high. Chain connecting sling handle included (Aluminum). Leather carrying case. Mounting shelter included. Accessories: 1 plastic calculator; 1 wood container; spare thermometers; spare wicks.

00-826-1662

PYROMETER, INDICATING

ELECTRONIC CIRCUIT TYPE Meter dial scale 0 to 600 degrees Fahrenheit with 10 degrees smallest increment. Direct readout, auto compensating. Indicating type pointer. Steel meter case. Carrying case with handle. 2.000 inch height by 5.150 inch width.

01-133-9042

MILLIVOLT CIRCUIT TYPE Eccentric scale. 0 to 600 degrees Fahrenheit with 10 degrees Fahrenheit smallest increment. Calibrated to thermocouple. Scale length 3.375 inch. Single pointer. Plastic carrying case with hinged lid and handle. 14 inches long by 5 inches wide by 9 inches deep. Portable type.

00-389-7423

TEMPERATURE INDICATING COMPOUND

CRAYON FORM

	Deg F
00-938-0431	163
00-880-1293	175
00-938-0434	182
00-226-8150	200
00-255-9516	250
00-255-9518	300
00-275-9000	350
00-269-4892	400
00-566-1588	550

TESTER, PRESSURE GAGE

Bench mounting type, portable. Scale calibration method Master Gage Comparison Test range 0 to 60 PSI and 0 to 600.0 PSI and 0 to 2000 PSI. Carrying case provided with accessories. 1 each 1-1/4 inch, 3/8 inch, 7/16 inch, 9.16 inch open end wrenches and tool bag.

00-821-0798

THERMOCOUPLE, CONTACT

0 to 1000 degrees Fahrenheit temperature range. Protective tube type - glass individual wire insulation Steel outer jacket insulation/sheathing. Four 20 AWG wire leads. 1.250 inches long.

01-105-5593

THERMOCOUPLE, IMMERSION

PROTECTIVE TUBE TYPE

Ceramic insulation over 14 AWG wire. 0 to 1100 degrees Fahrenheit. Immersion length 12.313 inches. Two screw type terminals. Overall 19.375 inches long. Mounting facility 1/2-14 NPT thread.

00-872-4739

Magnesium alloy individual wire insulation over 28 AWG size wire. Immersion length 12.907 inches. Includes 2 stud type terminals and mounted by 1 plate. 1.060 inch width by 1.805 inch length.

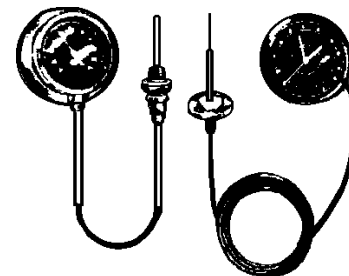
00-179-1882

Corrosion Resisting Steel protective tube. 0 to 250 degrees Fahrenheit. Immersion length 1.250 inches. 3 connector plug 3.940 inches long.

01-042-9946

THERMOMETER, INDICATING CAPILLARY TUBE AND BULB

ETHYL CHLORIDE ACTUATING MEDIUM, BACK CONNECTED



GAS ACTUATING MEDIUM

3 INCH DIAL

Minus 20 to 240 degrees Fahrenheit. D3 bulb without socket. 3 inch long bulb tip, case 5.750 inch diameter, dial 4.500 inch diameter. Bulb plain with bendable extension portion, 3.000 inch length by 0.375 inch diameter.

01-040-0064*

01-053-0649†

* Steel corrosion

† Aluminum

4-1/2 INCH DIAL

Minus 40 to 180 degrees Fahrenheit. 2 degrees Fahrenheit smallest increment. Black markings on Yellow background. With indicating and reference pointers. Aluminum meter case. Plain rigid bulb with bendable extension. Bulb tip 3.500 inches long. Active portion 3.500 inches long by .938 inch diameter. Union type connection. 15 feet long flexible tube.

00-911-1596

CLASS 6685

20 to 240 degrees Fahrenheit. 2.0 degrees Fahrenheit smallest increment. Black markings on Yellow background, with indicating and reference pointer/pen. Aluminum meter case. Plain rigid CRES bulb with 3.500 inch long tip, 3.500 inch long by .932 inch diameter active portion, bulb overall 16.000 inches long. Extension neck 12.500 inches long. Union connected. Case 5.812 inch diameter. Flexible tube 6 feet long.

00-901-1223

20 to 240 degrees Fahrenheit. Indicating and reference type pointer/pen. Aluminum meter case 5.750 inch diameter. Steel Composition. 316 bulb with bendable extension, bulb tip and active portion 3 inches long by .938 inch diameter. Bulb overall 18.000 inches long. Union connection. Extension neck 15 inches long. Flexible tube 15 feet long.

00-453-5870

400 to 1200 degrees Fahrenheit. Smallest increment 5 degrees Fahrenheit. Black markings on Yellow background, with indicating and reference type pointer/pen. Plastic meter case 5.812 inch diameter. Plain CRES bulb with bendable extension. Bulb tip/active portion 3 inches long by .375 inch diameter. Flexible extension any acceptable length. Union connected. Dust proof. Special Feature: Zero Adjustment.

00-113-1212

GAS THERMAL ACTUATING MEDIUM

3-1/2 INCH DIAL BOTTOM CONNECTED

Minus 40 to 180 degrees Fahrenheit. 2 degrees Fahrenheit smallest increment. Black markings on White background. Flexible extension plain CRES bulb 3 inches long with 3/4-28 NS-2A union connection. Flexible tube 20 feet long. Dust and vaporproof cast Aluminum case. 4.406 inch diameter.

00-076-1954

20 to 240 degrees Fahrenheit. 2 degrees Fahrenheit smallest increment. Black markings on White background. Flexible extension plain 3 inches long. Flexible tube 20 feet long. Dust and vapor proof case. Dimensions 4.406 inch diameter.

00-977-4264

20 to 240 degrees Fahrenheit. 2 degrees Fahrenheit smallest increment. Black marking on Yellow background. With Black and Red pointers. Plain rigid CRES bulb .933 inch diameter by 3.500 inches long. Overall 6.000 inches long, with 1-1/4-18 thread union connection. Flexible tube 25 feet long. Aluminum case. 5.875 inch diameter.

00-483-8601

20 to 240 degrees Fahrenheit. 2 degrees Fahrenheit smallest increment. Black marking

on Yellow background, with Black and Red pointers. Plain rigid CRES bulb .933 inch diameter by 3.500 inches long. Overall 22 inches long with thread union connector. 30 feet long flexible tube. Dust proof Aluminum case. Overall dimensions, 5.594 inch diameter.

00-453-5879

20 to 240 degrees Fahrenheit. 2 degrees Fahrenheit smallest increment. 40 feet long flexible capillary tube, with plain rigid CRES bulb. .935 inch diameter, 4.5 inches long, with union connection. Dial has Black marking on Yellow background, with Black indicating pointer and Red reference pointer. Aluminum dust proof case.

00-522-8837

BOTTOM CONNECTED

20 to 240 degrees Fahrenheit. 2 degrees Fahrenheit. smallest increment. 10 feet long flexible capillary tube, with plain, rigid CRES bulb. .370 inch diameter, 2.125 inches long with union connection. Dial has Black marking on Yellow background, Black indicating pointer with zero adjuster. Aluminum alloy shockproof case.

00-491-8220

A/A CONNECTED


20 to 240 degrees Fahrenheit. Smallest increment 2 degrees Fahrenheit. Black markings on White background, with indicating and reference pointer/pen. Aluminum meter case 5.812 inch diameter. Plain rigid CRES bulb with bendable extension. Bulb tip/active portion 3.500 inches long by .931 inch diameter. Bulb overall 11.187 inches long. Extension neck 7.687 inches long. Dust proof. Flexible tube 5 feet long.

00-405-2403

LIQUID ACTUATING MEDIUM. Two inch dial, 100 to 220 degrees Fahrenheit scale range. Flexible plain bulb with bendable extension. 38 inch flexible tube. Steel meter case with 1 indicating single pointer. Union type bulb connection. Bulb length 2.000. Case diameter 2.625.

01-121-0572

MERCURY THERMAL ACTUATING MEDIUM. Concentric type dial with Black marking on Yellow background. With Black indicating and Red reference pointers, with zero adjust. Plastic dust proof case.



30 to 240 degrees Fahrenheit scale range. 2 degrees Fahrenheit smallest increment. 10 feet long flexible capillary tube, with plain rigid Steel bulb, .938 inch diameter, 4.188 inches long. Union connection. Case diameter 5.813 inches portion length 2.500 inches

00-290-8176

VAPOR TENSION ACTUATING MEDIUM

2-1/8 INCH DIAL ANY ACCEPTABLE CONNECTED

Minus 40 to 60 degrees Fahrenheit. Smallest increment any acceptable. Markings any acceptable. Steel meter case 2.938 inch diameter with indicating pointer. Plain rigid bulb, bulb tip/active portion 2.500 inches long by .375 inch diameter. Bulb overall length any acceptable. Extension neck any acceptable length. Flange mounted. Flexible tube 4 feet long.

01-160-4229

2-1/2 INCH DIAL

Minus 40 to 110 degrees Fahrenheit. Steel meter case. Plain bulb. 2.500 inches long bulb tip, case 2.219 inch diameter, dial 2 inch diameter. 60 inch long flexible tube.

01-176-5710

60 to 220 degrees Fahrenheit scale range. Smallest graduated division not specified. 4 foot length flexible capillary tube, with plain bulb, with any diameter, 2.125 inch length. Union connection. Dial has indicating pointer. Steel case.

00-291-6830

50 to 300 degrees Fahrenheit scale range. 2 degrees Fahrenheit smallest increment. 6.0 foot long flexible capillary tube, with plain rigid Brass bulb, .406 inch diameter. 2.625 inches bulb tip length, with union connection. Dial has Black marking on White background, with Black indicating pointer. Brass vaporproof case.

00-337-7180

100 to 220 degrees Fahrenheit scale range. 10 degrees Fahrenheit smallest increment. White figures on Black background with White pointer. Plain rigid Copper alloy bulb 2.320 inch diameter by 3.130 inches long. Overall Any acceptable length. Flexible tube 15 feet long. Vaporproof Steel case.

00-194-1710

2-1/2 INCH DIAL BACK CONNECTED

40 to 240 degrees Fahrenheit scale range. Smallest graduated division not specified. 1 foot long flexible capillary tube, with plain rigid Copper bulb 2 inches long with union connection. Dial has Black marking on White background, with Black indicating pointer. Steel dust proof case. U-clamp panel mounting.

00-291-0584

2-5/8 INCH DIAL BOTTOM CONNECTED

100 to 300 degrees Fahrenheit scale range. Black pointer. Plain rigid Copper alloy bulb .563 inch diameter by 3.500 inches long. Overall 6.250 inches long with union connector. Rigid stem mounted. Vaporproof Steel case. Overall dimensions, 3.719 inch diameter by 3.500 inches long.

00-113-6573

THERMOMETER, SELF INDICATING, BI-METALLIC

DESIGNED TO INDICATE FLUCTUATING TEMPERATURES



1 INCH DIAL

0 to 220 degrees Fahrenheit scale range. 2 degrees Fahrenheit smallest graduated division. Dial has Black marking on Silver background. CRES case. 90 degree back angle, plain connection. Spike mounting 5 inch long stem, dimensions 5.500 inches long. With plastic case and pocket clip.

00-444-6500

1-1/2 INCH DIAL

50 to 300 degrees Fahrenheit scale range. 2 degrees Fahrenheit smallest increment. Black marking on White background. Portable pointed CRES case mounting. 90 degree back angle mounting 8 inch long stem. Glass face. Overall dimensions 8.320 inches long.

00-174-6239

1-3/4 INCH DIAL

0 to 100 degrees Celsius scale range. 1 degree Celsius smallest graduated division. Dial has Black marking on White background. Steel case, 90 degree back angle 8 inch stem length fixed mounting. Dimensions 8.320 inches long 1.750 inch diameter, with protective face glass/plastic.

00-663-8093

0 to 220 degrees Fahrenheit scale range. 2 degrees Fahrenheit smallest graduated division. Dial has Black marking on metal scale plate. Corrosion resisting Steel case. 90 degrees back angle connection. 8 inches long stem connection. Fixed mounting. Dimension 8.32 inches long 1.75 inch diameter. With protective face glass.

00-373-3436

2 INCH DIAL

0 to 180 degrees Fahrenheit scale range. 2 degrees Fahrenheit smallest graduated division. Dial has Black marking on silver background. 8 inch long stem. 2 inch liquid immersion. With protective face.

00-802-9270

200 to 400 degrees Fahrenheit scale range. 2 degrees Fahrenheit smallest graduated division. Dial has Black marking on White background. CRES case, 90 degree back angle, 1/4 inch plain connection. Metal clip mounting. 5.625 inch long stem. 2 inch liquid immersion. With adjustable spring clip and preset adjustable indicator. Dial marked with proper temperature ranges for candy and deep-fry cooking.

00-585-5678

2-1/8 INCH DIAL

140 to 200 degrees Fahrenheit scale range. 5 degrees Fahrenheit smallest increment. Black marking on White background. 3-7/8 inch meat immersion. Polished CRES case. 90 degree back angle plain connection. 4.625 inch stem length. Glass face. Overall dimensions 5.500 inch long by 2.750 inch diameter.

00-641-0189

3 INCH DIAL

Minus 40 to 180 degrees Fahrenheit scale range. Enamel treated CRES case. Stem 4 inches long. Overall 5.406 inches long.

00-239-6679

Minus 40 to 180 degrees Fahrenheit scale range. 2 degrees Fahrenheit smallest graduated division. 4 degrees Fahrenheit scale adjustment. Dial has Black marking on White background. CRES case with Gray finish. Overall dimensions 6.563 inches long, 3.000 inches diameter. With protective face.

00-782-5230

Minus 40 to 180 degrees Fahrenheit scale range. 2 degrees Fahrenheit smallest graduated division. 4 degrees Fahrenheit scale adjustment. Dial has Black marking on White background. CRES case with Gray finish. Straight 3/4-28 UNS-2A bottom connection. Separable socket mounting 2 inch long stem. Overall dimensions 3.391 inches long, 3.000 inch diameter. 2 inch liquid immersion. With protective face.

00-782-5244

Minus 40 to 180 degrees Fahrenheit scale range. 2 degrees Fahrenheit smallest increment. Black marking on White background. 2 inch liquid, 4 inch gas immersion. CRES metal case, separable socket mounting, 90 degree back angle. Plastic face. Overall dimensions 6.641 inch length by 3.000 inch diameter.

00-042-3218

20 to 240 degrees Fahrenheit scale range. 2 degrees Fahrenheit smallest increment. Black marking on White background. Enamel Gray CRES case. Straight 4 inch long. Transparent protective face provided. Overall dimensions 8.500 inches long by 3.000 inches diameter.

00-782-5234

20 to 240 degrees Fahrenheit scale range. 2 degrees Fahrenheit smallest graduated division. Black marking on Silver background. 2 inch liquid immersion. Bulb tip dimensions .374 inch diameter by .438 inches long. CRES case, threaded stem 2 inches long. Plastic face, overall dimensions, 5.562 inches long by 3.000 inches in diameter by 2.000 inch stem length.

00-483-8596

20 to 240 degrees Fahrenheit scale range. 2 degrees Fahrenheit smallest graduated division. 2 degrees Fahrenheit scale adjustment. Dial has Black marking on White background. CRES case with Gray finish. Straight 3/4-28 UNS-2A swivel bottom connection. Separable socket mounting. 2 inch long stem. Overall dimensions, 6.546 inches long, 3.171 inches wide. 2 inch liquid immersion. With protective face.



00-782-5247

20 to 240 degrees Fahrenheit scale range. CRES case with gray finish. 2 inch long stem. Overall dimensions 3.406 inches long, 3.000 inch diameter.



00-782-5249

20 to 240 degrees Fahrenheit scale range. 2 degrees Fahrenheit smallest increment. Black marking on White background. 2 inch liquid immersion. Enamel Gray CRES case. 4 inch long stem. Plastic face, Overall dimensions, 6.250 inches long by 3.170 inch diameter.

00-782-5236

20 to 240 degrees Fahrenheit scale range. 2 degrees Fahrenheit smallest increment. Black marking on Silver background. CRES case. Plastic face, Overall dimensions, 6.469 inches

CLASS 6685

long by 3.000 inch diameter.

00-404-3715

50 to 550 degrees Fahrenheit scale range. 5 degree Fahrenheit smallest increment. 10 degree adjustment variation. Black marking on White background. Enamel Gray CRES case, 4 inch length. Glass face. Overall 8.500 inch length by 3.000 inch diameter.

00-066-6102

50 to 550 degrees Fahrenheit scale range. 5 degrees Fahrenheit smallest increment. 10 degrees Fahrenheit scale adjustment. Dial has Black marking on White background. CRES case with gray finish. 2 inch long stem. Dimensions 6.406 inches long, 3.170 inches wide, 2 inch liquid immersion. With protection safety glass face.

00-782-5248

50 to 550 degrees Fahrenheit scale range. 5 degrees Fahrenheit smallest increment. Black markings on White background. CRES case, 4 inch long stem. 2 inch liquid immersion. Glass cover. Dimensions 6.250 inches long by 3.000 inch diameter.

00-841-1439

50 to 550 degrees Fahrenheit scale range. 5 degrees Fahrenheit smallest increment. Dial has Black markings on White background. CRES case with gray finish. 2 inch long stem. Dimensions 4.250 inches long by 3.000 inch diameter. With protective laminated glass face.

00-782-5250

3-1/4 INCH DIAL

20 to 240 degrees Fahrenheit scale range. 2 degrees Fahrenheit smallest increment. 360 degree scale adjustment. Dial has Black markings on metal scale plate. CRES case. 4 inch long stem. Overall dimensions 4.938 inch length by 3.250 inch diameter. With protective face.

00-053-0493

5 INCH DIAL

50 to 750 degrees Fahrenheit scale range. 10 degrees Fahrenheit smallest increment. Black markings on a White background. Enamel Gray CRES. 6 inch stem length. Glass face. Dimensions 9.562 inches long by 5.250 inches wide by 5.000 inch diameter.

00-782-5235

50 to 750 degrees Fahrenheit scale range. 10 degrees Fahrenheit smallest increment. Dial has Black markings on White background. CRES case with Gray finish. 4 inch long stem. Dimensions 5.406 inch length, 5.000 inch diameter 2 inch liquid immersion. With separable socket.

00-782-5241

THERMOMETER, SELF-INDICATING, LIQUID IN GLASS

AIR SERVICE

ASTM Solid Etched stem. Total immersion type, with carrying case. Minus 5 to 215 degrees Fahrenheit temperature range. Overall length 400.0, 0.5 degrees.

00-242-2224

COMMON TYPE

0 to 160 degrees Fahrenheit.



00-243-9964

INDUSTRIAL TYPE

Metal scale with Black markings on silver background. Metal case equipped with lens magnifying front of scale. 1-1/4-18 NEF-2 threaded stem connection.

REFRIGERATION SERVICE

2 degrees smallest graduated division. Pocket type. Perforated armor case. 5-1/2 inches long.



00-243-9963

SALINOMETER COMPONENT

2 degrees smallest graduated division. Etched glass tube with lens magnifying front. 8-1/2 inch overall length.



00-239-4005

TEMPERATURE, PATIENTS BATH

30 to 140 degree Fahrenheit.



00-051-9480

20 to 230 degrees Fahrenheit. 1 degree smallest increment. Expansion chamber and ring.



00-242-2183

200 to 700 degrees Fahrenheit, 5 degrees smallest increment. Etched stem. Expansion chamber and securing ring. 10.875 inches long.

00-242-2184

0 to 300 degrees Fahrenheit. Engraved stem. Overall diameter 0.230, overall length 12.000, scale length 9.000.

00-051-4845

TRANSMITTER, PRESSURE

26V AC @400 HZ SINGLE PHASE

One 4 pin electrical connection. Bourdon tube actuation. 0 to 5000 PSI range. 4.940 inches long by 2.620 inches wide by 2.620 inches thick. Four insert type stop nuts for mounting.

00-983-4383

One 6 pin electrical connection. Reference Number LS13578H10-6PN. 1/4 inch diameter external pipe and fluid pressure fitting. Autosyn actuation with 0 to 4000 pound PSI measurement range. 5.868 inches long by 2.250 inch diameter. One external pipe connection type mounting.

00-364-5404

115 V AC @400 Hz SINGLE PHASE

One 5 control electrical connection. Internal straight threaded mechanical connection. Autosyn actuation. 0 to 4000 PSI range. 5.430

inches long by 1.750 inch diameter. Connection mounted.

00-263-4545

TRANSMITTER, TEMPERATURE, ELECTRICAL RESISTANCE

For use in aircraft in conjunction with electrical resistance temperature indicators to indicate liquid or gas temperature.

Minus 70 to 300 degrees Celsius scale range. External connection 1 male snap-on. CRES protective tube.

Threaded size 5/8-18 UNF-3A .281 inches long external threads. .005 inch outside diameter by 2.075 inches long.



V DC
00-616-2373 24

Minus 70 to 300 degrees Celsius scale range. External connection 2 male contact type AND10066-A-12S-3P connector. Protective metal tube.

Threaded size 5/8-18 UNF-3A .281 inches long external threads. .281 inch outside diameter by 3.500 inches long.



V DC
00-373-9004 24

Threaded size 7/16-20 UNF-3A .281 inch long external threads, outside diameter .250 inches by 2.125 inches overall long.

V DC
00-580-9651 24

48.9 to 160 degrees Celsius scale range. Protective tube type. .375 inch outside diameter. External electrical connector, 1 male contact with 1/2-14 NPTF external threads. .766 inch thread length. 2.656 inches overall length.

V DC
00-814-5271 24

NON-SPECTYPES PROTECTIVE TUBE CRES

Minus 53.9 to 48.9 degrees Celsius scale range. Internal electrical connection. External straight threaded mounting. Dimensions, .312 inch outside diameter by 2.600 inches overall length.

V DC
00-260-9374 24

Minus 6.7 to 104.4 degrees Celsius scale range. .380 inch outside diameter by 13.480 inches overall length. .625 inch thread length mounted with 1/2-14 thread.

00-349-4187

CLASS 6695

COMBINATION AND MISCELLANEOUS INSTRUMENTS

NOTE: As non-plastic alternatives to plastic items currently in use are identified, information will be provided through shopping advisory messages and the Afloat Shopping Guide. To help you shop more "wisely", items recommended for shipboard use will be annotated with "NP" by the National Item Identification Number.

BEZEL, INSTRUMENT MOUNTING

Aluminum. Night vision compatible lighting bezel. Fits onto a two inch diameter case. One piece circular with 1.900 inch diameter aperture size.. Screw mount. 2.534 nominal inch overall length by 2.535 nominal inch overall width by .260 nominal inch overall thickness.

01-324-4698

LIGHT, INSTRUMENT

6.0 DC nominal voltage rating. One incandescent lamp accommodated. .060 pounds unpacked unit weight.

01-050-3376

TRANSDUCER, MOTIONAL PICKUP

4.0 minimum and 16.5 maximum Volts, DC current. 2.187 nominal inch overall length by .775 nominal inch overall diameter. Stainless steel body.

01-029-2502

28 nominal Volts, DC current. Connector receptacle terminal type. Diaphragm actuation method

01-370-2601

CLASS 6750 PHOTOGRAPHIC SUPPLIES

NOTE: As non-plastic alternatives to plastic items currently in use are identified, information will be provided through shopping advisory messages and the Afloat Shopping Guide. To help you shop more "wisely", items recommended for shipboard use will be annotated with "NP" by the National Item Identification Number.

ACETIC ACID, GLACIAL, TECHNICAL

1 bottle liquid.

00-275-1215

00-424-0139

For aerial black and white negatives. 40 feet nominal length. Spool winding device type.

01-111-3634

01-358-2035

PICTURE PACK, RAPID PROCESSING PHOTOGRAPIC

10 exposure, for color prints.

00-868-7901

BLEACH, PHOTOGRAPHIC

Liquid, single unit for mixing. 1 Gallon. For color film reproductions.

01-022-8410

FIXING BATH, PHOTOGRAPHIC

75 liters of liquid for black and white film. Automatic material processing method.

00-092-5054

For black and white prints.

01-250-1824

DEVELOPER, PHOTOGRAPHIC

Separate units of liquid and powder for mixing. 20 Gallons. For black and white film reproductions.

00-151-6035

1 gallon liquid for color film. Automatic material processing method.

00-544-1529

REPLENISHER, DEVELOPER, PHOTOGRAPHIC

75 liters. Liquid. For black and white film.

00-165-7133

One gallon, liquid. For color film reproductions. Automatic material processing method.

01-050-7789

PAPER, PHOTOGRAPHIC

For color prints (contact printing). Core winding device type. Fine grain, luster, opaque. 275 nominal feet. 5 nominal inches wide. Blue sensitive, neutral base color.

STABILIZER, PHOTOGRAPHIC

10 liters. Liquid. First stage usage. For color film.

01-285-1770

FILM, PHOTOGRAPHIC

For still picture cameras. 33 millimeter roll, 24 exposures. Magazine winding device type. Color negatives.

Liquid, premixed unit. Second stage usage. For film and paper. Color reproductions.

01-443-3345

GROUP 68 CHEMICALS AND CHEMICAL PRODUCTS

CLASS 6810 CHEMICALS

NOTE: As non-plastic alternatives to plastic items currently in use are identified, information will be provided through shopping advisory messages and the Afloat Shopping Guide. To help you shop more "wisely", items recommended for shipboard use will be annotated with "NP" by the National Item Identification Number.

ACETONE, ACS

Colorless, Highly Flammable Liquid used as a solvent for extractions, in organic synthesis and in many other laboratory applications. Nominal recorded boiling point is 56.1 degrees Celsius.

00-753-4780 16 oz bottle

ACETONE, TECHNICAL

Colorless Flammable Liquid. For use as a general solvent and as a dry-spotting agent to remove oil, resin, paint, and varnish.

00-223-2739_{NP} 16 oz can
00-184-4796_{NP} 5 gal can

ACID SOLUTION

Hydrochloric Acid, 1 ounce bottle with dropper.

01-118-2612

ALCOHOL, DENATURED

Specially Denatured Ethyl Alcohol. Flammable Liquid mixtures formulated for industrial applications. Used as alternate fluid for deicing systems. Colorless, formula number, 3A. Grade 3.

WARNING: Unfit for human consumption.

00-201-0906 16 oz bottle
00-543-7415_{NP} 1 gal can
00-201-0907 5 gal pail

AMINO ACID REAGENT

Dropping bottle, powder pillows, used for low range silica.

01-169-1770 100 count

AMMONIUM HYDROXIDE, REAGENT

ASC is a colorless liquid with an intense pungent odor of Ammonium. Average Specific Gravity is 90. It is soluble in water and produces a strong Alkaline reaction. Used in organic synthesis, in inorganic analysis and many other applications in the laboratory.

WARNING: Liquid causes burns! Vapor extremely irritating.

01-018-6726 16 oz bottle
01-018-9769 32 oz bottle

AMMONIUM HYDROXIDE, TECHNICAL

Colorless Caustic Ammonium Solutions.

27% minimum concentrate, 30% maximum. Laundry cleanser agent. Type I.

00-222-9643 80 oz bottle

AMPOULE, DISSOLVED OXYGEN

SPCC HX Quality Controlled Item. Design control reference numbers below.

01-173-8392 8723-0430
01-174-5074 8723-0432
01-173-9653 8723-0434

BATTERY WATER

100 parts per million.

00-286-3783 1 gal bottle
00-297-9540 5 gal drum

BORIC ACID, ACS

Bottle, in crystal form.

00-264-6535

BUFFER, DRY SALT

SPCC HX Quality Controlled Item.

00-145-0279

CALCIUM HYPOCHLORITE, TECHNICAL

Granular White powder. 65% minimum available Chlorine. May be used as a general disinfectant, laundry bleach, (not for synthetic fibers), and in purifying swimming pool and drinking water.

00-255-0471 6 oz bottle
00-242-4770 3-3/4 lb bottle or can

CHARCOAL, ACTIVATED, TECHNICAL

High-grade activated charcoal granules in cloth bags. Intended for use in submarine air-conditioning filters and vents.

00-943-7346* 600 gram bag
00-726-7944 5.2 lb bag

* Non Spec Item

CHLORIDE INDICATOR, POWDER

SPCC HX Quality Controlled Item.

00-148-7150 12 caps bottle

CHLORIDE SOLUTION

Chlorine liquid reagent. SPCC HX Quality Controlled Item.

01-076-1734

CITRIC ACID, ANHYDROUS, TECHNICAL

Crystal form, 99% assay, Intended for use as a cleaning agent in distillation equipment sets, etc., and may be used to prevent setting of bleach slurry.

00-141-2942 50 lb drum

CITRIC ACID, MONOHYDRATE, ACS

Granular form, 99% assay.

00-281-2014 500 gram bottle
00-597-6098 5 lb bottle (crystal)

CITRIC ACID, POWDER

10 milliliter Sample Pillows, 100 Pillows per bottle.

01-169-6568

CITRIC ACID REAGENT TABLETS

Slow release tablets for Calcification control in shipboard urinals. Packaged 100 tablets in a plastic, waterproof, 5 gallon pail.

CLASS 6810

01-362-0042

CUPRIC SULFATE, ACS

Crystal form.

00-241-1203 500 gram bottle

DIMETHYLGLYOXIME, ACS

White crystal form with a faint amine odor. This is an analytical reagent grade chemical used in the formulation of organic compounds. Also used where a solvent with a low rate of evaporation is required. Body contact will cause skin irritation.

01-082-5414 25 gram bottle

DISTILLED DEIONIZED WATER

Liquid form. 5.0 maximum PPM total solids, 3.6 maximum micro ohms conductance at 70 degrees Fahrenheit.

00-682-6867* (6) 1 gal bottles

00-356-4936 5 gal bottle

* Non Spec Item

DISTILLED WATER, ACS

00-107-1510 5 gal drum

ETHYL ALCOHOL, TECHNICAL

95% minimum assay, Flammable. Specific gravity 0.816.

00-823-8003 5 gal drum

ETHYLENE GLYCOL MONOETHYL ETHER, TECHNICAL

Liquid form, Specific gravity .930 minimum flash point 130 degrees Fahrenheit.

00-222-2751_{NP} 5 gal can

ETHYLENE GLYCOL. TECHNICAL

Poisonous. For use as a heat-transfer fluid and laboratory testing.

01-006-4205_{NP} 1 gal bottle

HARDNESS BUFFER

Powder form, 500 gram Bottle with Brass dipper.

01-072-1977

HARDNESS INDICATOR

Powder form, 500 gram Bottle.

01-072-1979_{NP}

HARDNESS TITRATING SOLUTION

Liquid, 1 gallon bottle.

01-072-1978

HYDROGEN PEROXIDE, ACS

A Clear, colorless liquid that decomposes with the evolution of Oxygen. Specific gravity of 29 to 32% solution is about 1.1 (at 14 degrees Celsius). It is miscible with water, soluble in Alcohol and Ether, but insoluble in petroleum Ether. Used in analytical chemistry as a source of organic and inorganic peroxides and for hydroxylation, oxidation, and reduction reactions. Packed in non-actinic glass or polyethylene bottle with vented stopper. Avoid contact with skin.

01-044-4188* 600 ml

* SPCC HX Quality Control Item, Number 8723-401

ION EXCHANGE COMPOUND

Synthetic Zeolite resinous particles. Used for demineralizing or treating water in nuclear power applications.

00-559-3267 1/3 cu ft drum

00-181-8321* 1 cu ft

00-873-2554 (8) 8 lb 2 oz bags in drum

* SPCC HX Quality Control Item, Number 8723-0083

ISOPROPYL ALCOHOL, ACS

Clear, colorless, Flammable Liquid. For use as a general laboratory reagent. 1 degree Celsius boiling range, 0.781 to 0.783 specific gravity @ 25 degrees Celsius. Grade N, Class 3.

00-227-0410 1 gal bottle

ISOPROPYL ALCOHOL, TECHNICAL

Clear, colorless, Flammable Liquid Solvent. also known as 2-Propanol.

NOTE: Do not use on acrylic-plastic canopies or windows.

Grade A. 10% maximum water content. For use as an intermediate in the manufacture of chemicals.

00-753-4993 8 oz can

00-983-8551 32 oz can

00-286-5435 1 gal can

Grade B, 40% maximum water content. For use in organic coatings and anti-icing fluids.

00-855-6160 5 gal can

LITHIUM BROMIDE CHARGE

Powder Form.

00-797-8619 60 lb

LITHIUM HYDROXIDE, TECHNICAL

Powder form. 97% minimum assay.

00-559-3261_{NP} 6.5 lb can

MANNITOL, ACS

Bottle in powder form. Material will be in accordance with ships parts control center activity HX quality control, manufacturing and testing specifications.

00-149-0577

METHANOL, ACS

Clear colorless liquid. 99.9% minimum assay.

00-753-4783 16 oz bottle

METHANOL, TECHNICAL

Clear, colorless, Flammable Liquid. also known as "Methyl" or "Wood Alcohol". Synthetic grade, 99.85% minimum assay. For use as a solvent and for generating Hydrogen and Carbon Dioxide.

00-597-3608_{NP} 1 gal can

00-275-6010_{NP} 5 gal can

METHYL ETHYL KETONE, TECHNICAL

Clear, colorless Flammable Liquid (2-Butanone). 99% minimum assay. For use as a solvent in paint, varnish removers, nitro-cellulose lacquers, and vinyl-resin coatings.

00-264-8983 3 oz bottle

00-281-2785 1 gal can

00-281-2762 5 gal can

METHYL PURPLE ALKALINITY STANDARD

Consists of .318 grams of ACS reagent grade Sodium Carbonate per liter of distilled or demineralized water solution. Six, 100 milliliter bottles per box.

01-259-8231

MOLYBDENUM DISULFIDE, TECHNICAL

Black, lustrous powdered lubricant. 98.5% minimum assay.

00-816-1025 10 oz bottle

00-264-6715 1 lb can

MONOETHANOLAMINE-CHELATING AGENT SOLUTION

Clear liquid solution. Used in scrubbing equipment for removing Carbon Dioxide (CO₂) from air-streams.

00-958-9970 5 gal drum

MORPHOLINE, TECHNICAL

Liquid. 40% minimum assay. Flash point 88 degrees Celsius.

00-140-0889* 1 gal can
 00-419-4298 5 gal can
 * SPCC HX Quality Control Item

NAPHTHA, ALIPHATIC

Colorless, Flammable, Liquid petroleum Naphtha. 85 to 143 degrees Celsius low-boil range. For use in cleaning acrylic plastics, or as a thinner for organic coatings. Type 2.

00-238-8119_{NP} 1 gal can
 00-265-0664_{NP} 5 gal can

NITRIC ACID, REAGENT

Corrosive Liquid, SPCC HX Quality Controlled Item. Design Control reference number 8722-0095.

00-148-7155 32 oz. bottle

NITRIC ACID, TECHNICAL

Colorless or Yellowish Corrosive Liquid. 61% minimum aqueous solution. For use in printing processes and for cleaning Brass, Bronze and Copper.

00-222-9655 16 oz bottle

ORTHOPHOSPHORIC ACID, TECHNICAL

Clear, water-white Corrosive Liquid (Phosphoric Acid). Aqueous solution strength noted below.

Class 1: 85% minimum. For use as a plate-etch solution, and as a basic fountain stock solution.

00-264-6722 7 lb bottle

P-PHENYLENEDIAMINE, REAGENT

Tablet form. Packaged 250 tablets per box.

01-051-2815

POTASSIUM CARBONATE SOLUTION

42.2% by weight Potassium Carbonate, 57.8% by weight water.

00-499-5825 4 gal

POTASSIUM HYDROXIDE, ACS

Pellet form.

00-136-6000 4 oz bottle

POTASSIUM HYDROXIDE SOLUTION

Carbon Dioxide (CO₂) absorption fluid. Distilled-water solutions for use in indicators.

30% minimum KOH solute, ACS.

00-543-4041* 500 ml bottle
 00-850-7787 6 qt bottle
 * Non Spec Item

POTASSIUM IODIDE, ACS

Colorless or White crystals. Specific gravity is 3.12 and refractive index is 1.677. Melting point is 723 degrees Celsius, and boiling point is 1420 degrees Celsius. Slightly soluble in Ether and soluble in Glycerol.

00-935-1034 20 gram vial

SODALIME REAGENT

Highly porous granules, Size 4 to 8 mesh. Moisture content 14 to 19 percent. For divers life support system.

01-113-0110 37 lbs

SODIUM BICARBONATE, TECHNICAL

White powder, commonly known as "baking soda". Any acceptable composition. For use in soda-acid fire extinguishers, and as a mild alkali.

CAUTION: Not for medicinal or food purposes.

00-264-6618 1 lb box

SODIUM BISULFATE, ANHYDROUS, TECHNICAL

Colorless-to-light-Yellow globular pellets, any acceptable composition. An easily handled solid acid, also known as "niter cake". Can be used as a flux in dissolving minerals; in pickling baths, as a substitute for Sulfuric Acid. Type I.

00-270-9984 100 lb drum

SODIUM CARBONATE, ANHYDROUS, TECHNICAL

Grayish-White powdered soda ash. 58% dense grade. 99.2% minimum assay. For use where a moderately strong Alkaline material is required; in various washing, cleaning, and scouring processes with or without soap; and in water softening and PH control.

00-233-1715* 100 lb drum
 * Non Spec Item

SODIUM CHLORIDE, TECHNICAL

Granular rock salt. For use in regeneration of ion-exchange resins in water softening units. Do not use for medicinal or food purposes.

00-227-0437* 80 lb bag crystal
 * Non Spec Item

SODIUM HYDROXIDE, TECHNICAL

White Caustic Soda or Lye in flakes or powder form. 96% minimum assay. For cleaning, washing and scouring, with or without soap,

where a strong Alkaline material is required. For PH control of boiler water feed in 1200 PSI shipboard boilers.

00-270-8177 500 gm

SODIUM HYPOCHLORITE SOLUTION

Clear, Greenish-Yellow liquid bleach, 5 minimum available Chlorine. For bleaching White cotton and cotton-combination fabrics, (do not use for synthetic or colored fabrics); for disinfecting; and for purifying water. Grade A.

00-598-7316 6 gal bottle

SODIUM METASILICATE, ANHYDROUS, TECHNICAL

Dustless White granules, 49.5% sodium oxide, 44% silica. For washing, cleaning, and scouring with or without soap or other detergents.

00-664-7062 100 lb bag

SODIUM NITRITE, ACS

Granular diazotizing salts, 97 minimum assay. Very Active Oxidizing Agent for use as a general laboratory reagent.

00-270-3254 5 lb bottle

SODIUM PHOSPHATE, DIBASIC, ANHYDROUS, TECHNICAL

White, powdered Disodium Phosphate, 97 minimum assay. Use for water softening and as an ingredient in compound metal cleaners; also used for Phosphate control of boiler water feed in 1200 PSI shipboard boilers.

00-584-4298 25 lb drum

SODIUM PHOSPHATE, MONOBASIC, ANHYDROUS, TECHNICAL

Bag, in granular form.

00-281-1858

SODIUM PHOSPHATE, TRIBASIC, ANHYDROUS, TECHNICAL

White powdered or granular Tri Sodium Phosphate. 36 minimum alkalinity. Suitable for washing, cleaning, and scouring with or without soap; and where a moderately strong Alkaline solution is required in de-greasing operations.

00-141-6078 1 lb bottle
 00-141-6080 100 lb drum

SODIUM PHOSPHATE, TRIBASIC, DODECAHYDRATE, TECHNICAL

Crystal, 97.0 minimum by weight. Intended for washing, cleaning and scouring, with or without soap when a fairly strong Alkaline material is required. Type 2.

CLASS 6810

01-082-5415 25 lb drum

SODIUM THIOSULFATE SOLUTION, REAGENT

SPCC HX Quality Controlled Item. Reference number 8722-0096.

00-148-7156 1qt bottle

STANDARD HARDNESS SOLUTION

Reagent used in checking quality of chemicals and equipment used in shipboard boiler water and feeder water testing.

01-125-5234 150 ml bottle

SULFURIC ACID, ELECTROLYTE

NOT FOR SHIPBOARD STORAGE.

Corrosive Liquid for storage batteries.

00-249-9354 1 gal bottle
00-823-8007 5 gal drum

TALC, TECHNICAL

Powdered Talc for general purpose use. Suitable for dusting rubber tires and tubes, eye and face pieces, and rubber check pads. Class B.

00-270-9989 1 lb sifter can with cap

TOLUENE, TECHNICAL

Colorless, Flammable liquid, also known as Toluol or Methylbenzene. 109 to 113 degrees Celsius boil-range grade. For use as an organic

coating solvent or thinner.

00-281-2002_{NP} 1 gal can
00-290-0048_{NP} 5 gal can

1,1,1-TRICHLOROETHANE, TECHNICAL

Clear, nonflammable liquid solvent (methylchloroform). For use in cold-cleaning operations and de-greasing electrical equipment. May be used as a spot remover on fabrics and plastics (use with caution on synthetics). NOT for vapor de-greasing.

WARNING: Do not use in oxygen systems.

Liquid, Specific gravity 1.300 minimum, and 1.327 maximum 70 degrees Celsius minimum initial boiling point and 88 degrees Celsius maximum dry. Use with adequate ventilation because vapor may be harmful. Intended for vapor de-greasing use where air pollution regulations preclude the use of other materials.

00-476-5612 5 gal can

XYLENE, TECHNICAL

Clear, Flammable, and toxic liquid, also known as dimethylbenzene or xylol. 10 degree grade. For use as a solvent or thinner for alkyd resins, lacquers, enamels, rubber cements, and other organic coatings.

Grade A

00-598-6600_{NP} 1 gal can

Grade B

NITRIC ACID, REAGENT

1.0 normal. Class A.

00-270-9978_{NP} 32 oz bottle

MERCURIC NITRATE SOLUTION

0.5 normal. Class B.

00-281-4163_{NP}* 4 oz bottle
* SPCC HX Quality Control Item

METHYL RED-ACID BLUE

5 Capsules. Powdered mix in size 00 gelatin capsules. Class E.

00-142-9290 12 caps/bottle

CHLORIDE INDICATOR

Class F, except SPCC Number 8723-0027.

00-753-4907* 12 caps/bottle
* SPCC HX Quality Control Item

STANDARD REAGENTS

ACS grade. For use in checking the quality of chemicals and equipment used in boiled water testing. Class as noted.

STANDARD CHLORIDE SOLUTION

5 EPPM, class K.

01-129-3762 75 ml bottle

STANDARD CONDUCTIVITY SOLUTION

1400 U-MHOS/CM, class I.

00-945-7682 250 ml bottle

CLASS 6830

GAS: COMPRESSED AND LIQUEFIED

NOTE: As non-plastic alternatives to plastic items currently in use are identified, information will be provided through shopping advisory messages and the Afloat Shopping Guide. To help you shop more "wisely", items recommended for shipboard use will be annotated with "NP" by the National Item Identification Number.

CAUTION HAZARDOUS MATERIAL

Many items in this class are hazardous. Read and follow all label instructions. Comply with the procedures for handling, stowing, and disposing of hazardous materials outlined in NAVSUP PUBLICATION 485, Afloat Supply Procedures, and DoD 6050.5-LR, Hazardous Material Information System (HMIS).

NAVY RETAIL SUPPLY SYSTEM MANAGEMENT PROCEDURES, FOR THESE ITEMS ARE OUTLINED IN NAVY SHIPS PARTS CONTROL CENTER INSTRUCTION, 10330.4.

ACETYLENE, TECHNICAL

Highly Flammable Dissolved Gas. 98% minimum assay. For welding and cutting metals. Grade B.

	Cubic Feet	
00-286-5434	10	Gas only
00-290-4370	40	Gas only
00-270-8216	225	Gas only
00-264-6751	225	With cylinder

ARGON, TECHNICAL

Nonflammable gas. 99.985% purity, dry, and oil free. For use as an inert gas in arc welding. Aluminum, Magnesium, Corrosion Resisting Steel, and other alloys.

	Cubic Feet	
00-290-4291	243	Gas only
00-782-2637	200	With cylinder

CALIBRATING GAS MIXTURE

A mixture of: 78.2% Nitrogen and 21.2% Oxygen. NSN for cylinder only: 8120-01-249-5447.

	Cubic Feet	
00-406-4766	6.5	with cylinder

A mixture of: 76.05% Hydrogen, 20.5% Oxygen, and 2.5% Hydrogen. Used for calibrating blood gas apparatus, NSN 6630-01-063-2944. 560 liter disposable cylinder.

	Cubic Feet	
00-203-1492	6	with cylinder

CARBON DIOXIDE, TECHNICAL

Nonflammable liquefied gas. General Use. Non-medical grade. 99.5% minimum assay. Grade B.

00-142-8841*	50 lbs	Gas only
00-682-6842†	50 lbs	Gas only
* Use Gray color cylinder		
† Red color fire fighting cylinder		

FIRE EXTINGUISHER USE

00-682-6839	15 lbs	Gas only
-------------	--------	----------

DICHLORODIFLUORO-METHANE, TECHNICAL

Fluorocarbon compound used primarily in refrigeration and air conditioning units or as a nonpolar heat transfer and electronics isolation media. Boiling point at 29.92 millimeters Mercury minus 21.6 degrees Fahrenheit. Type 12.

00-264-5913*	45 lbs	With cylinder
00-290-4377	45 lbs	Gas only
00-106-1656	50 lbs	Disposable cyl

* For overseas use only.

DICHLOROTETRAFLUORO-ETHANE, TECHNICAL

Fluorocarbon compound used primarily in refrigeration and air conditioning units or as a nonpolar heat transfer and electronics isolation media. Boiling point at 29.92 millimeters Mercury 38.8 degrees Fahrenheit. Type 114.

00-782-6512*	57 lbs	Gas only
00-290-4379*	57 lbs	With cylinder

* Liquefied gas

HELIUM, TECHNICAL

Nonflammable odorless inert gas. Grades A and B.

NOTE: In general, Grade A is suitable for any purpose for which a lower grade is recommended.

Grade A. 99.995% minimum purity. Oil-free and moisture free. For use: as an inert gas shield in welding, inert blanketing of molten metals, inert filling for electrical machinery, and optical instruments; for breathing in Helium-Oxygen mixtures; and many other applications. Right-hand thread.

	Cubic Feet	
00-660-0027	217	Gas only

MONOBROMOTRIFLUORO-METHANE, TECHNICAL

99.6% pure fluorocarbon compound used in fire extinguishers. Boiling point at 760 millimeters Mercury, minus 57.75 degrees Celsius. CAUTION: Corrosive and Toxic. Follow label instructions.

AMT.

01-140-6150	125 Lbs	With cylinder
-------------	---------	---------------

MONOCHLORODIFLUORO-METHANE, TECHNICAL

Fluorocarbon compound used primarily in refrigeration and air conditioning units or as a nonpolar heat transfer and electronics isolation media. Boiling point at 29.92 millimeters Mercury minus 41.4 degrees Fahrenheit.

00-290-4375	44 lbs	Gas only
00-782-3930	44 lbs	W/cylinder

MONOCHLORODIFLUORO-METHANE AND MONOCHLOROPENTA-FLUOROETHANE, AZEOTROPIC MIXTURE

NITROGEN, TECHNICAL

Nonflammable gaseous Nitrogen. 99.5% purity, low moisture content. For use as an inert pressuring, blanketing, and purging gas in fuel tanks, Carbon Dioxide cylinders, calibrating instruments, purging equipment, etc. Oil-free, Class 1, Grade B. Must be used where liquid or gaseous Oxygen may be present.

	Cubic Ft/In.	
01-266-1976	22	-
00-782-2641	187	With cylinder
00-244-2741	187	Gas only
00-616-9183	231	Gas only
00-656-1596	231	With cylinder
01-040-3847	.320	With cylinder

NONFLAMMABLE LIQUEFIED NITROGEN. OIL FREE, CLASS 1, GRADE B.

OXYGEN, AVIATORS BREATHING

Non flammable gaseous Oxygen (ABO). 99.5 percent minimum. Extremely dry, odorless, and contaminant free gas for refilling aviators small breathing cylinders; servicing Oxygen systems and jet aircraft. Will be used by ships for all purposes where Oxygen is required except for medical Oxygen. Type I.

CLASS 6830

	Cubic Ft/In.	
00-290-4290	200	Gas only
00-808-9531	Bulk	—

OXYGEN, TECHNICAL

Nonflammable gaseous Oxygen, 99.5% minimum. Oil-free, odorless gas for industrial uses such as cutting and welding metal, with Acetylene or Hydrogen.

	Cubic Ft/In.	
00-577-4228	27	Gas only
00-169-0805	200	Gas only



	Cubic Ft/In.	
00-291-5008	48	Gas only

PROPANE

Gas in 14.1 ounce disposable cylinder with thread neck for burner connection (Refill unit for Soldering Torch Kit, NSN 3439-00-542-0531).

00-584-3041

SULFUR HEXAFLUORIDE, TECHNICAL

Liquefied gas. Intended for use as a dielectric fluid or gas in electric or electronic equipment.

00-985-7283 100 lbs W/cylinder

TRICHLOROMONOFUORO-METHANE, TECHNICAL

Liquefied fluorocarbon compound used primarily in refrigeration and air conditioning units or as a nonpolar heat transfer and electronics isolation media. Boiling point at 29.92 millimeters Mercury 74.9 degrees Fahrenheit. Type 11.

00-079-4694 100 lbs Disposable drum
00-281-3036 200 lbs Disposable drum

CLASS 6840 PEST CONTROL AGENTS AND DISINFECTANTS

NOTE: As non-plastic alternatives to plastic items currently in use are identified, information will be provided through shopping advisory messages and the Afloat Shopping Guide. To help you shop more "wisely", items recommended for shipboard use will be annotated with "NP" by the National Item Identification Number.

DEODORANT, GENERAL PURPOSE

Liquid aerosol deodorizer, sprays fine mist to mask odors and freshens air in rooms and compartments. Contains no formaldehyde.

00-721-6055 14 oz size

DISINFECTANT - DETERGENT, GENERAL PURPOSE

PHENOLIC TYPE

Liquid concentrate used for cleaning and disinfecting.

01-057-5462* 1 box of 6, 1 gal containers,
1.256 diluted 1/2 oz per gal

* Non Spec Item

QUARTERNARY AMMONIUM TYPE

Liquid concentrate used for disinfecting buildings and hospitals. Essential of pine oil scented. Bactericidal, fungicidal and/or viricidal. Type 1. EPA Registered.

00-926-1686 1 gal can

IODINE TYPE

Liquid test organism types polio virus, staphylococcus aureus, hepatitis (A and B), mycobacterium tuberculosis, streptococcus and other pathogenetic bacteria.

01-303-1301 2 ml packet
00-526-1129 1 gal bottle

DISINFECTANT DETERGENT, SPECIFIC

Liquid pine oil soap disinfectant. Not for medical facility use. Add to water to clean and disinfect rest rooms and general quarters. Contains a minimum of 60% pine oil, 10% anhydrous soap, and 30% or less moisture. EPA registered.

00-687-7904 1 qt can or bottle
00-584-3129 1 gal can or bottle

DISINFECTANT, GENERAL PURPOSE

GLUTARALDEHYDE

Liquid disinfectant concentrate solution and separate bottle containing activator, dye and rust inhibitor.

00-926-9117 1 gal
01-215-4160 1 gal bottle

Package contains four 1 gallon bottles and four 2.2 ounce vials activator.

01-286-0421

PHENOL TYPE

For routine or heavy duty disinfecting of floors, walls, ceiling, garbage cans, etc. Repels flies, combats contamination. NOTE: DO NOT ADD TO SOAP OR DETERGENT. Prolonged immersions may damage rubber and plastics.

00-753-4797 Flake or granular. 1 oz pouch.
01-065-3662 19 oz aerosol can

IDOPHUR TYPE

Liquid, Iodine, germicidal and fungicidal concentrate. For use in control of rats.

00-782-2691 1 gal bottle

FUNGICIDE

Powder form with the active ingredient Methyl P Hydrobenzoate, N.F. White color. Powder dilutes with water. Packaged in four 4 ounce packages per box.

01-267-4346

INSECT AND LEECH REPELLENT CLOTHING - PERSONAL APPLICATION

Liquid solution of 75% Diethyltoluamide compound in Ethanol. Protects against

mosquitoes, biting flies, gnats, fleas, ticks and chiggers (mites).

NOTE: Avoid contact with eyes or lips, apply directly to skin and clothing. Harmful to lacquer, paint, and some plastics and synthetic fabrics.

00-753-4963 2 oz squeeze bottle
01-284-3982 Twelve 2 oz tubes per box

INSECTICIDE, BORIC ACID

Nonflammable Aerosol. Disposable.

01-287-3938 Twelve 9 oz cans per box

INSECTICIDE, COMBAT

1.65% AMIDINOHYDRAZONE. For use in controlling roaches in commercial, industrial and residential areas.

01-180-0167 Twelve 2 x 2 in. trays per box

INSECTICIDE, D-PHENOTHRIN

RESTRICTED FOR AIRCRAFT USE ONLY.

01-412-4634

INSECTICIDE, PYRETHRIN

Nonflammable liquid insecticide in aerosol spray.

00-823-7849 Twelve 18 oz cans per box

INSECT REPELLENT, CLOTHING APPLICATION

Aerosol spray used to repel/kill mosquitoes, ticks, mites and other biting insects in military clothing, mosquito netting and field bedding only. Packaged twelve 6 ounce aerosol cans per box.

01-278-1336

CLASS 6850 MISCELLANEOUS CHEMICAL SPECIALTIES

NOTE: As non-plastic alternatives to plastic items currently in use are identified, information will be provided through shopping advisory messages and the Afloat Shopping Guide. To help you shop more "wisely", items recommended for shipboard use will be annotated with "NP" by the National Item Identification Number.

ANTIFOAM COMPOUND, SILICONE

Combustible liquid. 100-200 degrees Fahrenheit, flash point. Reference Number – Antifoam A. 8 lb can.

00-926-8885

ANTIFREEZE

NON-ARCTIC GRADE

Permanent-type inhibited Ethylene-Glycol. Heavy duty blue-green nonvolatile liquid. For use in liquid cooled internal combustion engines, other than aircraft. Protects to minus 60 degrees Fahrenheit. 55 gallon drum.

01-441-3223

Permanent type. Nonflammable. For use in liquid cooled engines. Protects to minus 60 degrees Fahrenheit. Non-Spec. 1 gallon can.

00-664-1403

BLUING, BEARING, HI-SPOT

Soft, uniform paste used in locating high spots on bearing surfaces. 12, .22 ounce tubes per box.

01-172-8376

BRUSH PLATING SOLUTION, NICKEL

Used as a bonding layer on porous metals that are attacked by acid. Reference Number, 2086. High speed type. Reference Number, SPS 5650; 2803; 5644; 2085; 367 NICKEL.

Acid type. Reference Number, SPS 5630; LDC 2804; BEC 368; DALK 2083; LDC 2801. 1 gallon bottle.

01-046-0291

CHLORIDE TITRATOR

50 Strips per bottle. Reference Number, QUANTAB 1175.

00-180-6165

CLEANING AND LUBRICATING COMPOUND, ELECTRICAL CONTACT

Non-Spec Item. 2 ounce bottle. For electrical contact cleaning and lubrication. Reference number, CRAMOLIN.

00-880-7007

CLEANING COMPOUND, AIRCRAFT SURFACE

For cleaning painted and unpainted aircraft surfaces. 90% bio-degradable.

ABRASIVE spot exterior aircraft cleaner. Designed for cleaning exhaust tracts and gun blast soil from high gloss paint surfaces only. Non-aromatic liquid applied full strength with a damp cloth then rinsed with water and dried with a clean cloth. Do not allow cleaner to dry on surface. Remains homogeneous after low temperature exposure. 5 gallon can.

01-232-9164

AROMATIC general use exterior aircraft cleaner. May be used for cleaning high gloss and camouflage painted surfaces. Use only with adequate ventilation. Mixed with water and applied with a foam generator, spray, sponge, brush, or cloth. Scrub, then rinse with fresh water. Remains homogeneous after low temperature exposure. Contains no Phosphates or Polyphosphates.

	Size
01-237-7482	5 gal. can
01-237-8004	55 gal. drum

TACTICAL. Exterior aircraft, Rubberized spot cleaner for cleaning low gloss tactical paint areas, stubborn marks, or smudges such as boot marks, gun blast, and exhaust tract soil. Non-aromatic liquid applied full strength with a nonabrasive cleaning pad. 1-3 minute dwell time. Rinse with water and dry with a clean cloth. Do not allow cleaner to dry on surface. Remains homogeneous after low temperature exposure. 5 gallon can.

01-235-0873

GEL TYPE DEGREASING exterior aircraft cleaner. For cleaning wheel wells, wing butts, and other areas where complete rinsing with water can be tolerated. 5 gallon can. Apply full strength with brush or pump spray. 5-15 minute dwell time. Brush, if necessary, then rinse with

water. Brush again, and rinse, to completely remove cleaner.

01-234-0219

NON-AROMATIC general use exterior aircraft cleaner. 5 gallon can. May be used for cleaning high gloss and camouflage painted surfaces. Mixed with water and applied with a foam generator, spray, sponge, brush, or cloth. Scrub, then rinse with fresh water. Remains homogeneous after low temperature exposure. Contains no phosphates or polyphosphates.

01-235-0872

ALKALINE WATER BASE exterior aircraft cleaner. Gallon bulk size. Water dilutable. For cleaning painted and unpainted surfaces. Apply by brush, hand swabbed, or spraying. Noncorrosive to metal or alloys. Nontoxic when used for intended purpose. 90% biodegradable.

01-390-7828

LIQUID CONCENTRATE aircraft surface cleaner. Cleans painted and unpainted surfaces to be diluted with water. Apply by spray, mop, sponge, brush, or foam generator. 5-10 minute dwell time. Rinse with water. Wear goggle-type eye glasses, solvent resistant gauntlet style gloves, apron, and boots.

	Size
00-005-5305	16 oz. aerosol can
01-045-7929	5 gal. can

CLEANING COMPOUND, ENGINE GAS PATH

Used in installed turbine aircraft engines during starter crank operations. 5 gallon can. Combustible. 100 to 200 degrees Fahrenheit flash point.

00-181-7594

CLEANING COMPOUND, OPTICAL LENSES

Ready-to-use solution of 20% Alcohol, 0.15% detergent, 79.9% water. Use on exposed optical surfaces above 20 degrees Fahrenheit.

	Size
00-392-9751	2 oz. bottle
00-227-1887	1 qt. bottle

CLASS 6850

CLEANING COMPOUND, RIFLE BORE

Highly penetrating mobile liquid. For cleaning the bores of small arms and automatic weapons. Provides a temporary rust resistant coating on the cleaned surface.

	Size
00-224-6657	8 oz. can
00-224-6663 _{NP}	1 gal can

CLEANING COMPOUND, SOLVENT

AEROSPACE. For use on aerospace components, precision assemblies, Oxygen systems, and electronic equipment.

Used for cleaning and lubricating electrical parts and contacts. Trichloroethane 65% Silicone 30%. May have deleterious effect on certain potting compounds, Rubber, and insulating materials. With 5 inch plastic extension.

	Size
00-105-3084	16 oz. can
01-371-8049	22 oz. bottle

Safety solvent. Trichlorotrifluoroethane. Nonflammable inert liquid applied by spraying, flushing, vapor degreasing, and ultrasonics.

	Size
00-984-5853	5 gal. can

Standard grade. Particularly suited for vapor degreasing. Where purity and cleanliness requirements are less stringent, than for cleaning with safety solvent.

	Size
00-935-1082	6 oz. bottle
00-319-0834	11 lb can
00-033-8851	5 gal can

CUTTER BILGES. Cleaning and degreasing solution for cutter bilges. 5 gallon can. Reference Number, 9G154.

01-278-4421

TANKS AND BILGES. Cleaning solution for fuel tanks and bilges. 5 gallon can.

00-965-2359_{NP}

ENGINES. Degreasing solution for engines, engine parts, bearings, and other moving machine parts. 5 gallon can. Reference Number GRISOLVE PEG-2.

01-380-4369

GOVERNORS. Cleaning solution for governors, injectors, and mechanical parts. For use in confined areas that lack any mechanical means of ventilation. 5 gallon can. Reference number, 134-HI-SOLV.

01-277-0595

LIQUID EMULSION FOR PAINTED SURFACES. 5 gallon can. Self emulsifying

cleaner and degreaser for metal and painted surfaces. Removes grease, oils, asphalt, tars, and rust remover compounds, other than wax type. Contains naphtha, kerosene, lauric, oleic, and palmitic acids and ethanolamine. Flammable. Use with adequate ventilation. Hazardous to skin and eyes. Not to be diluted or used on acrylic surfaces. Apply by soaking, brushing, or spraying. 3-5 minute dwell time. Water rinse.

00-224-6665

FUEL TANK SEALANTS. 1 gallon can. For use on metal surfaces and solvent resistant coatings, such as chemically treated aluminum. Allow surfaces prior to application of integral fuel tank sealants. Aromatic naphtha, ethyl acetate, methyl ethyl ketone, isopropanol, and tolyene solvent. Hydroscopic - store in a dry covered area. 36 degree flash point.

00-538-0929

GENERAL USE. 5 gallon can. Non-phenolic soluble grease emulsifying cleaner for painted and unpainted surfaces. Removes oil, grease, and foreign matter from surfaces and parts. Used in solution with mineral spirits. Volatile content not exceeding 10%. Applied with rag, spray, or immersion. Rinse with clear water. 80% biodegradable.

00-965-2331

CLEANING COMPOUND, WINDSHIELD

Concentrated washer solution for vehicular use. 16 ounce bottle or can. Dilute ratio 2:1. Will not freeze at 0 degrees Fahrenheit, when properly diluted.

00-926-2275

CLEANING SOLUTION, PHOTOGRAPHIC EQUIPMENT

Liquid solution used to clean embedded dirt and algae from the gears of automatic film developers. Supplied in 2 (500 ml) bottles. Component 1 and component 2.

01-256-5029

Liquid solution used to remove residue on roller transports. Supplied with 1 liter bottle of spray 2000, 1 sprayer attachment, 4 cleaning webs. Used on 2000 automatic film processor.

01-256-5028

CLEANING SOLUTION, WATCH

Clean, water less solution contains 8 to 10% Ammonium or Amine soaps. 1 gallon can. For use on gummed, greasy, or dirty watch parts. Use with watch rinsing solution, NSN 6850-00-270-9971.

00-270-8258

CORROSION PREVENTATIVE, AIRCRAFT ENGINE

Heavy oil type preservative. Blue dyed mixture for static preservation of reciprocating engines using oils. Must be removed from engine prior to flight.

Oil type for aircraft turbine engines. 8 ounce can. Reference Number, BRAYCO-599.

00-142-9582

CORROSION REMOVING COMPOUND

Metal conditioner and rust removing liquid concentrate. When diluted with water, will remove rust from ferrous metal surfaces. Will provide a slight etching action on ferrous and nonferrous metals prior to application of paint or corrosion preventatives. 57 degrees Celsius minimum flashpoint.

20% to 25% Phosphoric Acid base compound. 1 gallon bottle.

00-174-9672

Rust remover and primer for Steel. Coats surface and is a primer for various paints on pipes, valves, trailers, storage tanks, and fences. 200 degrees Fahrenheit flashpoint. Reference Number, 75448.

01-253-6781 1 gal. can

Liquid form containing 3 different acids. 1 gallon container. Used on non-skid painted surfaces, Brass, Copper, urinals, heat exchangers, toilets, air conditioners, and ship sides. Not for Aluminum or Stainless Steel.

01-393-9044

DECONTAMINATING AGENT, MERCURY

One and one half pound can. Reference Number, HGXDECONTAMINANT.

01-230-8556

DESICCANT, ACTIVATED

DYNAMIC DEHUMIDIFICATION. All graded size particles for dynamic dehumidification. Non-delinquent material for use in removing moisture from gases and liquids.

NON-IMPREGNATED. For use in mechanical dehumidification machines.

Large particle size, high absorption capacity. 5 pound can. Type I, Grade H.

00-663-9415_{NP}

IMPREGNATED. For use in indicator cards or humi-plugs when an approximate indicator of the

relative humidity of the surrounding atmosphere is desired.

Medium particle size, high absorption capacity. Impregnated with moisture indicator. Type IV, Grade H.

	Size
00-680-2233 _{NP} †	1.5 lb can
00-290-0042 _{NP} *	5 lb can
* Silica gel desiccant, AF PD6850-2.	
† Silica gel desiccant.	

STATIC DEHUMIDIFICATION. Unit sized and bagged desiccant for static dehumidification of packages and enclosed spaces. Non-delinquent, non-impregnated material prevents corrosion (rust), mold, and mildew by absorbing water vapor from gases, including air and liquids. Desiccant unit size and quantity per container as noted. NOTE: One desiccant unit is that quantity (50 grams, maximum) of desiccant which will absorb (at equilibrium with air at 25 degrees Celsius) at least 3 grams of water vapor at 20% relative humidity (R.H.) and 6 grams at 40% R.H. Refer to Spec Mil-P-116, and NAVSUP PUB 503 for instructions on the selection and quantity of desiccant required for Method II packaging.

GENERAL PURPOSE GRADE. Type I.

	Unit Size	Total Units	Unit Pkg.
00-264-6568	1/2	450	5 gal. can
00-264-6562	1	250	5 gal. can
00-264-6573	2	130	5 gal. can
00-264-6574	4	500	200 lb drum
00-263-8640	8	50	5 gal. can
00-935-9794	8	240	22 gal. drum
00-264-6571	8	300	200 lb drum
00-264-6572	16	150	200 lb drum

NON-DUSTING. Type II.

	Unit Size	Total Units	Unit Pkg.
00-935-9878	2	130	5 gal. can

INDUSTRIAL GRADE DESICCANTS. For use as dynamic and static dehumidifiers.

Sodium Alumosilicate. Molecular sieve type. Dehydrated Crystalline metal Alumosilicate material.

	Size
00-851-8725	5 lb can Ref. No. 4A
00-865-2418*	50 lb drum Ref. No. 13X
* Bead form. Ten angstrom units pore diameter.	

Aluminum Oxide desiccant. 100 pound drum. 1/8 inch pellet size.

00-292-9717

DETERGENT TABLETS, LABORATORY GLASSWARE

Anionic powder detergent in effervescent tablet form. 100 tablet bottle. For use in cleaning pipes in siphon type rinsers NSN 6640-00-926-7673. PH of 9 to 9.5. For use in hot or cold water.

01-120-7996

DISPERSANT

Liquid, 1 gallon bottle. For use with V-80 series plotters.

01-017-6683

DRY CLEANING SOLVENT

WARNING

NOTE: REGARDLESS OF NAME OR LABEL DATA, DO NOT USE IN SHIPBOARD DRY CLEANING OPERATIONS. DO NOT CARRY ABOARD SUBMARINES FOR ANY PURPOSE.

The only acceptable dry cleaning solvent for shipboard dry cleaning machines is Tetrachloroethylene (Perchloroethylene). Refer to NSN 6810-00-270-9982 and NSN 6810-00-819-1128. Clear, colorless liquid. 140 degrees Fahrenheit minimum flash point, 350 to 415 degrees Fahrenheit distillation range. May be used for shipboard cleaning of electrical equipment and cleaning corrosion from aircraft surfaces or other machinery.

	Size
00-274-5421 _{NP}	5 gal. can

FUEL, ENGINE PRIMER

Flammable liquid spray. 85% Diethyl/Ether in aerosol can. Cold weather, quick starting aid for all internal combustion engines. Spray directly into air cleaner or carburetor of gasoline engines or spray into air intakes of diesels. Effective in temperatures to minus 50 degrees Fahrenheit. Does not contain flurocarbon propellants. 12, 11 ounce aerosol cans.

00-823-7861

FUSER OIL

For Navy/MSc shipboard use with SSRE Class 1 copiers. 1 quart bottle. All others use NSN 6850-01-207-5547.

Used on 1065 copier. One liter per bottle.

01-259-7154

FUSING FLUID

Two 200 ML tubes per box. Use with Xerox 1075, 1090, and 4050 copiers. Part Number 8RN83. Contains two each.

01-165-5408

GASOLINE INDICATING PASTE

2.25 ounce jar. Any acceptable composition.

00-270-5526

HEAT TRANSFER FLUID

Industrial grade liquid coolants. For use in heat transfer systems.

Minus 112 degrees to 221 degrees Fahrenheit operating range.

	Size
00-964-0838 _{NP}	1 gal. can
00-905-9098 _{NP}	5 gal. can

Operating range not indicated. 1 gallon can. Reference Number, FC-72. Non Spec item.



01-125-5270

INHIBITOR, CORROSION, LIQUID COOLING SYSTEM

Antifreeze extender. Used in antifreeze or water at a concentration of 1/2 quart per 17 quarts of antifreeze or water. 1 quart bottle. Use in Mil-A-46153 antifreeze. Not intended for use in commercial antifreeze.

01-160-3868

Non Spec Item. 2 quart bottle. Reference Number, NALCOOL 2000.

01-085-4718

INHIBITOR, CORROSION, VAPOR BARRIER

Intended as a preservative for ferrous, Aluminum, Aluminum base alloys, and components containing Zinc plate, Cadmium, Zinc base alloys, Magnesium base alloys, Lead base alloys, and alloys of other metals (including Solders and Brazing alloys) having less than 30 percent of Zinc and 9 percent of Lead. Direct contact with nonferrous metals except Aluminum and Aluminum base alloys shall be avoided.

Direct contact with nonmetals shall be avoided unless the specific inhibitor has passed the compatibility test specified in Mil-I-8574. Must be sealed to prevent the escape of VCI vapors.

Crystalline form. 1 pound can.

00-368-5233

Powder form. 2 ounce can or jar.

00-865-2916

CLASS 6850

INSPECTION PENETRANT

Non-aqueous fluorescent liquid applied to metal to reveal surface defects. 1 gallon can. Minimum flash point 125 degrees Fahrenheit.

01-263-9774

INSPECTION PENETRANT DEVELOPER, WET

Applied to metal surfaces after removal of excess non-fluorescent inspection penetrant to provide color contrast and enhance inspection accuracy. 12 ounce pressurized can.

00-160-8480

INSPECTION PENETRANT KIT

Spray-on penetrant inspection kits. 3 element application reveals surface defects in metals, nonporous ceramics, and plastics. Kit contains a penetrant, a non-aqueous developer, and a penetrant remover, each in 12 ounce pressurized cans.

FLUORESCENT DYE type kit. Includes: 3 penetrants, 3 developers, and 3 removers.

00-782-2740

VISIBLE DYE type kit. Includes: 1 penetrant, 4 developers, and 4 removers.

00-826-0981

Kit includes: 2 penetrants, 4 developers, 6 removers.

00-145-0255

INSPECTION PENETRANT REMOVER

Fluorescent or non-fluorescent. 12 ounce pressurized can. High sensitivity. Suitable for hand wipe removal of penetrant.

00-142-8840

LAYOUT DYE

Quick drying flammable liquid. Water and oil resistant film, for use in laying out dies and templates and for identification purposes.

With Blue brush. 8 ounce can.

00-985-6227

Blue color. 1 pint can.

00-664-9067

LEAK TEST COMPOUND

Clear, free flowing, nonflammable, nontoxic liquid. Detects leaks in both high and low pressure Oxygen systems on aircraft.

For low temperature use. Minus 65 degrees to 35 degrees Fahrenheit range.

Size

00-621-1820 4 oz. clear bottle
00-186-2963 8 oz. Plastic bottle
00-185-0423 1 gal. bottle

For high temperature use. 35 degrees to 100 degrees Fahrenheit range.

Size

00-621-1819 4 oz. bottle

MAGNETIC INSPECTION COMPOUND

Transparent or colored fluorescent liquid containing hydrocarbon compounds used to detect discontinuities at or immediately below the surface of ferro-magnetic materials during magnetic particle inspections. 5 gallon can. Not water soluble.

01-196-5472

Clear liquid, not water soluble. 12 ounce pressurized can.

00-841-1347

PAINT, FACE, CAMOUFLAGE

Stick application. Approximately 2 ounces per stick. Green, light, or sand color. Insect repellent not included.

00-161-6202_{NP}

PENETRATING FLUID

For loosening frozen and corroded parts. Used also as a Rubber lubricant and Rubber preservative. 24 per case.

Size

00-973-9091 11 oz. aerosol can

Used to free corroded or frozen metal parts. 8 ounce can. Non flammable.

01-043-8511

RAIN REPELLENT, WINDSHIELD

For aircraft exterior windshields and windows. 8 ounce bottle. Liquid form.

00-139-5297

SCALE PREVENTIVE COMPOUND

Shipboard evaporator treatment compounds. For treatment of feedwater to low pressure seawater evaporators. Minimizes scale formation.

LIQUID MIXTURE of Organic Polymer dispersives and anti-foaming agents. 6 gallon pail. Use only on ships (except nuclear)

equipped with Mil Spec Mil-P-21397, chemical injection equipment.

00-173-7243

POWDERED MIXTURE of Phosphate, organic dispersives, and anti-foaming agents. 75 pound drum. For ships with 2-stage flash distilling plants NOT equipped with chemical proportioning equipment.

00-682-6435

SCALE REMOVING COMPOUND

Liquid containing Phosphoric Acid and inhibitor. 1 gallon bottle. Removes scale deposits from environmental surfaces, commercial dishwashing machines, and boiler coils. Suitable for laboratories and food handling areas. Inhibitor not included.

00-949-1397

Powdered mixture of sulfuric acid with inhibitor, wetting agent, and ph indicator. Removes scale deposits from salt water evaporators, fresh water cooling and distributing systems, and eliminates water side scale found in heat transfer units. 100 pound drum.

00-637-6142

SEA MARKER, FLUORESCENT

Prepackaged powdered mixture. Forms a brilliant, Fluorescent, Yellow-Green solution when dropped in sea water. Attracts attention of air-sea rescue parties to personnel forced down or adrift at sea. Packet type. For life preserver and lifeboat use. 75% sodium salt dye.

00-270-9986

3.4 oz. packet

SILICONE COMPOUND

Translucent, non-hardening silicone compounds. For use as lubricants, dielectrics, and sealants.

LUBRICANTS

FUSE-THREAD lubricant for artillery shells. Also used as a rust preventive. Withstands temperatures from minus 65% to 160 degrees Fahrenheit.

Size

00-702-4297 5.3 oz. tube
00-664-4959_{NP} 1 gal. can

SILICONE OXIDE lubricant for Rubber and Plastic. 5.3 ounce tube. Also used as a release agent for Rubber, Plastic, plywood, and metals. Maintains its consistency from minus 70 degrees to 400 degrees Fahrenheit. Reference Number 7. Non Spec Item.

00-975-0712

HEAT SINKS

GREASE heat sink applications. 2 ounce jar. White, grease like compound containing metal oxides. Used where heat transfer from circuit devices to heat sinks, chassis, and related items is required. Minimum dielectric strength 300V.

00-443-1183_{NP}

SILICONE heat sink compound. Heavily filled with heat conductive metal Oxides. Apply to base and mounting studs of transistors and diodes. Intended for use in improving thermal conductivity at heat sink junctions. Contains USP Number 12, Zinc Oxide/Dimethyl Polysiloxane.

	Size
00-927-9461	5 oz. tube
00-281-4033	8 oz. jar

ELECTRICAL

SILVER-PLATED SWITCH contact lubricant. 8 ounce tube. Maintains a high surface resistivity on high tension insulators to prevent flash over. Maintains consistency from minus 100 degrees to 400 degrees Fahrenheit. Reference Number 5.

00-963-5402

HIGH TENSION and IGNITION. Moisture proof, non-melting compound with corrosion inhibitor used in high tension electrical connections, ignition systems, electronic equipment, and in mating (threaded and unthreaded) surfaces. Lubricates Rubber and Plastic. Temperature range minus 65 to 400 degrees Fahrenheit for extended periods and to 500 degrees Fahrenheit for short periods. Minimum dielectric strength not less than 500V/mil with 0.010 inch electrode gap

and 300V/mil with 0.050 inch gap.

	Size
00-177-5094	2 oz. tube
00-880-7616	8 oz. tube
00-295-7685 _{NP}	10 lb can

MISCELLANEOUS NON-SPEC

SILICONE, 5.3 ounce tube.

00-294-0860

SKIN PROTECTIVE COMPOUND, CHEMICAL BARRIER

Water dispersible cream. 1 pound jar. Use for protecting skin against staining and adhering compounds.

00-244-4893

TONER, DIRECT ELECTROSTATIC PROCESS

PREMIXED LIQUID TONER

For use with 3000 and 7000 series plotters. Reference Number, 4405-32. 6, 32 ounce cartridges per box.

01-173-3992

Premixed unit. Reference Number, 4405-8. 4, 8 ounce cartridges per box.

01-024-0291

WATER DISPLACING COMPOUND

Corrosion inhibitor. 98% N-butyl alcohol. Intended for removing water or moisture from

electronic, electrical or mechanical equipment. 16 ounce aerosol can. Flammable. Flashpoint 104 degrees Fahrenheit.

NORMAL equipment (heavy rust).

00-142-9389

WATER INDICATING PASTE

Ready-to-use nontoxic paste. Changes color at water-cut to indicate water level in tanks or petroleum products. Effective in water levels with 0 to 40% fuel system icing inhibitors, or 1000 ppm chlorides at minus 10 degrees Fahrenheit to plus 110 degrees Fahrenheit temperatures.



	Size
00-001-4194	1 oz. tube

WATER PURIFICATION TABLET, IODINE

For treating water in canteens. 80 milligram tablets. 50 tablets per bottle.

00-985-7166_{NP}

GROUP 72 HOUSEHOLD AND COMMERCIAL FURNISHINGS AND APPLIANCES

CLASS 7210 HOUSEHOLD FURNISHINGS

NOTE: As non-plastic alternatives to plastic items currently in use are identified, information will be provided through shopping advisory messages and the Afloat Shopping Guide. To help you shop more "wisely", items recommended for shipboard use will be annotated with "NP" by the National Item Identification Number.

BEDSPREAD

Cloth, cotton or a combination cotton and rayon. 88 nominal inches long by 56 nominal inches wide. Solid tan color.

	Lg	W	H
00-266-9736	200	68	A/A

White Muslin, Cotton-Polyester cloth. Used with PILLOW, BED, 01-015-5190.

	Lg	W
00-231-2373*	30.500	20.500

* Muslin, Cotton Polyester material.

BLANKET, BED

ALL WOOL

Shrink Resistant and Mothproofed Wool Blankets. Navy Blanket.

	Color	Lg	W
00-082-5668 _{NP}	Gray	84	66

Shrink Resistant and Mothproofed Wool Blankets. Army Blanket.

	Color	Lg	W
00-282-7950 _{NP}	Olive Green	84	66

MATTRESS, INNERSPRING

Crew mattress, short, flame resistant, shipboard.

	Size
01-498-0273	1
01-498-0279	2
01-498-0280	3
01-498-0281	4
01-498-0282	5
01-498-0286	6
01-498-0292	7
01-498-0306	8
01-498-0295	9

SHEET, BED

White Flat Sheets. Polyester-Cotton.

	Lg	W
00-482-7071	103	72

For Medical Use. White, flat. Packed in a Plastic bag.

	Lg	W
00-081-1417	104	72

INSECT NET PROTECTOR

Nylon. Olive Green mildew resistant.

FIELD

PILLOWCASE

White Cotton-Polyester cloth, plain weave, solid pattern, non-disposable.

	Lg	W
00-259-8897	32.500	20.500

TOWEL, BATH

Cotton-Polyester, and terry cloth.

	Lg	W
01-286-0983	50	24

CLASS 7220 FLOOR COVERINGS

NOTE: As non-plastic alternatives to plastic items currently in use are identified, information will be provided through shopping advisory messages and the Afloat Shopping Guide. To help you shop more "wisely", items recommended for shipboard use will be annotated with "NP" by the National Item Identification Number.

DECK, COVERING, LIGHTWEIGHT, NON-SLIP

Black, non-slip deck covering, lightweight type. Fire resistant Silicon Carbide particle coated fabric. Number 60 grit minimum size used. For use aboard ship where safe footing is desired, such as: foot and head of ladders; in front of serving tables in "MESS" areas. The sealer is used to seal the periphery of the tread to prevent ingress of water and other liquids, especially for cotton-backed treads. .

TREAD: 9 inches long by 6 inches wide. Scarlet Red color, triangular, corners rounded isosceles.

01-358-0809

TREAD: 12 inches long by 6 inches wide. Scarlet Red color, rectangular shape with rounded corners.

01-358-0808

TREAD: 24 inches long by 6 inches wide. Black color.

00-205-0389 .080 in. thk

ROLL: 60 feet long by 2 feet wide.

00-823-7420* .046 in. thk

* Any acceptable color

MAT, FLOOR

Black solid Rubber or Plastic top covering floor mat. Used to relieve personnel of fatigue due to vibration and long periods of standing.

	Lg./In.	W./In.	Thk./In.
00-292-2096	30	36	.562

Clear Plastic chair mat. For use with executive furniture, to allow easy movement of office chairs.

Rectangular shape, with cleats and a centrally located lip.

	Lg./In.	W./In.	Thk./In.
00-457-6054*	53	45	.150

* With non-skid coating on bottom instead of cleats.


Light Gray perforated Rubber or Plastic mat Used in shipboard shower stalls.

	Lg./In.	W./In.	Thk./In.
00-634-1601	20	20	.188

Rubber or Vinyl. Black color.

	Lg./In.	W./In.	Thk./In.
00-634-0216	36	18	.250


Rubberized fabric with Steel wire floor mats. Used in corridors or entryways.



	Lg./In.	W./In.	Thk./In.
00-823-7409	30	18	.406
00-238-8852	30	18	.500
00-224-6486	50	24	.500

MATting, FLOOR

Black, Rubber or Plastic floor matting. For general purpose use.



10 YARD ROLL

	Thk	W
00-753-2981	.125	24

Corrugated - Diamond or knob or longitudinal or pyramid design.

25 YARD ROLL

	Thk	W
00-034-7225	.125	48

	Thk	W
00-965-4769	.188	24
00-965-4699	.188	36

SAFETY RUBBER MATTING

The mat and sheet flooring is intended to protect personnel against accidental exposure to electrical potentials not exceeding 3000 Volts. The sheet material, is intended for use as a permanent installation, i.e., cemented over the entire exposed floor. The runner matting is designed for use as a portable mat and normally used in single strips in front of electrical work benches, switchboards, or panels.

SHEET, smooth surface. 25 yards long by 1 yard wide by .125 inch thick.

Plastic, Polyvinyl Chloride

01-024-9039	Beige Marbleized
01-024-9040	Blue Marbleized

Rubber, Synthetic

01-025-1695	Green Marbleized
01-024-9041	Terra-Cotta Marbleized

RUNNER matting smooth surface. 25 yards long by 1 yard wide by .125 inch thick.

Plastic and polyvinyl chloride

00-255-0765*	Black
00-267-4630	Blue
* .067 yard Wide. Longitudinal corrugation design.	

Raised diamond pattern surface. 25 yards long by 1 yard wide by .188 inch thick.

Rubber

01-057-1897	Gray
01-056-1944	Green

TILE, VINYL RESIN

Vinyl Plastic tiles. Asbestos free filling material. Fire retardant. For interior ships decks or general purpose use. Shade number listed.

Cool White. 12 inches by 12 inches by .125 inch thick.

01-101-1222 No. 55503

Teahouse Blue. 12 inches long by 12 inches wide by .125 thick.

01-371-5241

CLASS 7230 DRAPERIES, AWNINGS, AND SHADES

NOTE: As non-plastic alternatives to plastic items currently in use are identified, information will be provided through shopping advisory messages and the Afloat Shopping Guide. To help you shop more "wisely", items recommended for shipboard use will be annotated with "NP" by the National Item Identification Number.

CURTAIN, DOORWAY

DARKROOM - For use as door closures for photographs darkrooms and adjoining areas. Made of 18 ounces per square yard Polyamide Nylon - solid pattern, Black color with Brass grommets. One panel.

00-223-5574 84 in. lg by 52 in. W

CURTAIN, SHOWER

WHITE PLASTIC SHOWER CURTAIN. Mildew and fungus resistant mercerized Cotton or Nylon. Electronically heat sealed or stitched hems, 1 inch sides and bottom with 2 inches on top. Made of 7 gauge, vinyl film, Plastic 0.008 inches thick.

00-849-9839 72 in. lg by 36 in. W

00-849-9838 72 in. lg by 72 in. W

OPAQUE WHITE VINYL FILM SHOWER CURTAIN. Anodized Aluminum or Bronze grommets. Tie back included. Mildew and fungus resistant.

00-247-1280 78 in. lg by 36 in. W

COLORLESS VINYL FILM SHOWER CURTAIN. Aluminum, Brass or reinforced vinyl grommets.

00-205-1762 72 in. lg by 50 in. W

CLASS 7240 HOUSEHOLD AND COMMERCIAL UTILITY CONTAINERS

NOTE: As non-plastic alternatives to plastic items currently in use are identified, information will be provided through shopping advisory messages and the Afloat Shopping Guide. To help you shop more "wisely", items recommended for shipboard use will be annotated with "NP" by the National Item Identification Number.

CAN, ASH AND GARBAGE

Galvanized metal ash and garbage cans. Tapered for easy stacking. Sturdy Steel bails and handles. Ash and garbage can covers listed separately.



	Cap./Gal
00-160-0438 _{NP}	10
00-160-0439 _{NP}	16
00-160-0441 _{NP}	24
00-160-0440 _{NP}	32

CAN, FLAMMABLE WASTE

Steel cans. For indoor use as temporary storage and disposal of oily waste, rags and other similar material. Red color.

Foot Operated Cover


	Cap./Gal
00-282-8411 _{NP}	6
00-256-7700 _{NP}	10

Hand Operated Cover

	Cap./Gal
00-286-5342 _{NP}	22

CAN, GASOLINE, MILITARY

Plastic gasoline can. 5 gallon capacity. Impact resistant. Spout listed separately.



01-337-5269_{NP}

CAN, WATER, MILITARY

Used to supply sanitary water. Lusterless sand color. Capacity in gallons listed.

PLASTIC.

	Cap./Gal
00-089-3827	5

COVER, CAN, ASH AND GARBAGE

Zinc Coated metal covers for ash and garbage cans. Covers correspond to can capacity.

	Cap./Gal
00-161-1150 _{NP}	5-10
00-161-1143 _{NP}	32

FUNNEL

Metal funnels with spout for pouring or straining liquids. Galvanized Steel.

Rigid spout with strainer.

	Cap.
00-230-2393 _{NP}	1 pt
00-527-9868 _{NP} *	1 qt
00-223-4481 _{NP}	2 qt
00-223-4482 _{NP}	1 gal
00-244-1206 _{NP} *	2 gal

* Removable strainer

Zinc Coated Steel funnel with flexible 8 inch spout with removable strainer.



	Cap.
00-559-7364 _{NP}	1 qt

Plastic Polyethylene rigid funnel for general service. Strainer not included.

	Cap.
00-826-4099	4 oz
00-243-3614	.500 pt
00-404-9794*	1 pt
00-404-9793	1 qt
00-404-9795	2 qt

* Non Spec Item


LINER, PLASTIC

Gray molded Plastic trash can liner. Used alone or as an insert for a swinging-door type waste receptacle. Size 15 inches long by 15 inches wide by 22.500 inches high by .080 inches thick minimum.

00-056-1534

MEASURE, LIQUID

Galvanized or oil-resistant Enameled Steel measures for dispensing oils and other liquids. Bottom dispensing drain and a thumb release control valve.



Flexible 14 inch Swing Spout with 60 degree vertical swivel.

	Cap.
00-255-8113 _{NP}	2 qt
00-255-5996 _{NP}	8 qt

Rigid Swing Spout

00-233-6025_{NP} 4 qt

Liquid measures with graduations and loop handle. For use where precise measurements are required.



PLASTIC MEASURES

1 Ounce Graduated Markings

	Cap.
00-138-7984	1 pt

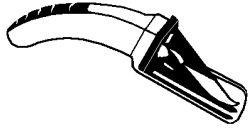
2 Ounce Graduated Markings

CLASS 7240

00-138-7983 Cap.
1/2 pt
00-138-7985 1 qt cap

OPENER-DISPENSER, CAN

Combination Nickel Plated Steel can opener and spout. For opening and pouring oil from 1 and 5 quart cans. 8-1/2 inches long.



00-851-1691_{NP}

PAIL, UTILITY

Steel pail with Plastic grip wire bail. Non Spec Item.

01-228-7445 Cap./Gal
5


Zinc Coated Steel. Non Spec Item.

00-575-2243_{NP} Cap./Gal
5

High density Polyethylene pail with Stainless Steel bail and Gray or White snap-on lid.

01-094-4305 Cap./Gal
5

Plastic or Black molded Rubber pail. With pouring spout. Steel wire handle heavily coated with same material as pail. Lid may be furnished. For use with bleach and with water purification equipment.



00-246-1097 Cap./Gal
3


Rubber pail with Stainless Steel bail. Rolled top edge. Graduation marks for 1/2 gallon increments. Vertical reinforcement ribs on outside for added strength and rigidity. Non Spec Item.

01-150-0716 Cap./Gal.
3

SAFETY CAN

Safety can with automatic spring closure and safety screen. Red Lacquered or Enameled exterior finish with Yellow band. With gasket.

Flexible pouring spout. Galvanized Steel Can



00-178-8286_{NP} Cap./Gal
5

Terne Plated Steel Can

00-177-4999_{NP} Cap./Gal
1
00-240-6958_{NP}* 5
* Gasket not included

SPOUT, CAN, FLEXIBLE

FLEXIBLE metal spout. For use with military gasoline can. Equipped with filter screen and screw cap.

00-177-6154_{NP} 16 in.

WASTE RECEPTACLE

Gray Plastic with removable open top. One piece body with two handles and a one piece lid. Gray cans, Gray or Black lids.

Platform mounted with casters. Side handles and cover.

00-151-6629 Cap. OD H
32 gal. 22 28

Swinging door metal receptacle for towels or waste. Removable top has two independently operating self-closing spring hinged doors. Four pegs at inside corners hold removable cloth bag which is furnished. Body is 18 inches square, any acceptable height.



00-634-0133_{NP} White

CLASS 7290

MISCELLANEOUS HOUSEHOLD AND COMMERCIAL FURNISHINGS AND APPLIANCES

NOTE: As non-plastic alternatives to plastic items currently in use are identified, information will be provided through shopping advisory messages and the Afloat Shopping Guide. To help you shop more "wisely", items recommended for shipboard use will be annotated with "NP" by the National Item Identification Number.

COVER, HEADREST


Plastic, disposable covers on a perforated roll. Separate covers for use on dental, surgical treatment, and optometric chairs. Packaged 500 on a roll. Aqua-Green color, 10.500 inches long by 9.500 inches wide.

00-890-1822

DUSTPAN

SWINGING TYPE PAN

Steel, lacquer or enamel finish, 26.000 inches long by 10.500 inches wide. Handle approximately 26 inches long, heavy wire type.



00-634-1996_{NP}

FLATIRON, ELECTRIC

SPRAY, STEAM, AND DRY HAND IRON. Equipped with 36 steam vents, a fabric guide, a water gage, a push button spray, Stainless Steel tank, heel rest, and heat resistant Plastic saddle plate. 8 foot UL approved cord and plug for right or left hand ironing. Rated 120V AC current.

00-148-7068

HANGER, COAT

COAT HANGERS WITH TROUSER RODS.

All Steel wire

00-125-9069_{NP}


Wood, Steel wire suspension hook

	W/In.
00-262-6657 _{NP}	16.500

HOLDER AND CUTTER, WRAPPING PAPER

COMBINATION HOLDER AND CUTTER. Designed for 9.000 inch diameter paper rolls.

Self-adjusting when roll is reduced. For mounting on counters or tables.



	Roll W/In.
00-298-6913 _{NP}	24
00-298-7040 _{NP}	36

SEWING MACHINE, HOUSEHOLD

PORTABLE ELECTRIC SEWING MACHINE. Operates on 115V AC, 50 to 60 cycles, and on direct current circuits. Equipped with round bobbin, rotary sewing mechanism, and reverse stitch. Suitable for stitching lightweight clothing and other operations on light or medium weight fabrics.

00-222-3418

GROUP 73

FOOD PREPARATION AND SERVING EQUIPMENT

CLASS 7310

FOOD COOKING, BAKING, AND SERVING EQUIPMENT

NOTE: As non-plastic alternatives to plastic items currently in use are identified, information will be provided through shopping advisory messages and the Afloat Shopping Guide. To help you shop more "wisely", items recommended for shipboard use will be annotated with "NP" by the National Item Identification Number.

BAG, COFFEE URN

For use with a 29 inch leacher ring. Made from a commercial grade unbleached print cloth. Approximately 9.250 inch diameter and side wall depth of 5 inches; with a .625 inch top hem.

00-375-8581

BASKET, FRYING

Stainless Steel.

01-030-2735

BOWL, BEVERAGE DISPENSER

For Crathco models D15, D25, D35 beverage dispenser. Reference number 1288.

01-242-2316

For Jet-Spray Corporation model TJ3 beverage dispenser. Reference number S-3273.

01-224-6427

COFFEE MAKER, ELECTRIC, AUTOMATIC

Single brewing head, with heating element and controlled warming device. One glass or stainless steel decanter unless otherwise specified. Fixed units have water hookup. Movable units are pour over type (no water hookup). Guard rails and stainless steel decanters provided. Recommended for Naval shipboard use. 120V AC, 60 Hz, single phase.

TANK TYPE, FIXED UNIT.

Stainless Steel with 5 each Stainless Steel bowls, individually controlled warmers and guard rails. Counter mounted hardware provided.

01-111-4852

Consist of Stainless Steel bowls, guard rails, and one additional element. With special automatic High/Low feature.

01-204-1751

POUR OVER TYPE, MOVABLE UNIT.

With 3 each warmers and Stainless Steel decanters. No plumbing hookup required. Generic NSN.

01-111-4853

COFFEE MAKER, PERCOLATOR

Aluminum body with integral heating elements and automatic brewing and warming control devices. 110/120V AC, 60 Hz.

Equipped with draw-off faucet, single bail type handle, and signal light.

00-144-4707	30 cup
01-223-5093	36 cup
00-505-0190	55 cup

CONTROL, DAMPER

440V, 60Hz, 112 Amps. End item: The Gaylord Ventilator. 9.500 inches long by 3.0 inches wide by 7.0 inches high. Reference number N68.

00-796-4444

COOKER, STEAM

Self-contained steam generator. Electric 440V AC, 60 Hz. CRES shell, Aluminum lining. Pressure release safely latch. 15 pounds PSI.

01-102-6731

COVER, BEVERAGE DISPENSER

For use with Crathco Inc. models: D15, D25, and D35 beverage dispenser.

01-264-3083

COVER, STEAM TABLE PAN

Rectangular, Stainless Steel with recessed handle. Intended for use on pans in food storage and serving steam tables. Pan size shown.

	Size
00-834-4480	Full
01-107-1281	One-half regular

DISPENSER, BEVERAGE, MECHANICALLY COOLED

Counter mounted, Corrosion Resisting Steel with Plastic bowl and dome. 115V AC, 60 Hz, Single phase. Counter top dispenser. Hermetically sealed condenser, air cooled. Cabinet for refrigeration unit not included.

Beverage dispensers are intended to mix, cool, and dispense noncarbonated beverages such as: pulpy juices, frozen concentrates, and syrup drinks in mess halls, cafeterias, post exchanges, and similar military facilities.

NON CARBONATED DRINKS.

SYRUP DRINKS. Counter top dispenser with agitation system plus overhead spray type aeration system (for syrup drinks and other non-foaming beverages). Single bowl, total capacity shown.

	Size/Gal
01-079-7963	4

PULPY FRUIT DRINKS. Dispenser with agitation system but without aeration system (for pulpy fruit juices and other beverages not suitable for aeration).

With one bowl and one dispenser.

	Size/Gal
00-977-3726	5 gal Counter

With two bowls and two dispensers.

	Size/Gal
01-123-1777**	12 gal Counter
01-132-5524*	12 gal Counter top
* Tropical Service	

DISPENSER, BULK MILK, MECHANICALLY COOLED

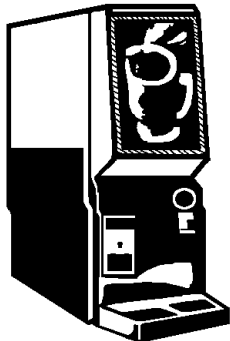
Counter mounted. Front loading, manually operated gravity fed, lift, or push type dispensing valve. 120V AC, 60 Hz, 1 phase.

	Size/Gal
00-935-6672	1-5 gal milk can
00-345-9903	3-5 gal milk cans

CLASS 7310

DISPENSER, HOT CHOCOLATE

For use with powdered chocolate beverage base. Counter mounted. Overall dimensions: 20 inches deep by 10 inches wide by 22 inches high with connection for water line. 1 gallon minimum and 2 gallons maximum waterline. 115 VAC, 60 Hz, 1 phase. Generic NSN.



00-302-7962

DOOR ASSEMBLY, STEAM COOKER

Consists of: pivot spring bearings, door lift spring, machine screw, blowout plug, door gasket, door, door spring assembly, and door spring. For use on Market Forge model STE Steam Cooker.

01-177-9385

DOOR HANDLE ASSEMBLY, STEAM COOKER

Consists of: hexagon nut, lockwasher, machine screw, bearing spacer, door lock casting, lockwasher, door lock knob, door handle casting, acorn nut, handle bearing stud and plate, lockwasher, and machine screw. For use on Market Forge model STE Steam Cooker.

01-177-9382

DRAIN AND PLUG HANDLE, STEAM COOKER

Consists of: a drain plug and drain plug handle. For use on Market Forge model STE Steam Cooker.

01-181-0162

DRAIN ASSEMBLY, STEAM COOKER

Consists of: fulcrum and drain casting, 2 helicoils, washing, cap screw, acorn nut, lockwasher, Bronze bearing, bearing spacer, 2 machine screws, and famine nut. For use with Market Forge model STE Steam Cooker.

01-177-9383

FAUCET, COFFEE MAKER

Stainless Steel body with Plastic handle. For use on NSN 7310-00-563-7518 and 7310-01-003-5217.

01-152-2771

FAUCET HEAD, COFFEE URN

Chromed Brass clean-out body with Chromed Brass bonnet. Plastic or Nylon handle.

01-160-1571

FILTER, COFFEE MAKER

Paper, 1000 per box.

00-512-1076

Paper, 1000 per box, disposable, flat, 9.687 inches in diameter.

00-516-1744

FILTER, COFFEE URN

COFFEE URN FILTER BAGS. Unbleached Cotton. For use in brewing coffee. 25 per box.



COTTON

	Dia/In.	Dp/In.
00-375-8581*	9-1/4	5
00-271-1692	16	11-1/2
* Non Spec Item		

PAPER. Flat disc.

	Dia/In.	Qty
00-099-6916	9-3/4	1000
00-863-8079*	25	500
* For use with twin 6 gallon urn.		

PLEATED CUP


	Dia/In.	Qty
00-229-8391	17-1/2	250
00-863-8078*	18	500
* 6 inch bottom diameter		

FLUTED CUP

	Dia/In.	Qty
01-076-3923	4-1/4	1000
00-357-7907*	8-3/4	1000
01-051-0571*	18	500
* 6 inch depth		

FOOD WARMER, INFRARED, ELECTRIC

With two infrared elements, overhead Aluminum hood, vertical rigid supports, "ON-OFF" switch, and receptacle box with cover. Depth 3 inches. 120V AC, 60 Hz, 1 phase.



	Watts	Size/In.
01-104-1154	750	48 L

FRYER, DEEP FAT

FLOOR MODELS

Stainless Steel cooking vessel. Floor model, 440V, 22 KW, 3 phase, 125 pound French fry capacity. 35 inches high by 24 inches wide by 39 inches deep. For Naval shipboard use.

01-011-5683

HANDLE, BEVERAGE DISPENSER

Stainless Steel beverage dispenser handle. For use with Crathco model D15-1 beverage dispenser.

01-167-9892

KETTLE, STEAM JACKETED

TABLE MOUNTED. For Naval shipboard use, 440V AC, 60 Hz, 6 KW, 3 phase. Table model (permanent water supply), without stand or table. Fully jacketed, Stainless Steel. 150 to 270 degrees Fahrenheit temperature range, thermostat controlled. With tilting handle on both sides. Cover provided.

5 GALLON CAPACITY

01-104-0928

10 GALLON CAPACITY

01-104-0929

OVEN, MICROWAVE

Commercial type, table mounted. 120V, 60 Hz, 900 to 1100 watt power output. 12 to 17 inches wide. 1200 to 1500 cubic inch cooking cavity. Generic NSN 01-087-8973.

DIAL TIMER

01-026-0112 1600-2050 cubic inch cooking cavity

PUSHBUTTON and DIAL TIMER

01-189-5067
01-087-8973

PAN, STEAM TABLE

RECTANGULAR SHAPE, STAINLESS STEEL. For food storage and serving in connection with steam tables. Designed for steam table opening 19.875 inches long by 11.875 inches wide. Covers not provided.



FULL SIZE

	Cap/Qt	Dp/In.
00-238-5163	7.5	2.5
00-238-5164	15.0	4.125
00-835-4897*	19.75	6.0

* With perforations

ONE-HALF SIZE

	Cap/Qt	Dp/In.
01-106-9881	4.125	2.5
00-576-4614	6.75	4.0
00-834-4482	10.75	6.0

ONE-HALF SIZE, (long)

	Cap/Qt	Dp/In.
01-107-1140	4.0	2.5
01-107-1141	6.5	4.0
00-147-2769	9.5	6.0

ONE-THIRD SIZE

	Cap/Qt	Dp/In.
00-576-4613	2.75	2.5
01-107-1142	4.25	4.0
00-935-6678	6.5	6.0

ONE-QUARTER SIZE

	Cap/Qt	Dp/In.
00-834-4485	3.25	4.0

ONE-SIXTH SIZE

01-106-9884 Cap/Qt 2.0 Dp/In. 4.0

PINCH TUBE, BEVERATE DISPENSER

Rubber, 3.500 inches length, .312 inches diameter hole. Used with Jet Spray dispensers.

00-030-7778


PUMP IMPELLER, BEVERAGE DISPENSER

Plastic coated magnetic impeller pump. Reference number 1008.

01-190-9816

TOASTER, ELECTRIC

POP-UP STYLE. Intermittent duty cycle with mechanical clock auto shut off device. 120 Volts, 60 Hz, single phase. Any acceptable height, width, and depth. For Navy shipboard use.



AC only.

	Cap./Slices	KW
01-112-0646	4 per cycle	2.7

AC/DC

	Cap./Slices	KW
00-224-9192	2 per cycle	1.3
01-137-3003	2 per cycle	1.3
01-135-7073	4 per cycle	2.7

CONVEYOR RACK STYLE. Continuous duty cycle. No auto shut off required. Approximately 120V AC only, 60 Hz, single phase. Any acceptable height, width, depth. For Naval shipboard use. Capacity and wattage as indicated.

	Cap./Slices	KW
00-205-2857	540 per Hr	4.6
01-287-5313	720 per Hr	4.8
01-152-2278	960 per Hr	3.6

VALVE ASSEMBLY, DISPENSER

RIGID STEEL. 9.031 inch overall length. 4.688 inch long handle. Approximately 0.969 inches thick. 5.750 inch long shelf.

00-547-0655

VALVE, MILK DISPENSER

Steel, Chrome Plated. Weight lift type, 45 to 90 degree mounting option. Used with all model Silver King milk dispensers.

00-172-3757

VALVE, VALVE WELL, AND CLAMP ASSEMBLY, MILK DISPENSER

White Acrylic, 5.250 inches long by 2.250 inches wide. Used with, Norris models: N5, N10, and N15 milk dispensers.

01-056-0943

WAFFLE IRON, ELECTRIC

115V AC, 60 Hz, 1 phase. Double unit. Table mounting type.

01-268-1528

WARMER, FOOD, INFRARED

See "FOOD WARMER, INFRARED, ELECTRIC".

WELL, HOT FOOD STORAGE

Intended for use in dining areas to keep food warm in 12 by 20 inch steam table pans. 115V AC, 60 Hz, 1 phase. Drop-in type, Stainless Steel. Well pan dimensions: 19.875 inch long by 11.875 inches wide by 6.125 inches deep. Suitable for Naval shipboard use. Generic NSN.

00-529-7379
01-206-1081

CLASS 7320 KITCHEN EQUIPMENT AND APPLIANCES

NOTE: As non-plastic alternatives to plastic items currently in use are identified, information will be provided through shopping advisory messages and the Afloat Shopping Guide. To help you shop more "wisely", items recommended for shipboard use will be annotated with "NP" by the National Item Identification Number.

KNIFE PASTRY

Aluminum Alloy Material

Qt
 00-799-0611 60

BLADE, MEAT TENDERIZER

Stainless Steel. For use with Biro Model Pro-9 meat tenderizer.

01-171-4479

BLADE, ROTARY

Steel curved blade. 4 inches long by 2 inches wide. Mounting hole 1.625 inches long by 1.062 inches wide by .062 inches thick. For Hobart Models 8142 and 84142 food cutters.

00-890-5798

BLADE SET, BREAD SLICING MACHINE

Swedish bread knife Steel, 10.813 inches long by .375 inches wide by 0.016 inches thick, with two .156 inch diameter holes spaced 10.250 inches, center to center. 1st hole centered, .281 inch from end of blade and .188 inch from edge of blade. One edge has scalloped cutting edge with 18 scallops on a .312 inch radius, .125 inch deep.

00-390-1458 32 Blade Set

BUSHING, DRIVE, DISHWASHER

For use with Insinger Machine Co. Model 180-20 dishwasher.

01-193-7784

CLEANING AND SANITIZING MACHINE, ELECTRIC

Portable. 115 V, 60 Hz, 1 phase and 11 Amps. All dimensions in inches, 15.500 by 15 by 21.

01-029-5171

CONTROL, TEMPERATURE

For use with Insinger Machine Company Models 250 DA and 50 SA-10 or Speeder 86-2 dishwashing machines.

01-267-1410

CURTAIN, SPLASH, DISHWASHER

Plastic curtains. For Insinger Model 85 DA dishwashers.

01-115-6071	Wash section
01-115-6072	Center section
01-115-6073	Rinse section

Plastic curtains. For Insinger Model 85 DA-20M dishwasher.

	Lg/In.	W/In.
01-163-8811	23.750	12.500
01-163-8812	23.375	14.375
01-163-8813	24	17.500

CYLINDER, FLATWARE WASHING AND DISPENSING

Perforated Nylon. 5.500 inches high, 3.813 inch diameter. For use with flatware washing and transporting rack, see 7320-00-708-9540.



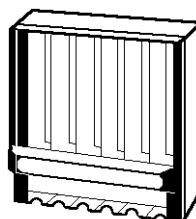
00-708-9568

Stainless Steel. 5.438 inches high by 3.750 inch inside diameter.

00-708-9580_{NP}

DISPENSER, BUTTER, EUTECTIC

Corrosion Resisting Steel butter pat dispenser. Plexiglas front. Supplied with two cooling cartridges. Each cartridge, which must be pre-frozen, cools for four hours or more and when rotated, supplies continuous cooling. Removable Stainless Steel tray holder permits loading of 4 prepackaged trays of butter pats.



01-029-6002 180 pats cap.

DISPENSER, SERVICE TRAY, AUTOMATIC

Rectangular shape, automatic. Caster Mount. Calibrated to dispense 14 by 18 inch trays. 18 inch length, 14 inch width.

00-946-8378

DISPENSER, TABLEWARE, AUTOMATIC

Rectangular shape, automatic. Spring calibrated to dispense 20 by 20 inch racks. Open tubular frame mounted on casters. Professional/Ind. Assoc.

00-205-2098

Circular shape, automatic. Spring Calibrated to dispense bowls. Caster mounted.

00-529-7280

DRAIN ASSEMBLY, DISHWASHER

For use on Insinger Machine Company Model RC-180-20 dishwasher.

01-193-7788

FOOD CUTTER, ELECTRIC

Used to cut and mince meat, vegetables and other foodstuffs by means of rotating knives and bowls. 120V AC, 60 Hz, single phase, 16 inches high by 16 inches long by 9 inches wide. With attachments A-3 shredder plate, C-5 slicer, J-3 grader plate, P fixed fine grading plate, and storage cases.

01-104-5202

HANDLE, DOOR, DISHWASHER

Plastic material, used on Insinger Model 50SA dishwasher.

01-120-7828

CLASS 7320

HOPPER, FEEDER, MEAT TENDERIZER

Transparent plastic approximately 13.500 by 9 by 7.500 inches. For use with Biro model Pro-9 meat tenderizers.

01-208-6247

KNIFE BLADE ASSEMBLY, BREAD SLICER

Steel, overall dimensions: 11.375 inches long by .375 inches wide, with serrated cutting edge, and a .093 inch mounting hole and 5/32-32 threads .500 inches long.

00-967-7758

MEAT SLICING MACHINE, ELECTRIC

Gravity feed with 10 inch diameter slicing knife, .625 inch maximum thickness of slices. Produces 40 slices per minute. Feed carriage accommodates foods up to 8.500 inches wide. Table mounted. 60 Hz, 120V AC.

01-253-8221

Gravity feed with 11 inch diameter slicing knife, .625 inch maximum thickness of slices. Rates slices per minute, feed 2-0 to 90 feed, feed 3 low -35 to 55, feed 3 high 50 to 90. For General use. With bolt down legs. 120V AC, 60 Hz, single phase. For Naval shipboard use.

01-104-5257

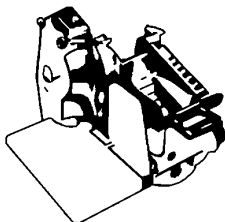
Gravity fed with 12.000 inch diameter slicing knife. 1.250 maximum thickness of slices. 400 slices per minute. Bench mounting. 115 V AC, 60 HZ, single phase.

01-342-0696

Gravity feed with 12.500 inch diameter slicing knife. .625 inch maximum thickness of slices, variable or multiple speed feeds of 45 to 55 and 80 to 90 slices per minute. Bolted down legs.

Related to NSN 7320-01-104-5257. 120V AC, 60 Hz, single phase. For Naval shipboard use.

01-189-7062



Generic NSN for general use. 115 volt, 60 Hz, 10.000 inch diameter.

00-222-4177

MIXING MACHINE, FOOD, ELECTRIC

120 V AC, 60 HZ, single phase. 11.000 inch length by 13.000 inch width by 17.000 inch height. Counter mounted.

Qt

01-104-5258 5

MOLDING MACHINE, POTATO MIX

Stainless Steel, overall dimensions 27.437 inches high by 12.750 inches wide by 25.375 inches deep. Features transfer tray and .250 inch straight cut slicer. 440V AC, 60 Hz, three phase.

01-167-7587

PISTON, POTATO SHAPER

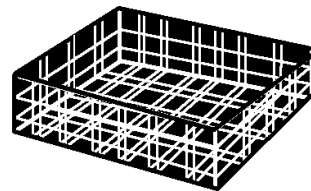
For American Potato Co Model Frispomatic 550S and 550N potato shaper.

01-266-4562

RACK, COMMERCIAL DISHWASHING MACHINE

Plastic Coated Steel wire or molded Plastic dishwashing machine rack. For use with Navy

shipboard type dishwashing machines. Bowl and Cup Rack. Accommodates nine 5.750 inch diameter bowls or sixteen 10.500 ounce cups.



Glass Rack. Accommodates thirty-six 4 inch high by 2.750 inch diameter glasses.

00-926-6657

Plate and Tray Rack. Accommodates twelve 9 inch diameter plates or six 15.500 inch by 11.625 inch trays.

00-965-2142

Silverware Rack. For flatware washing.

00-926-6658

STRAINER, SUCTION, DISHWASHER

For Insinger Models 85, 135, 185, and other dishwashing machines.

01-191-5928 Polypropylene

VEGETABLE CUTTING AND SLICING MACHINE

Hand operated vegetable cutting and slicing machine. Heavy duty polished aluminum food cutter with attachments. For use in cutting, shredding, slicing, stringing, and other purposes. Equipped with hopper, crank and base. Hopper detaches from base for easy cleaning and storage.

00-937-9266

CLASS 7330 KITCHEN HAND TOOLS AND UTENSILS

NOTE: As non-plastic alternatives to plastic items currently in use are identified, information will be provided through shopping advisory messages and the Afloat Shopping Guide. To help you shop more "wisely", items recommended for shipboard use will be annotated with "NP" by the National Item Identification Number.

BAG, PASTRY DECORATING

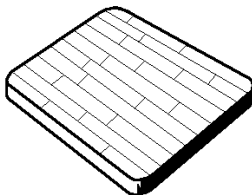
Cotton Duck pastry bag. Tapers from 13.500 inches in diameter at top to 1.250 inch diameter at bottom, 21 inches long. Used with pastry decorating tip set, see 7330-00-286-1216.



00-264-3593_{NP}

BOARD, FOOD CHOPPING AND SLICING

Styrene Rubber food chopping and slicing board.

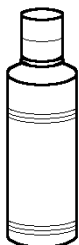


Lg/In. W/In. Thk/In.

00-078-5706	20	15	.750
00-900-9861	24	18	.750

BOTTLE, VACUUM

Narrow-mouth vacuum bottle. Corrosion Resisting Steel inner and outer shells. Furnished with cork or Plastic stopper, and metallic screw cap. Keeps contents at original bottling temperature.



	Qt
00-634-6555	1
00-285-4299	2

BOWL, FOOD MIXING

Corrosion Resisting or Stainless Steel hand mixing food bowl.



	Qt
00-262-2323 _{NP}	5

BRUSH, GREASE, COOKING AND BAKING

COOKING AND BAKING BRUSH. Flat type. For coating pans and utensils with oil or shortening and applying glaze to bakery products such as bread or rolls. Dimensions shown in inches.

1.875 long by 1.500 wide by .312 thick brush portion.

00-290-7152

Outside Ferrule 2.375 length. Inside female 3 inches wide by .500 inches thick. Overall length 9.625 maximum.

00-223-8006

BUTCHER'S STEEL

Smooth High Carbon Steel blade 10 inches long with blade guard, screw eye, swivel and compressed modified wood or molded Plastic handle.

00-550-7592

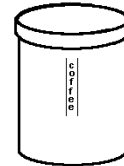
CAN, BEVERAGE DISPENSER

Corrosion Resisting Steel can for bulk milk dispensers. Used with refrigerated bulk milk dispenser. For milk dispensing tube, see 7310-00-866-9657.

	Gal
00-866-9658	5

CANISTER, FOOD STORAGE

Round, Aluminum food storage canisters.



Marked "COFFEE", 2 pound capacity, 6 inch diameter, 5.750 inches high.

00-266-7448_{NP}

CLEAVER, MEAT

Smooth High Carbon Steel blade, 7.750 to 8 inches long with compressed modified wood or molded Plastic handle.

00-241-8173

COFFEE BOILER

Aluminum coffee boiler. 2 quart capacity.

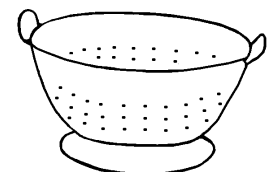
00-243-6164

COLANDER

Aluminum Alloy colander. Loop type handles. 11 quart capacity. Used in galleys for straining food.

00-680-2762_{NP}

Corrosion Resisting Steel Colander. Loop type handles. 16 quart capacity. Used in galleys for straining foods.

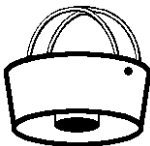


00-266-7453_{NP}

CUTTER, DOUGHNUT

Corrosion Resisting Steel or Nickel Plated Carbon Steel doughnut cutter. 3 inch diameter cutter.

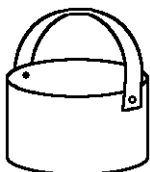
CLASS 7330



00-633-8904_{NP}

CUTTER SET, COOKIE

Corrosion Resisting Steel, plated steel, or aluminum cookie cutter set. Consists of three round straight edge cutters. 2 inches deep, .025 inches thick, and 3 inches in diameter.



01-411-9787

DIPPER, KITCHEN

Stainless Steel. Any acceptable length. 500 quart capacity.

DREDGER, KITCHEN

Aluminum or Corrosion Resisting Steel dredger. 2.875 inch diameter, 3.875 inches high. With handle. Used for sprinkling flour.



00-266-7454_{NP}

EGG WHIP

Corrosion Resisting Steel French or Balloon style egg whip.



Lg/In.

00-205-3336 12

00-815-1458* 16

* Balloon style

FILTER, COFFEEMAKER

Brown handle. Used with Pour-O-Matic VPS and VPR brewers.

01-123-8947

FOOD TURNER

CRES food turners for use in galleys and mess halls. Solid metal offset blades, polished, and smoothly finished.

Cake or Steak Turner. Plastic or wood handle. 7 to 8 inches long. 3.250 inch wide blade. 15 inch overall length.

00-634-1995

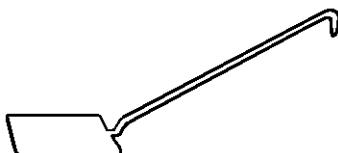
Food Turner for serving food. Plastic handle. CRES perforated blade 4.563 inches long by 3.063 inches wide. 13.500 inch overall length.

00-810-1937

Hamburger Turner. Plastic handle, 4.500 to 5 inches long by 3.250 inch largest width blade. 11 inch overall length.

00-205-0617


FOR FIELD SERVICE USE. Food Service Turner. CRES handle, 4.500 inches long by 3.750 inch wide blade. 21 inch overall length.



00-256-2158_{NP}

GRATER, FOOD

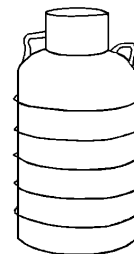
CRES or nontoxic, Plated Steel food GRATER. Half round open type with a single coarse grating surface. 12.500 inches long by 3.875 inches wide.



00-272-2518_{NP}

JUG, INSULATED

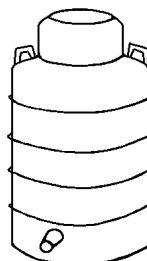
All metal insulated jug for hot or cold liquids. Corrosion Resisting Steel inner and outer shells. Equipped with insulated metal stopper, Rubber/Plastic gasket, screw cap, faucet and bail type handle. Jug marked "DO NOT USE FOR MILK OR MILK PRODUCTS".



Gal
5

00-781-3859

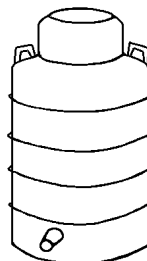
Two Grip Handles.



Gal
5

00-893-8550

Any Acceptable material. Included with a spigot.



Gal
2

00-893-8549

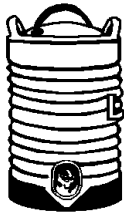
00-894-1269

AIRCRAFT USE: To be used aboard long range aircraft for storing 2 gallons of hot or cold beverage. CRES inner vessel and outer shell. Gasketed metal cover with snap locking device. Spigot included. With dry ice well. With stud located in back to lock in galley. Thermostatically controlled 28V and 115V dual heating element.

00-532-5867

JUG, VACUUM

CRES vacuum jug for hot or cold liquids. Equipped with a gasket metal cover, snap locking device, air vent cap, two handles, and spigot assembly.



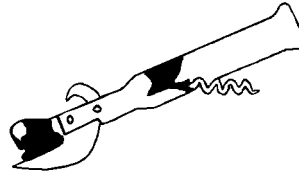
long and held together by a Corrosion Resisting Steel ring or wire loop.

00-272-7876_{NP}

OPENER, CAN, HAND

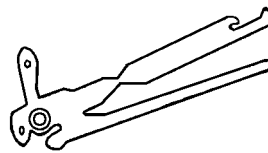
Hand operated can openers.

Lever type with corkscrew and bottle opener.



00-224-8081_{NP}

Cutting wheel type with wing handle.



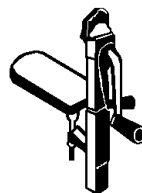
00-272-2591_{NP}

Punch type with bottle opener.

00-655-5203_{NP}

OPENER, CAN, MOUNTED

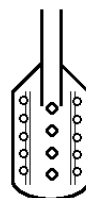
Mechanical can openers with magnetic lid lifters. Table Mounted. Cuts up to and including Number 12 round cans and 9.500 inch square, oblong, or pear shaped cans. 25 pound maximum weight supported.



00-205-3151

PADDLE, FOOD STIRRING

Stainless Steel food stirring paddle.



	Blade Lg/In.	O/A Lg/In.	W/In.
00-286-8070 _{NP}	9	42	4.5
00-577-5330 _{NP} *	9	54	4.5

* Material not listed

PAN, BAKING AND ROASTING

Aluminum baking or roasting pans. Equipped with two drop chest type handles.


13.750 inches long by 9.750 inches wide by 2.250 inches deep.

00-205-3164_{NP}

16.750 inch length by 11.875 inch width by 2.250 inch depth.

00-205-3166_{NP}

24 inches long by 18 inches wide by 4.500 inches deep. With reinforcing straps. When combined, form a double roaster, or can be used separately.



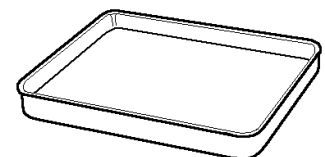
00-286-8069_{NP} Top
00-634-4494_{NP} Bottom

16 inches long by 16 inches wide by 4 inches deep

00-272-2569_{NP}

PAN, BAKING SHEET

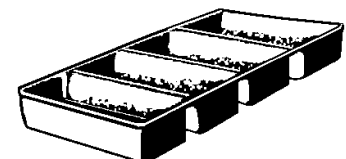
Aluminum baking sheet pan. 25.125 inches long by 17.125 inches wide by 1 inch deep.



00-633-8905_{NP}

PAN, BREAD

Carbon Steel bread pan sets. Pans joined together by a metal strap and treated with a Silicone release coating.



4 PAN SET


9.500 inches long by 4.250 inches wide by 2.750 inch diameter individual pan compartments.

Gal
3
10

00-721-8499
00-819-7738

LADLE, KITCHEN

CRES ladles. Solid bowl style without pouring lip. Long handle with hook.



Oz Lg/In.
2 12
4 14
8 16
12 16
72 20

00-254-4793_{NP}
00-680-0865_{NP}
00-248-1153_{NP}
00-685-5330_{NP}
00-153-9759_{NP}

LID, PLASTIC

Reusable flexible self-sealing Plastic lids. Snap-on, pull-off type.

For size 401 or 1 pound coffee cans. 4 inch diameter.

00-071-5429

For size 603 or 3 pound coffee cans. 6.250 inch diameter.

00-071-5430

LINER, BAKING CUP

White waxed paper baking cup liners. Uniformly fluted, 2 inch bottom diameter, 1.250 inches deep. For use with cup cake pans.

00-170-8382_{NP}

MEASURE, LIQUID

Aluminum liquid measures. Marked in four equal divisions. With handles and pouring spout. For use in kitchens and bakeries.

Cap./Qt

00-205-3096_{NP} 2
00-264-5368_{NP} 4

MEASURING SET, SPOON

Corrosion Resisting Steel measuring spoons. Set consists of 1/4, 1/2, 1 teaspoon, and 1 tablespoon measurements. Spoons are 5 inches

CLASS 7330

21.625 inches long by 10.375 inches wide by 2.750 inch diameter overall size.

00-255-5995_{NP}

5 PAN SET

9 inches long by 4.5 inches wide by 2.750 inch diameter individual pan compartments. 26 inches long by 10.375 inches wide by 2.750 inch diameter overall size.

00-255-1534_{NP}

PAN, CAKE, ROUND

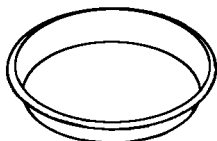
Round, Tin Plated Steel cake pan. 9 inch diameter, 1.313 inch deep.



00-205-3150_{NP}

PAN, FRYING

Round, Corrosion Resisting Steel frying pans. 12 inch diameter, 2 inch depth, 10.250 inch long handle.




00-238-3805_{NP}

Round, Aluminum. 2.250 inch length, 7.000 inch depth.

01-278-8265

PAN, MUFFIN

Aluminum muffin pan. 12 cups, 1.250 inches deep. 12.875 inches long by 9.875 inch wide overall size.



00-143-0965_{NP}

PAN, PIE

Reusable Aluminum pan. 9 inch diameter by 1.250 inch deep.

00-823-6883_{NP}

Aluminum foil. 8.250 inch diameter by .875 inch depth.

00-721-6530

PEELER, POTATO, HAND

Hand type potato peeler. Steel, 6.500 inch overall length. For peeling, coring and eying vegetables and fruits.



00-238-8316_{NP}

POT COOKING

Round, Aluminum pot with a cover 12.500 inch diameter by 8.000 inch depth.

	Qt
00-205-4146	14
00-514-4550	16

POT HOLDER

Flameproof and grease proof pot holder. Protects hands and wrists from heat and grease. Resin treated rectangular terry knit Cotton with insulated liner. Preshrunk and washable. 11 inches long by 9 inches wide.

00-379-4439

ROLLING PIN

NOTE: WOOD ROLLING PINS ARE NOT AUTHORIZED FOR USE BY NAVAL ACTIVITIES. Aluminum Rolling Pin. 3-1/2 inch diameter. Length of roller shown.

	Lg/In.
01-299-4291	18

SAUCEPAN

Round sauce pans with long handles and cover. 7.500 quart CRES pot has a loop handle directly opposite regular handle for two-handle carrying.

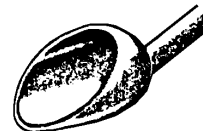


Aluminum. Deep style.

	Qt
00-205-1882 _{NP}	8.500

SCOOP, KITCHEN

Scoops with handles. For transferring bulk food material.



Corrosion Resisting Steel. 8.000 inches long by 5.000 inch wide body.


00-153-9760_{NP}

High density Polyethylene. 5 inches long by 2 inches wide by 2 inch deep body. Overall 7.750 inches long.

01-079-0694

SCOOP, ICE CREAM, MECHANICAL

Corrosion Resisting Steel ice cream scoop with Plastic handle. Scoops per quart shown.



00-197-1280	6
00-197-1281	8
00-680-0862	20
00-197-1295	30

SCRAPER, BAKER'S

Flexible Rubber blade. 4.625 inches long by 3 inches wide. With Plastic handle.

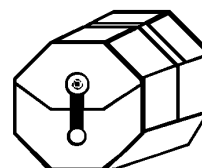
00-680-2636

Rigid Steel blade. 6 inches long by 3.875 inches wide. With Plastic handle.

00-205-1950

SHARPENER, KNIFE

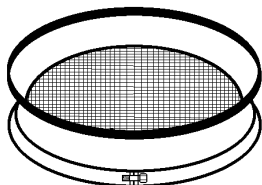
WALL MOUNTED OR FREE STANDING, MANUALLY OPERATED KNIFE SHARPENER. For use with straight edged galley knives.



00-798-7356

SIEVE, FLOUR

BAKER'S SHAKER TYPE FLOUR SIEVE. Reinforced heavy Aluminum body and replaceable 14 mesh Aluminum screen. 16 inch top diameter, 3-1/2 inches deep.



00-815-1455_{NP}

SIFTER, FLOUR, HAND

HAND HELD FLOUR SIFTER. 1.500 quart hopper capacity.

00-184-0089

SKIMMER, KITCHEN

Corrosion Resisting Steel skimmers. Perforated blade and handle with hooked end. 6.375 inch diameter blade. 19.500 inches overall length.



00-680-2635_{NP}

SPATULA

Corrosion Resisting or Stainless Steel spatulas with compressed modified wood or Plastic

handles. For food service use.

00-254-4791* Lg/In.
8
* CRES spring temper blade

STRAINER, CHINA CAP


Aluminum China cap strainer. 10 inch top diameter. With pestle. 5.500 quart capacity.



00-815-1456

STRAINER, POT

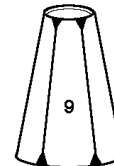
Corrosion Resisting Steel pot strainer. 10 inch top diameter, 5.625 inches deep, 9.500 inch long handle.



00-656-0879_{NP}

TIP SET, PASTRY DECORATING

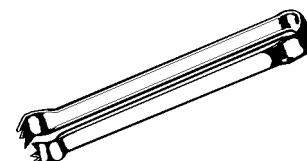
Tin Plated Steel pastry decorating tubes. Plain tips, 10 sizes, Numbers. 0P through 9P. Used with pastry decorating bag. See 7330-00-264-3593_{NP}.



00-286-1216

TONGS, FOOD SERVING

Corrosion Resisting Steel tongs. Spring action type.



00-616-1000_{NP} Lg/In. 6
00-616-0998_{NP} 9
00-616-0997_{NP} 12

CLASS 7340 CUTLERY AND FLATWARE

NOTE: As non-plastic alternatives to plastic items currently in use are identified, information will be provided through shopping advisory messages and the Afloat Shopping Guide. To help you shop more “wisely”, items recommended for shipboard use will be annotated with “NP” by the National Item Identification Number.

CUTTER, PIZZA

PIZZA CUTTER. 2.750 inch round Stainless Steel blade with Aluminum handle

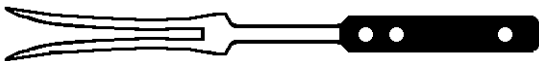
01-268-0641_{NP}

4 inch diameter Stainless Steel cutting wheel with a Plastic handle.

01-341-4039

FORK, FOOD PREPARATION

Cook's Fork. 2-tine food preparation fork. 4.500 inch long tines. 14 inch overall length. Hardwood handle.




00-292-9487_{NP} High Carbon Steel tines

CRES, 2 tines. 21.000 inches overall length.

00-223-7792

KNIFE, BONING

Boning knives. Corrosion Resisting Steel Blade. Plastic handle. 6 inch blade length, 10.500 inch overall length.




00-197-1271

Stainless Steel blade. 6 inch length.

01-056-0885

KNIFE, BUTCHER'S

Stainless Steel Bladed Butcher's knives. Wood handle.



8 INCH Blade length. 12.500 inch overall length.

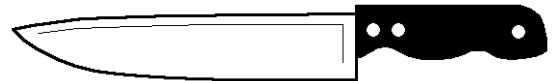
00-205-3335_{NP}

10 INCH Blade length. 12.500 inch overall length.

00-579-3303_{NP}

KNIFE, COOK'S

Cook's knives. Corrosion Resisting Steel Blade. Plastic handle. 10 inch blade length, 17.500 inch overall length.



00-488-7950

Carbon Steel blade. 12.000 inch length.

00-223-7771

KNIFE, HUNTING

Steel, Corrosion Resisting hunting knife. 5 inch blade length, 9.500 inch overall length, with leather sheath and grooved back handle.

00-098-4327

KNIFE, PARING

Paring knives. 3.500 inch blade length. 7.250 inch overall length.

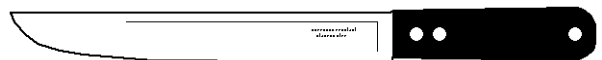


Corrosion Resisting Steel Blade. Plastic handle.

00-488-7939


KNIFE, SLICING

6 INCH Plain edge blade. Wood handle. 10.250 inch overall length. Slicing knives for galley service.



00-680-2758_{NP} Corrosion Resisting Steel blade

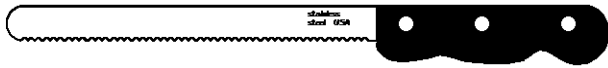
12 INCH Plain edge blade. Corrosion Resisting Steel blade has a plastic handle, High Carbon Steel blade has a wood handle. 16.675. inch overall length.



00-406-6531 Corrosion Resisting Steel blade

12 INCH Scalloped edge blade. Wood handle. 17.750 inch overall length.

CLASS 7340



00-680-0863_{NP} Corrosion Steel Resisting

KNIFE, STEAK, SCIMITAR

Scimitar style steak knives. 9.750 inch blade length, plastic handle. 15.750 inch overall length.



00-197-1274 Corrosion Resisting Steel blade

Stainless Steel blade. 8.000 inch length.

01-056-1096

SERVER, PIE AND CAKE

Corrosion Resisting Steel pie and cake server. Offset blade 4.750 inches long by 2.125 inch wide flat area. 10.125 inch overall length. Plastic handle.

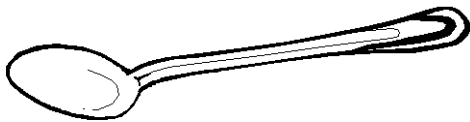


00-272-9586

SPOON, FOOD SERVICE

Corrosion Resisting Steel food service spoons. Hole in handles for hanging.

Solid Bowl Basting Spoon



	Lg/In.
00-240-7079 _{NP}	13
00-240-7080 _{NP}	15
00-223-7800 _{NP}	21

Slotted Bowl Mixing Spoon



	Lg/In.
00-205-1421 _{NP} *	15

* Non-Spec Item

Perforated Bowl Straining Spoon



Lg/In.

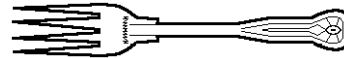
00-255-0702_{NP} 15

CUTLERY and FLATWARE for TABLE SERVICE

FLAG/CABIN, WARDROOM MESS

Silver Plated Flatware. Each piece engraved with a fouled anchor insignia. 12 per box.

FORK, DESSERT



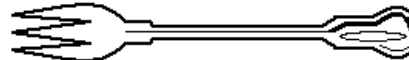
00-229-9475_{NP}

FORK, SALAD



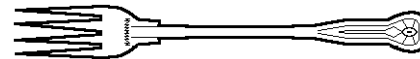
00-235-5042_{NP}

FORK, SEAFOOD



00-229-9476_{NP}

FORK, TABLE



00-229-9477_{NP}

KNIFE, DESSERT

00-229-9479_{NP}

KNIFE, TABLE



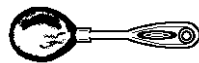
00-235-5013_{NP}

LADLE, GRAVY, TABLE



00-235-5015_{NP}

SPOON, BOUILLON



00-255-0702_{NP}
00-634-2863

00-235-5017_{NP}

SPOON, DESSERT


00-634-2863

SPOON, DEMITASSE



00-235-5031_{NP}

SPOON, ICED TEA



00-235-5021_{NP}

SPOON, SOUP



00-235-5023_{NP}

SPOON, TEA



00-235-5029_{NP}

CREW'S MESS

Corrosion Resisting Steel flatware. Each piece engraved with the letters "U.S."

FORK, TABLE

00-241-8169_{NP}

KNIFE, STEAK, TABLE

Stainless Steel

01-323-6116

KNIFE, TABLE

Serrated Edge

00-060-6057_{NP}

SPOON, DESSERT

00-241-8171_{NP}

SPOON, TABLE

00-205-3341_{NP}

SPOON, TEA

00-205-3340_{NP}

DISPOSABLE PLASTIC PICNIC FLATWARE

Durable Plastic flatware. For PICNIC FLATWARE SET, see 7360-00-634-4800.

FORK, PICNIC

00-205-3342

00-022-1315 Heavy Duty

KNIFE, PICNIC

00-205-3187

00-022-1316 Heavy Duty

SPOON, PICNIC

00-170-8374

00-205-3187 Heavy Duty

STIRRING STICK, BEVERAGE

Wood, 5.500 inches long. For stirring sugar or cream into coffee or tea.

00-753-5565_{NP}

FIELD MESS

FORK, FIELD MESS

Stainless Steel, non plated.

00-243-5391

KNIFE, FIELD MESS

Stainless Steel, Aluminum handle.

00-240-7436

SPOON, FIELD MESS

Stainless Steel.

00-243-5390

CLASS 7350 TABLEWARE

NOTE: As non-plastic alternatives to plastic items currently in use are identified, information will be provided through shopping advisory messages and the Afloat Shopping Guide. To help you shop more "wisely", items recommended for shipboard use will be annotated with "NP" by the National Item Identification Number.

TABLEWARE OFFICER'S SERVICE

FLAG/CABIN MESS CHINAWARE

Navy seal distinguishing mark. Blue and Gold pattern. White China.



CUP, DRINKING

		Oz
00-272-9359 _{NP}	Coffee/Tea	7.5

PLATE, EATING

	Dia	H
Bread and Butter		
00-271-1701 _{NP}	6.250	.625
Cereal or Soup		
00-271-1705 _{NP}	7	1.188
Dessert or Salad		
00-271-1703 _{NP}	7.125	1.000
Dinner/Breakfast		
00-271-1706 _{NP}	9	1.719
00-271-1704 _{NP}	10	1.000

SAUCER, CUP

	Dia	H
Coffee, Tea, Bouillon		
00-272-9529 _{NP}	6	1

WARDROOM MESS CHINAWARE

Navy fouled anchor distinguishing mark, and Dark Blue band. White China.



CUP, DRINKING

	Oz
Coffee or Tea	
00-375-2477 _{NP}	7.5

DISH, EATING

	Dia	H
Fruit		
00-264-5398 _{NP}	5.250	1.250

PLATE, EATING

	Dia	H
Bread and Butter		
00-192-1932 _{NP}	6.250	.625
Cereal or Soup		
00-222-3288 _{NP}	7	1.188
Dessert or Salad		
00-192-1938 _{NP}	7.125	1
Dinner/Breakfast		
00-192-1933 _{NP}	10	1

SAUCER, CUP

	Dia	H
Coffee, Tea, Bouillon		
00-253-0594 _{NP}	6	1

FLAG/CABIN AND WARDROOM MESS HOLLOWWARE

BOWL, FOOD SERVING

Silver Plated. Navy fouled anchor, distinguishing mark.

Fruit Dish



	Dia	H
00-194-2526 _{NP}	9	4.500

BOWL, SUGAR

	Dia	H
00-195-4770 _{NP} *	4.250	2.813

* With cover and handles.

BREADBASKET



	Lg	W	Dp
00-286-5418 _{NP}	12	5.500	2.500


CASTER, CRUET



00-222-3176_{NP}*

* Furnished without cruets. For cruets, see 7350-00-935-6635

COFFEYPOT, SERVING



	Oz
00-195-4768 _{NP}	32

DISH, FOOD SERVING

For Vegetables

00-222-3179 _{NP} *	10.750 in. lg x 8.375 in. w
00-222-3182 _{NP} †	8 inch

* Oval, without cover
 † Round, with cover

CLASS 7350

GRAVY BOAT

Oz
00-222-3181_{NP} 12

PITCHER, CREAM

Oz
00-195-4769_{NP} 8

PITCHER, WATER

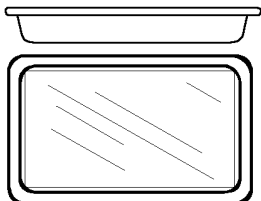
Oz
00-195-4764_{NP} 64

PLATTER, FOOD SERVING

	Lg	W
00-252-7190 _{NP} *	16.625	11.500

* Meat, Oval shaped

TRAY, SERVICE



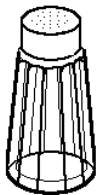
	Lg	W	Dp
00-272-9484 _{NP}	12	8.500	.500
00-272-9520 _{NP} *	20	14.500	.750
00-926-6180	18	14	

* With handles

FLAG/CABIN AND WARDROOM MESS
GLASSWARE

SALT SHAKER

2 ounce capacity. Corrosion Resisting Steel cap with glass body.



00-680-2630_{NP}

SHERBET CUP

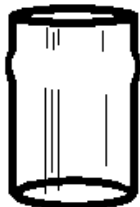


Made of lime or lead flint glass. Withstands significant weather changes.

Oz
00-273-9045_{NP} 5

TUMBLER, DRINKING

Heat treated drinking glasses. For use in all messes.



	Oz	H
00-170-8330 _{NP}	10	4.1
00-641-8952 _{NP}	10	5
00-689-5383 _{NP}	5.2	5.125

CPO AND CREW SERVICE

White, heavy duty, plain, undecorated, restaurant China.

BOWL, EATING

	Dia/In.	H/In.	Thk/In.
01-256-1091 _{NP}	5.625	2	.125

CUP, DRINKING

	Dia	H	Oz
01-256-1089 _{NP}	3	5.500	9
01-256-1093 _{NP}	3.500	3.391	-
01-280-8734 _{NP}	3.594	3.391	9.5

DISH, EATING

	Dia	H
01-256-1092 _{NP}	5.500	1.500

PLATE, EATING

	Dia	H
01-256-1086 _{NP}	6.500	.812
01-256-1087 _{NP}	9	.812

PLATTER, FOOD SERVING

	Dia	H
01-256-1085 _{NP}	11.500	9

CLEAR GLASS TABLEWARE

CRUET, CONDIMENT



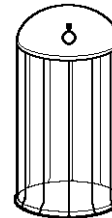
With handle and stopper

Oz
6

00-935-6635_{NP}

DISPENSER, SUGAR

Corrosion resisting steel top. With covered pouring opening.



Oz
12

00-641-6050_{NP}*

* Non Spec Item

PITCHER, SYRUP

1 piece chrome plated top and handle.



Oz
14

00-195-4763

CREW SERVICE

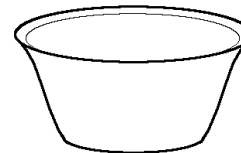
Lightweight melamine plastic serving ware.

For use in mess halls. Resistant to boiling water.

BOWL, EATING

General Purpose

Stackable, withstands temperatures up to 180 degrees Fahrenheit.



4.5 ounce capacity.

00-080-6062	Green
00-080-6048	Mottled Tan
01-036-5426	Sahara Sand

16 ounce capacity.

01-036-5427	Sahara Sand
-------------	-------------

17 ounce capacity.

00-141-0959 Green
00-251-8746 Mottled Tan

16 ounce capacity.

01-036-5427 Sahara Sand

17 ounce capacity.

00-141-0959 Green
00-251-8746 Mottled Tan

PAPER, BOWL, EATING

12.0 ounce capacity. Beige or White

01-332-2111

BOWL, FOOD SERVING

Stackable. May be washed/sterilized at high temperatures.

Sahara Sand

	Lg	H
00-205-3160	5.500	1.250

CUP, DRINKING

10 ounce capacity



01-036-5424 Cocoa Brown
00-141-0971 Green
01-036-3769 Sahara Sand

PLATE, EATING

Sahara Sand

	Dia
00-205-3218	6.500

TUBE, DRINKING

Plastic material, flexible section. Straight design. 7.750 inch length.

00-444-1323

TUMBLER, DRINKING

10 oz cap.

01-036-5431 Cocoa Brown
00-141-0965 Green
00-223-7836 Mottled Tan
01-036-3770 Sahara Sand

TRAY, MESS, COMPARTMENTED

Plastic material. 3 compartment. 3.000 inch depth by 10.000 inch length by 9.500 inch width.

01-080-8842

Paper trays, disposable 12.580 inches long by 8.580 inches wide.

5 Compartment

01-012-8787_{NP}

Plastic lightweight melamine used in mess halls. 13.875 inches long by 10.750 inches wide.

5 Compartment



00-144-4995 Pastel Green
00-144-4989 Tan

BREADBASKET


Polyethylene Plastic. Red color, oval shaped. 6.375 inches wide by 10 inches long.

01-089-1232

CUP, DISPOSABLE

Disposable Paper cups for general use. White two piece construction, rolled edge. Without handles. Round shaped.

Cold Drinks, Wax Coated



	Oz	Box Qty
00-641-4587 _{NP}	5	2500
00-641-4590 _{NP}	8	2500
00-641-4592	12	—
00-641-4523 _{NP}	16	1000


Hot drinks, Plastic Coated



	Oz	Box Qty
00-205-1182*	6	1000
00-290-0588	6	100
01-359-9524 _{NP}	8	1000
00-988-6498*	8	1000
00-162-3006	8	50
00-641-4519	10	1000
00-641-4517	12	1000
00-641-4576	16	1000

* With handles

Hot Foods, Uncoated, Moisture resistant.



	Oz	Box Qty
00-641-4520	8	1000
00-290-0586	16	500

Disposable, Plastic, Polystyrene Foamed cup. One time use only. One piece construction. Insulated for temperatures up to 205 degrees Fahrenheit. For use with hot or cold liquids.



	Oz
00-721-9003	6
00-082-5741	8
00-926-1661*	10
00-145-6126	16

* With handle

DISPENSER, COMPRESSIBLE BOTTLE

Squeeze-type mustard or ketchup dispenser. Translucent Plastic body, Contents can be identified at a glance. Combination screw-on cap and spout. 12 ounce capacity.




01-047-9307

DISPENSER, PAPER NAPKIN

Corrosion Resisting Steel . Designed to pull napkins from either side. Spring loaded. Holds 125 napkins.

CLASS 7350



00-205-0928

DISPENSER, SUGAR

Moistureproof sugar dispenser. Glass body with self-closing top and soluble seal gaskets. 9 ounce capacity.

00-687-4409 White Top


DISPENSER, TOOTHPICK

Corrosion Resisting Steel toothpick dispenser. Designed with knob which will release one toothpick at a time. For use with round picks only. Holds 300 toothpicks.

00-715-1369

PITCHER, VACUUM

Plastic, insulated vacuum pitchers. Serves hot or cold beverages. Plastic Inner Shell. Turquoise body with White handle, base, and top.



00-680-2770 Qt
1

Plastic Outer Shell, Glass Inner Vessel. With removable plastic filler, a lid and handle.

00-044-0653 1 qt

PITCHER, WATER

Corrosion Resisting Steel water pitchers.



Without Covers

00-687-9106 Qt
1
00-249-5165_{NP} 2

PEPPER SHAKER

Sanitary, moisture-proof, pepper shakers. Glass body, Plastic screw top, and spring operated cap. For use in normal and humid environments. 3 ounce capacity.

00-655-5254 Red top

All Aluminum

00-240-7068_{NP}*
* Non Spec Item

SALT SHAKER

Sanitary, moisture-proof, salt shakers. Glass body, plastic screw top, and spring operated cap.

For use in normal and humid environments. 3 ounce capacity.

00-655-5255 White top

All Aluminum

00-240-7069_{NP}*
* Non Spec Item

TOOTHPICK

Hardwood toothpicks.

		Qty
00-655-4547 _{NP}	Flat one end	750
00-838-3919 _{NP}	Pointed both ends	250

PLATE, PAPER

Disposable water and grease-resistant Paper plates. For accessories, see FSC 7340, "Picnic Flatware" or FSC 7360 "Flatware Set".

COMPARTMENTED

RECTANGULAR

	Lg/In.	W/In.
00-926-9233	10	8

UNCOMPARTMENTED

ROUND

	Dia/In.
00-290-0593 _{NP}	6
00-899-3054	6 Plastic Coated
00-290-0594 _{NP}	9
00-899-3056	9 Plastic Coated
01-263-6700 _{NP}	10.250 White molded pulp

CLASS 7360

SETS, KITS, OUTFITS, AND MODULES, FOOD PREPARATION AND SERVING

NOTE: As non-plastic alternatives to plastic items currently in use are identified, information will be provided through shopping advisory messages and the Afloat Shopping Guide. To help you shop more “wisely”, items recommended for shipboard use will be annotated with “NP” by the National Item Identification Number.

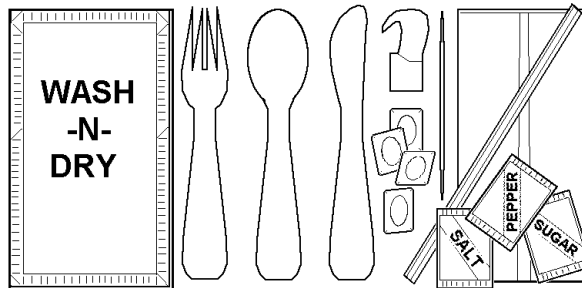
BOTTLE AND TUMBLER SET

Plastic, blue, disposable. One quart size. Contains water bottle and 6 ounce tumbler. 50 per package.

01-387-1316

DINING PACKET

Dining packet sealed in a cellophane or plastic bag. For use with in-flight lunch boxes and the like. Contains a plastic knife; fork and spoon; can opener, wash and dry towel; individual salt, pepper, and sugar packets; napkin, toothpicks, plastic drinking straw, and chewing gum tablets.



00-660-0526

FLATWARE SET

Plastic knife, fork, and spoon enclosed in a cellophane bag. Ten sets to box. Used in ration packs. For individual components, see 7340-00-205-3187, 7340-00-205-3342 and 7340-00-170-8374.

00-634-4800

GROUP 75 OFFICE SUPPLIES AND DEVICES

CLASS 7510 OFFICE SUPPLIES

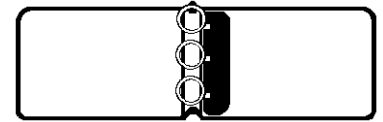
NOTE: As non-plastic alternatives to plastic items currently in use are identified, information will be provided through shopping advisory messages and the Afloat Shopping Guide. To help you shop more "wisely", items recommended for shipboard use will be annotated with "NP" by the National Item Identification Number.

BINDER, AWARDS CERTIFICATE

Pasted chipboard, padded with polyurethane foam, vinyl overall covering, ribbed back, four right-angled corner pockets inside each cover. Two clear plastic protector sheets.

	Cap./In.
00-889-3519	2
00-889-3520	3

PRONG TYPE



U.S. NAVY SEAL, embossed in Gold on center of front cover. Blue vinyl cover. 8 by 11 inch sheet size.

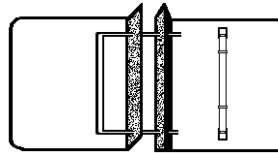
TWO-PIECE RED PRESS BOARD BINDERS. With cloth hinge metal prong fastener and compressor.

	Size/In.	Cap./In.
00-281-5964*	3 x 5	.250

* Blue cover

00-482-2994

U.S. MARINE CORPS SEAL, embossed in Gold on center of front cover, Scarlet vinyl cover, 8.5 by 11 inch sheet size.



COATED CLOTH BOUND STIFF COVER

SIDE OPENING

	Size/In.	Cap./In.
00-281-6180	8.5 x 11	1
00-530-8881	8.5 x 11	2
00-579-2751	8.5 x 11	2

01-056-1927

BINDER, LOOSE LEAF

POST TYPE

Two flexible posts. Holds marginally punched printout of 14.875 by 11 inch size unburst sheets. Open back with slide locks.

	Size/In.	Cap./In.
00-281-4309*	8.5 x 11	3
00-582-4201†	8.5 x 11	3
00-281-4313†	8.5 x 11	6

* End opening
† Side opening

HEAVY COATED CLOTH BOUND FLEXIBLE COVER. Black color unless noted.

END OPENING

VINYL-BOUND RIGID COVER. With horizontal pocket inside cover 4.250 inches deep. Metal hinge and sheet holding bar included. Holds 8.5 by 11 size sheet.

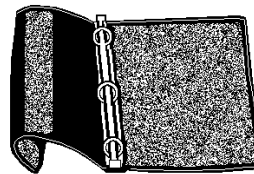
5 INCH CAPACITY. Black, flexible, press board cover. Top and bottom loading.

SIDE OPENING

SIDE OPENING

00-965-2443

6 INCH CAPACITY. Blue, stiff plastic cover. Top and bottom loading.



	Color	Cap./In.
00-409-8646	Blue	1
00-409-8647	Red	1

6 RINGS. Rubber bonded cellulose fiber, flexible cover. Black, 5.5 by 6.5 inch size sheets, 1 inch capacity.

00-965-2442

8 INCH CAPACITY. Blue, stiff cloth cover. Top loading.

00-285-1765 Side Opening

00-735-0732

Marked "REQUISITION OPTAR LOG". Dark Blue, Black and clear flexible and stiff covers, center slide-button lock. .188 inch posts on 8.5 inch centers.

	Size/In.	Cap./In.
00-187-6486	5.5 x 8.5	1
00-187-6489	8.5 x 11	1

PLASTIC COVER. Black unless noted.

	Size/In.	Cap./In.
01-203-4708†	8.5 x 11	1
01-278-4130*	8.5 x 11	2
01-203-8814†	8.500 x 11	2
01-278-4129*	8.500 x 11	3

* Booster for opening and closing rings
† White with clear Plastic cover for inserts from the top all around the binder (front, back and spine).

SPRING TYPE

Flexible Blue plastic covers, 5 snap rings; with 25 plastic envelopes. Accommodated sheet length 7.625 by 5.188 inch. Marked "USAF FLIGHT CREW CHECK LISTS".

00-766-4269

BINDER, NOTE PAD

ALUMINUM COVER, 9 inches wide by 11.750 inches long. Spring mechanism filler retainer. For office and general utility use.

	Size/In.
00-139-3678	12 x 18
00-139-3679	12 x 22

TWO TELESCOPING POSTS AND SLEEVES, AND ONE ADDITIONAL POST. 8.5 by 11 size sheets. Black, stiff coated cloth cover.

END OPENING.

CLASS 7510

Size/In. Cap./In.
00-286-6954_{NP} 9 x 11.75 .5


BLACK VINYL PORTFOLIO. Inside pockets hold papers and writing pad. 3/8 inch capacity. Marked: "PROPERTY OF US GOVERNMENT".

Accommodates
00-145-0296 Letter Size 8.500 x 11 in.

BRUSH, TYPEWRITER

FOR MACHINE DUSTING. Fed Spec H-B-00681.

WOOD OR PLASTIC handle, bristle brush, straight or fan tip 1.625 by 11.750 inches long overall.



00-550-8448

WOOD HANDLE, horsehair brush, straight rectangular tip 1.5 by 6 inch length overall.



00-550-8446_{NP}

CALENDAR BOARD, WALL

12.250 by 29.625 inch board. With reinforced hole for hanging on wall. Displays three calendar months simultaneously.

00-789-2455

CHALK, MARKING

CARPENTER'S CHALK. 2.250 inch diameter, 1.125 inches thick, 144 per box.

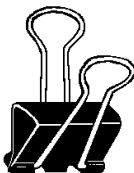
00-272-9256_{NP} White

GENERAL PURPOSE CHALK. .375 inch diameter, 3.375 inches long. Dustless, 144 per box.

00-223-6706 White

CLIP, PAPER


BINDER TYPE



00-282-8201_{NP} Small
00-223-6807_{NP} Medium
00-285-5995_{NP} Large

BULL DOG TYPE

Steel.




00-223-6810_{NP} Small
00-223-6809_{NP} Large

GEM TYPE



00-161-4292_{NP} Large 1000

IDEAL TYPE



00-161-4291_{NP} Medium
00-161-4290_{NP} Large

COMPRESSOR, SPACED PRONG PAPER FASTENER

METAL, 2.750 inches between opening. Used with fasteners stock numbers, 7510-00-223-6815_{NP}, 00-223-6814_{NP}, and 00-634-2463.

00-291-0140_{NP}

CORRECTION FLUID, OPAQUE COATING

Opaque correction fluid with brush attached to bottle cap. For corrections on typewritten papers, 12 bottles to pack.

01-020-2806 1/2 oz

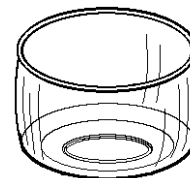
CRAYON, MARKING

CLAY BASE MATERIAL for marking metal, fabric, wood, and ceramic. Hexagon shape 4.500 inches long by .500 wide. 12 to box.

00-264-4102_{NP} Yellow

CUP, SPONGE

CLEAR GLASS, round, cup shaped. For containing pins, slips and sponges. 3.750 inch diameter. 1.625 inches deep.



00-161-6211_{NP}

DRY TRANSFER SHEET

Dry transfer ink, colorless background, positive image, waxed feature included.

FRANKLIN GOTHIC CONDENSED, Upper and lower case letters and numbers, 30 point.

01-026-4121* Black
* Wax feature not included

ELEMENT, TYPING

An item which prints a combination of letters, numerals and symbols by impact with a ribbon. It may be found on typewriters; printers (ADP); teletypewriters etc.

BALL SHAPE NUMBER 10 PITCH

Type Face	End Item Usage
01-054-1949 OCR No. 2	IBM Selectric typewriter.

BALL SHAPE NUMBER 12 PITCH

00-555-2317 P Elite 72	IBM Selectric typewriters.
------------------------	----------------------------

DISK SHAPE NUMBER 12 PITCH

01-235-9825 P Elite	IBM Wheel printers and compatible printers and typewriters.
01-061-9900 Std Elite	Xerox models 800 ETS, 800 CETS, 850 DTS and 850 PDS.

WHEEL SHAPE NUMBER 10 PITCH

01-063-4894 Titan 10	Diablo, Xerox, CPT, NBI and Wang systems W/ Diablo printers.
01-061-5025 Roman	Diablo, Xerox, CPT, NBI and Wang systems W/ Diablo printers.
01-319-2537 OCR	Primages Inc., Jogger Plus

WHEEL SHAPE NUMBER 10/12 PITCH

01-319-2538 TILE	Primages Inc., Jogger Plus
------------------	----------------------------

WHEEL SHAPE NUMBER 12 PITCH

01-061-9899 Let. Gothic Diablo, Xerox, CPT, NBI and Wang systems W/ Diablo printers.


PRINTBAND SHAPE

01-353-1694 OCR Data Products 300 LPM.

ENVELOPE, TRANSPARENT

TRANSPARENT PLASTIC. Used to contain and protect paper, cards and similar materials.

BOUND EDGES




00-272-9805 10 x 13 in.

SEALED EDGES

00-687-2664 5.500 x 9.250

ERASER, BLACKBOARD

GRAY FELT BLACKBOARD ERASER. 2 by 3 inches.



00-244-9145

ERASER, MECHANICAL PENCIL

FOR USE WITH MECHANICAL PENCILS. 4 per box.

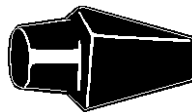
00-307-7885 Scripto, Skillcraft

ERASER, RUBBER

To erase pencil markings.



00-223-7046 Regular, medium, with beveled ends. 2.750 Lg x .875 W x .250 Thk.



00-634-5352 Regular, conical. Fits over pencil end.

Soft, for cleaning drawings of all kinds.

00-323-8788 Rubber, rectangular. 2 Lg x .875 W x .750 Thk.



00-223-7044 Rubber, substitute. 2.250 Lg x 1.125 W x 1.062 Thk.



00-297-1608 Kneaded rectangular. 1.625 Lg x 1.118 W x .375 Thk.



00-619-7714 Cylindrical 6 Lg x .188 Dia. one end typewriter eraser, other end carbon eraser.

NON SPEC TYPE

00-949-5055 Rectangular with beveled ends. Special Feature: "Gray plastic, special for all tracing and drawing papers. 2.625 Lg x .875 W x .500 Thk. 12 per box".

EYELET REINFORCEMENT GUMMED CLOTH

GUMMED EYELETS for reinforcements around punched holes of loose-leaf sheets.

Size/In.

00-171-1123 .250
00-285-5422 .375

FASTENER, PAPER

METAL FASTENERS for binding papers and printed matter together, especially when making frequent additions or removals.

SPACED PRONG TYPE

With or without compressor.

With Compressor, 2.750 inches between prongs, 1 piece base.

Cap./In.

00-161-4284_{NP} 1
00-235-6068_{NP} 2

Without Compressor, 2.750 inches between prongs. Use with compressor, stock number 7510-00-291-0140_{NP}.



Cap./In.

00-223-6815_{NP} 1
00-223-6814_{NP} 2

SPACED CONTINUOUS PRONG TYPE

Metal Prong .500 to .625 inches wide.

00-205-0806_{NP}

HOLDER, BINDER LABEL

STEEL. Slip-on type. For the display of labels on closed type back loose-leaf binders.



00-281-5972 .750 x 2
00-272-3044 1.750 x 2

HOLDER, CARD

Welded vinyl card case, SIZE 2.312 by 4.312

00-155-5174

HOLDER, DESK TRAY LABEL

STEEL. Slip-on type. Window .500 by 1.5 on both sides.

00-285-2828

HOLDER, PEN

3.062 inch length by 1.6 inch width by .750 inch height. Designed for Electronic Systems Test Set.

00-008-0485

CLASS 7510

INK, MARKING STENCIL

OPAQUE, LIQUID FORM. 16 ounce aerosol can, for porous and nonporous surfaces. Furnished with protection from environment, gasoline, light and fresh water.

00-469-7910 Black
00-419-9564 White

INK, PRINTING

Cartridge for use on Hewitt Packard

01-358-0771 Black
01-332-2902 Yellow

INK, PRINTING, CARTRIDGE

Cartridge for use on Hewitt Packard

01-280-9672 Black
01-280-9671 Black, Yellow, Cyan, Magenta

INK, RECORDING INSTRUMENT

RED, LIQUID FORM. Reference Number. RA2761-02.

00-221-0793 1 pt bottle

INK, STAMP PAD

LIQUID FORM. For making impressions on paper with a rubber stamp. Furnished in 2 ounce bottle, unless noted.

00-161-4237 Black
00-161-4240 Red

INKING PAD, RUBBER STAMP

UNINKED. Fabric pads, nainsook covered. Pad size shown in inches.



00-224-7676 2.750 x 4.250
00-231-6531 3.325 x 6.325

Foam latex rubber, or foam plastic uninked pad.

00-526-1742 2.750 x 4.250
00-526-1741 3.250 x 6.250

LEAD, PENCIL, COLORED

MEDIUM HARD.

Wax Composition. 2.750 inches long by .120 diameter. For marking glazed surfaces. 4 per package.

00-223-6690_{NP} Black
00-223-6691_{NP} Blue

00-223-6693_{NP} Red

LEAD, PENCIL, GRAPHITE

For mechanical pencils. 0.5 millimeter diameter by 60 millimeters long. Black. Hardness designation given below.

	Hardness
01-147-5947 _{NP}	B
01-011-9456 _{NP}	HB
01-011-9458 _{NP}	2H

4 inches long, .046 inch diameter (STANDARD).

	Hardness
00-164-8865 _{NP}	HB (No. 2)

For general purpose mechanical pencils. 0.7 millimeter diameter by 2.375 inches long.

	Hardness
01-059-0695 _{NP}	H
01-103-8266 _{NP}	HB

LETTERING KIT REFILL, ELECTRONIC

DRY TRANSFER, contains most commonly used electronic terms, each fill-in kit consists of 27 pages identical to the original kit. Color and part number indicated.

	Color	Part Number
01-024-0170	Black	DDEMLNBLACK

PAD, CLEANING, DRAFTMAN

SOFT GRANULAR MATERIAL, in a mesh clothpad used for cleaning and protecting drawings.

00-960-9286

PAINT STICK, MARKING

ALL PURPOSE PAINT STICK, used for cold, wet, or dry, 0 degree to 160 degrees Fahrenheit surfaces. 12 per box.

00-558-2115 Red
00-558-2113 Yellow

PENCIL

ELECTROGRAPHIC PENCILS. Wood cased with eraser. For writing conductive markings on test scoring papers, and mark sensing cards used on ELECTROGRAPHIC equipment.

00-242-5828 Black

GENERAL WRITING. Wood cased, with eraser. For writing notes, memoranda, and other general writing purposes. Black.

00-286-5757 No. 1 - Soft
00-281-5234 No. 2 - Medium
00-281-5235 No. 3 - Medium-hard

EXTRA THIN. Wood cased, with eraser. For use by accountants, statisticians, draftsmen and

artists, where use of drawing pencils are not essential. Black.

00-286-5755 No. 2 - Med-soft
00-286-5750 No. 2 - 500-Firm

CHINA MARKING PENCILS. Spiral paper wrapped, extra thick colored wax lead. For marking on glossy surfaces, glass, and apparatus subject to oven heat up to 300 degrees Fahrenheit.

00-240-1526_{NP} Black
00-174-3205_{NP} Red
00-240-1525_{NP} White

BLACK LEAD WITH ERASER. Wood cased. For drawing, sketching, and marking directly on a drawing or tracing paper, and pencil tracing cloth.

00-189-7880 2H

PENCIL ASSORTMENT


COLORED LEAD. Wood cased. Assorted number of colors in set as shown. For obtaining water-fast and light-fast markings.

THICK LEAD

00-205-0805_{NP} 12 colors
00-285-5827_{NP} 24 colors

PENCIL POINTER

WOOD HOLDER with 12 sheets of flint abrasive paper. 6-7/8 inch length, 1-1/16 inch width, 1/8 inch thick.



00-237-4926_{NP}

POCKET PLANNING SET

COATED-PAPER PORTFOLIO with 2 inside half-pockets. Each pocket expands .375 inches, holds 11 by 8.5 inch size papers. 11.688 by 19 when open. Color shown. 25 per box.

00-584-2489_{NP} Dark Blue
00-584-2490_{NP} Light Blue
00-584-2491_{NP} Gray
00-584-2492_{NP} Tan
01-325-8805_{NP} Green
01-325-8806_{NP} Red

POST, LEDGER AND BINDER

ALUMINUM SCREW-TYPE POSTS .200 to .205 inch diameter, length as shown. For retaining punched papers in ledger and post binders.

00-634-0235_{NP} .250

PROTECTOR, DOCUMENT

CLEAR, TRANSPARENT PLASTIC COVERS for use as indicated. 50 per package.

11 by 9 inch cover punched for 3-ring binders. Protects papers, photos, and documents. With Black paper insert, shiny finish.

00-286-1407*

00-233-7685

* Elliptical holes .250 wide by .375 inches long.

8.500 by 11 inch cover punched for 3 ring binders. 4.250 inches center to center elliptical .250 by .375 inch holes. Protects papers, photos, and documents. Polished finish.

00-634-0209

5.062 by 8 inch cover for recipe cards.

00-045-9505

MATTE FINISH, 11 by 8.5 inches, with Black album paper insert, 3 round holes .250 inch diameter on 11 inch side. Spaced 4.250 inches center to center. 50 per box. Commercial Item Description A-A-117.

00-233-7686

PUSHPIN

STEEL PIN. Aluminum head. Overall length 0.875 inches. Pin length .375 inches. 100 per box.

00-940-0935_{NP}

REFILL, BALL POINT PEN

REFILLS for single cartridge ball point pens used for freehand writing. 12 per box. 4.50 by .125.

FINE POINT

00-754-2689 Blue

RIBBON, ACCOUNTING MACHINE

BLACK RECORD RIBBONS. For nonportable electric machines. Model number shown.

For DATA PRODUCTS CORPORATION nonportable electric teleprinter, 2310, 2910, 2912 and 8280. Nylon, medium inked-Black, 9 inches wide, 8 yards long. Furnished with take-up core.

00-173-6631

For DATA PRODUCTS CORPORATION Model Numbers 4300, 4400, 4500, and RQ-280/DOD version of 4300. Line printer, offset printing process. Nylon cloth, medium Black inked, 14.062 inches wide by 15 yards long. Non spec item.

00-935-4107

RIBBON, COMPUTING MACHINE

COMPUTING MACHINE RIBBONS. .500 inches wide, 6 yards long, except as noted.

BLACK/RED

UNDERWOOD SUNDSTRAND. (Use also on new FRIDEN machines.) 6.5 yards long.

00-162-3022

BLACK NYLON

DATA PRODUCTS model MM x T1200. .437 inches wide by 30 yards long. 6 per box.

01-211-5605

BLACK PLASTIC FILM

ALPS nonportable electric model no. P2000G. .500 inch wide by 75 feet long. Long cartridge. 1 per box.

01-294-8757

XEROX model 800 series. 0.312 inches wide by 500 feet long. Multi-strike feature. Spool not provided. 12 per box.

01-173-1426

RIBBON, CORRECTION

For covering typing errors, for multi-strike ribbons, yields up to 2000 corrections. .250 inches wide by 19 feet long. Used on IBM electronic typewriter models 50, 60, and 75, Memory typewriter 50 and 100, Mag Card 2, A, and 6240.

00-357-4857

Low tack, used on IBM Selectric II, III, Electronic 50, 60, and 65.

00-275-8558

Dual track, runs through typewriter twice. Used on XEROX memorywriters 610, 615, 620, and 630.

01-157-8317

Dry-low tack. Colorless. 6 per box. Used on Facit 1850, 1885, 6452; Silver Reed 8550, 8650, 8750; Remington SF101C, MT200; IBM Selectric 856, Executive 50,60,75; Monroe 300; Royal Se5000CD, SE6000; Adler See 2000d, 2000, SE6000d, SE60000; Swintec all.

00-275-8558

Lift-off, .250 inches wide by 23 feet long. Used on Olivetti ET Series; Lexikon 90, and electronic types 121, 221, and 231.

01-045-9194

Lift-off, Polyester film, .250 inches wide by 75

feet long. Used on IBM Selectric System 2000 wheelwriter.

01-219-5753

RIBBON, INKING

GENERAL PURPOSE

Teletype Corp. model nos 14,15,19,28, 32, 33, 34, 35, 37, and 38. 12 yards long.

00-082-2649

Epson RX100, FX286, Victor 625, 6000, 6025. Wang PCPM016. Epson and Apple EX100, MX100 and I and II.

75 yards long.

01-186-3987

Panasonic model K-P1124. Seamless loop reinking system.

01-347-5228

IBM 6746, 6747, Selectric System 2000 and Wheelwriter 3/5. 1390 feet long.

01-219-2309

TWO SPOOL COMBO

Printronix 150, 300, 600, LPM and MVP-2. 60 yards long.

01-054-4035

HI-SPEED

North Atlantic Teletype System

01-330-7478

RECORD TYPING

ALPS model P2000G. 75 feet long.

01-295-4890

Radio Shack-Tandy DMP-2100/2100P and 2110. Ribbon is 50 feet long.

01-247-5032

Okidata Microline ML390 and ML391. 2 yards long.

01-336-2860

Panasonic KX-P1624, ADP PR-2465. Continuous loop. 5 feet long.

01-348-1130

Mannesman Tally T1612. Continuous mobias loop. 20 yards long.

01-119-5626

CLASS 7510

Swintec 4000 and 8000 series. Cartridge type. 350 feet long.

01-233-0033

Mannesman Tally 2000, 2100, 2160, 2200, 2500, 206E and 213E. 40 yards long.

01-050-9940

Swintec 7000 Electronic. Machine type.

01-324-0895

Okidata 182, 192, 193, 320, 321 and 390 microlines. Multi-strike with reinker, sealess loop. 6 feet long.

01-235-0934

IBM, Facit, Remington, Olympica, Mercury, Adler and Royal. Selectric II; Mag Card II and A; Model 1850C, 1830; Model SE100, S101; Model 77C; Model 6010; Model SE1000C, SE1000CD, SE2000; Model 5000CD. Multi-strike. Orange leader High Yield. 510 feet long.

01-095-2184

Selectric 72, Selectric II No. 84 and 88, MTST 775, and MCST 974. 18 yards long.

00-823-8075

RIBBON, TELEPRINTER

Black nylon, plain weave, silverized, medium density, for record printing. 9 inches wide by 20 yards long. Teleprinter TT-624V/VG. Shipped 12 per box.

00-385-8845

RIBBON, TELETYPEWRITER

NON SPEC TYPE. Black Nylon and Plastic.

NATIONAL CASH REGISTER COMPANY. Portable electric TT1148. .520 inches wide by 6 yards long. 4 per box.

01-070-9087

.250 inches wide by 3.250 inches long. With built-in re-inking system for Teletype model 43.

01-106-0118

RIBBON, INKING

FOR IBM Selectric-72, Selectric II-84 and 88, and MTST-775. .562 inches wide by , 18 yards long, heavy-inked.

00-823-8075 Nylon

RUBBER BAND

Packed 1/4 pound box. Size shown below. Inside length shown in inches and breaking force listed in pounds.

No.	Lg./In.	Breaking Force/Lbs
00-205-1439	16	2.5
00-243-3437	18	3
00-205-1438	19	3.5
00-243-3434	32	3
00-205-0842	33	3.5
00-243-3435	64	3.5
00-205-0371	84	3.5

RULER, PLASTIC

Clear, colorless plastic. Graduations located at outer edges of beveled top. One edge in inches, other edge in millimeters. For general office use.

00-935-1005 12 in.

RULER, TAB, METAL

Steel layout. Marked in graduations of 1/32, 1/16, 1/12, 1/6, 5/32 and 1/10 inch. The ruler is punched for indicating standard file hole replacement.

00-173-4897_{NP} 16 in.

RULER, WOOD

00-161-6215_{NP} 12 in.

STAPLES, PAPER FASTENING OFFICE TYPE

Steel. For office type stapling machines.

FOR BOSTITCH stapler no. B-8. .250 by .438.

LIGHT DUTY

00-264-5478_{NP}

HEAVY DUTY

00-275-7217_{NP} .250 x .500

00-272-9409_{NP} .375 x .500

STANDARD DUTY

00-272-9662_{NP} .250 x .500

FOR BATES stapler Number H-30. .500 by .475. Heavy duty.

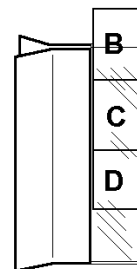
00-291-0149_{NP}

CHISEL OR BLUNT POINT. .500 by .500. Heavy duty.

00-272-9410_{NP}

TAB SET, INDEX

TRANSPARENT PLASTIC, colored as shown. Attached by adhesive. Two 6 inch strips in set, 5 sets per box. With inserts imprinted A to Z, and blank inserts.



1/3 INCH PROJECTION AND 3/8 INCH SKIRT WIDTH

00-147-8460	Blue
00-147-8463	Green
00-147-8465	Orange
00-147-8468	Pink
00-147-8470	Red
00-147-8471	Yellow

TAB, SIGNAL

TRANSPARENT PLASTIC, colored to direct attention in records and file systems. 100 per box.



01-315-2019	Red
01-315-2020	Green
01-315-2021	Blue
01-315-2022	White
01-315-2023	Orange
01-315-2024	Yellow

TAPE, CORRECTION

PRESSURE-SENSITIVE ADHESIVE TAPE. White, 50 feet long. For masking unwanted information on photo-offset masters, spirit-duplicator masters, and other manuscripts and documents.

	W/in.
00-634-1358 _{NP}	.167
00-634-5110 _{NP}	.333

TAPE, EMBOSSING

PLASTIC PRESSURE SENSITIVE ADHESIVE TAPE WITH LINER. For use in embossing machines to produce raised White letters, figures and symbols, on a contrasting background, 12 foot rolls and 10 per box. Colors as shown, glossy finish unless noted.

1/2 INCH WIDE

00-826-1876	Black
00-878-4470	Blue
00-826-1879*	Blue
00-849-1138	Green
00-849-1139	Red
00-846-0133	Yellow
* Matte finish	

3/8 INCH WIDE

00-995-4893	Black
00-995-4890	Blue
00-995-4889	Green
00-995-4887	Red
00-995-4891	Yellow

3/4 INCH WIDE

01-207-3950	Blue
-------------	------

TAPE, IDENTIFICATION

PLASTIC, Yellow background. Solvent activated, 2 inches wide by 54 feet long. Inscribed with diagonal stripe warning signal.

00-763-4548

PLASTIC, Black and Yellow overall. Weather resistant 3 inches wide by 54 feet long. Translucent.

00-629-0273

TAPE, PRESSURE SENSITIVE ADHESIVE

ALUMINUM FOIL TAPE. For masking and sealing. Heat, weather, moisture, and vapor resistant. 3 inch diameter core, 60 yard roll.

	W/in.
00-684-8803 _{NP}	2
00-816-8077 _{NP}	3

CELLOPHANE TAPE. For nonpermanent applications such as holding, covering, light packing and general office use.

COLORED. 1/2 INCH WIDE, 72 YARDS LONG.

3 INCH CORE

00-551-8474	Black
00-550-7124	Dark Blue
00-550-7129	Green
00-550-7126	Red
00-550-7127	White
00-550-7125	Yellow

TRANSPARENT, SEE-THROUGH TAPE.

1 INCH CORE DIAMETER

00-551-9822*	.500 x 500 in.
00-551-9819*	.750 x 500 in.
00-551-9821	.500 x 36 yds
00-551-9818	.750 x 36 yds
* With dispenser	

3 INCH CORE, 72 YARDS LONG.

	W
00-551-9820	.500
00-551-9816	.750
00-551-9817	1

CLEAR, MATTE-FINISH MENDING TAPE. Waterproof cellulose-acetate for permanent mending of paper, books, blueprints, maps, etc. Mended material can be reproduced. Roll width and length shown.

1 INCH CORE DIAMETER

00-082-2521*	.500 x 450 in.
00-082-2520*	.750 x 300 in.
00-813-4952	.500 x 36 yds
00-551-9825	.750 x 36 yds
* With dispenser	

3 INCH CORE, 72 YARDS LONG.

	W/in.
00-551-9824	.750
00-551-9823	1

CLEAR POLYESTER-FILM TAPE. Covers identification tape on fluid core, 72 yard roll.

	W/in.
00-987-6661	.750
00-801-0482	4

FILM-BASE DRAFTING TAPE. With adhesive on both sides for mounting photos, drawings, clippings, etc. 3 inch core, 36 yard roll.

CLEAR

	W/in.
00-904-2663	.750
00-550-7814	1
00-634-1549*	
* With liner	

MANILA DRAFTING TAPE. Creped tape with low-tack adhesive. Holds drawings, tracing paper, etc. to drafting table. 1 inch wide, 60 yard roll, 3 inch core.

00-198-5831 _{NP}

MANILA MASKING TAPE. Protects surfaces from paint, varnish, etc. when painting and stripping. Moisture and solvent resistant. 3 inch core, 60 yard roll.

CREPED-FOR SHARP CURVE MASKING

	W/in.
00-266-6713 _{NP}	.250
00-266-6714 _{NP}	.500
00-266-6711 _{NP}	.750
00-266-6712 _{NP}	1
00-266-6709 _{NP}	1.500
00-266-6710 _{NP}	2
00-266-6707 _{NP}	3
00-266-6708 _{NP}	4

FLAT-FOR STRAIGHT LINE MASKING

	W/in.
00-290-2023 _{NP}	.500
00-283-0612 _{NP}	1
00-290-2026 _{NP}	2
00-266-6694 _{NP}	3

WATERPROOF PACKAGING/SEALING TAPE. High-strength. Tan colored tape for exterior use. 3 inch core diameter, 60 yard rolls.

PLASTIC-FILM BACKED

	W/in.
00-079-7906	2
00-079-7905	3

WOVEN-CLOTH BACKED

	W/in.	Color
00-890-9872	1	Olive
00-074-4961	2	Black
00-074-5124	2	Green
00-266-5016	2	Olive
00-074-4952	2	White
00-074-5100	2.5	Green
00-074-4978	2.5	Red
00-074-4963	3	Black
00-074-5160	3	Green
00-890-9874	3	Olive
00-074-4996	3	Red
00-074-5174	4	Green

WATER-RESISTANT PAPER TAPE. For packaging, packing, etc. Especially good for sealing cartons. Holds under severe handling and weather conditions. 3 inch core, 120 yard roll.

	W/in.
00-297-6655 _{NP}	2

FILAMENT-REINFORCED TAPE. For a wide variety of bundling, packaging, and palletizing jobs. 3 inch core, 60 yard roll. Fits 7520-00-579-9053 dispenser.

LOW TENSILE STRENGTH (160 pounds per inch width). Opaque, extra flexible for special jobs.

	W/in.
00-290-8036	1

MEDIUM TENSILE STRENGTH (300 pounds per inch width). Transparent, can be used in place of steel strapping.

	W/in.
00-802-8311	.750
00-582-4772	1
00-159-4450	2

OPAQUE WOVEN-GLASS CLOTH TAPE. For binding joints in low-pressure hot air ducts where temperatures do not exceed 350 degrees Fahrenheit. Also insulates glass piping against thermal shock and seals aircraft baggage compartments against fire. 3 inch core, 60 yard roll.

	W/in.
00-515-0319 _{NP}	2

NONSTAINING MASKING TAPE. Opaque creped tape protects aircraft surfaces from acrylic and acrylic nitrocellulose lacquer and epoxy polyamide materials. 3 inch core, 60 yard roll.

	W/in.
00-680-2450 _{NP}	.500
00-685-4963 _{NP}	1
00-684-8784 _{NP}	1.5
00-680-2395 _{NP}	2
00-680-2471 _{NP}	3

PRESERVATION AND SEALING TAPE. For general exterior use. Also protects aircraft missiles and rockets during shipment, storage, and handling. Apply at 32 degrees Fahrenheit, performs well at Minus 65 to 125 degrees

CLASS 7510

Fahrenheit. 3 inch core, roll width and length shown.

WEATHER RESISTANT. Apply to oil-free flat surfaces only. 3 inch core, 36 yards long. Black or natural.

	W/in.
00-852-8179	1
00-852-8180	2
00-926-8939	3
00-916-9659	4

HEAT, AGE AND WEATHER RESISTANT. 3 inch core, .0035 inches thick, 72 yards long. White, Opaque transparency.

00-040-5895

PLASTIC FILM-PACKAGING TAPE. Seals out moisture. Used for sealing screwcaps, stoppers etc. Marking lanes (traffic aisles). Color coding lines - steam, water, oil, etc. 3 inch core, 36 yard roll.

	W/in.	Color
00-634-2941	1	Red

PLASTIC FILM PACKAGING TAPE. Water and

weather resistant. Used for closing and sealing interior and exterior domestic containers, also packing list enclosures. 3 inch core, 72 yards long. Clear color.

	W/in.
00-073-6094	4
00-073-6096	6

OPAQUE PAPER BASIC, WITH LINER. 3 inch core, 36 yards long. Adhesive on both sides. Commercial Item Description

	W/in.	Color
00-935-5848	1	Natural

Opaque Cotton or Linen or plastic or paper overall. For use as a separator to prevent galvanic attack between dissimilar metals. Natural color. 3 inch core. .004 inches thick and 60 yards long.

	W/in.
00-473-9855	1
00-473-9513	2

OPAQUE PLASTIC OVERALL, RESISTANT TO SOLVENT, ACID AND ALKALI. Adhesive on both sides of tape with liner. 3 inch core, 25 feet long by .031 inches thick. Non spec item.

	W/in.	Color
00-782-6220	2	Buff

OPAQUE PLASTIC OVERALL. Adhesive on both sides, with liner. 3 inch core, 36 yards long. 1.250 inches wide. Reference Number 4408.

00-165-6560

OPAQUE COTTON. Plastic covered; silver color; heat and cold resistant. 45 ounces per inch adhesion to seal, 75 PSI bursting strength. 3 inch core, 60 yards long by 2 inches wide by .014 inches thick. Reference Number 357.

00-118-2489

CLEAR, BLACK PLASTIC POLYVINYL CHLORIDE BASIC. Oil resistant. 1.5 inch core, 100 feet long.

	W/in.
01-018-2849	4

OPAQUE, BLACK SYNTHETIC RUBBER WITH LINER. 3 inch core, .750 inches wide by 72 yards long by .031 inches thick. Reference Number 426.

00-132-5109


CLASS 7520 OFFICE DEVICES AND ACCESSORIES

NOTE: As non-plastic alternatives to plastic items currently in use are identified, information will be provided through shopping advisory messages and the Afloat Shopping Guide. To help you shop more "wisely", items recommended for shipboard use will be annotated with "NP" by the National Item Identification Number.

AIRBRUSH, ARTIST'S

Single action, without compressor. With 3 ounce bottle; multihead needle; self centering tip.


00-939-6179



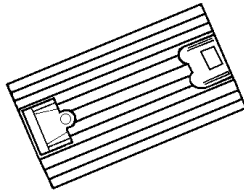
ARCH BOARD FILE

Composition hardboard. Two arched prongs spaced 2-3/4 inches. With locking device, and 2-1/2 inch filing cap.

00-264-5479



00-248-9285



WITH PERFORATOR

00-191-1075_{NP} 9 x 17 in.
00-240-5498_{NP}* 9 x 17 in.
* With index

WITHOUT PERFORATOR

00-255-7081_{NP} 9 x 17 in.

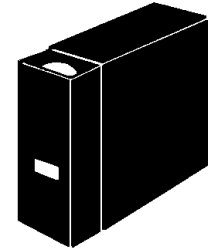
BOX, CASH

Steel, Gray painted finish. Five compartments with cantilever tray. Hinged cover with recessed handle. Furnished with lock and key. 9.500 inches long by 7 inches wide by 4 inches deep.

00-281-5931

CASE, FILING, TRANSFER

FIBERBOARD. Collapsible, vertical, legal size, open-end type with a telescopic inner binder having a removable lock-arch paper holder with a compressor. 15-5/8 inches long, 9-3/4 inches high and 3-1/2 inches wide.



00-285-4940_{NP}

BOX, FILING

Gray steel index card boxes. Hinged cover.

	H/In.	W/In.	D/In.
00-240-4839 _{NP}	5.500	8.125	5.000

Wooden index card boxes. Hinged cover.

WITH COMPRESSOR

	H/In.	W/In.	Lg/In.	Color
00-285-3147 _{NP}	3.500	5.125	9	Oak
00-285-3145 _{NP}	3.500	5.125	9	Walnut
00-285-3148 _{NP}	5.500	8.125	9	Oak
00-285-3146 _{NP}	5.500	8.125	9	Walnut

WITHOUT COMPRESSOR

	H/In.	W/In.	Lg/In.	Color
00-285-3143 _{NP}	3.500	5.125	3.125	Oak

CLIPBOARD FILE

Composition Hardboard. 5-1/2 inch rustless metal clip has 1 inch cap. Clip board has hole for hanging on wall.

00-281-5918_{NP} 9 in. x 12.500 in.
00-254-4610_{NP} 9 in. x 15-1/2 in.
00-240-5503_{NP} 9 in. x 17 in.

BASKET, WASTEPAPER

ROUND METAL BASKETS WITH TAPERED SIDES. Height and top dimensions shown in inches.



	Ht/In.	Dia/In.	Color
00-285-5416 _{NP}	14.500	13	Brown
00-281-5911 _{NP}	14.500	13	Gray
00-205-1857 _{NP}	29	16	Gray

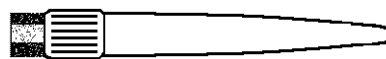
Rectangular Beige plastic basket with tapered sides. 12.500 inches high, 11 inches long and 7.875 inches wide.

01-005-9136

BRUSH, STENCIL

Bristle stencil brushes.

Long Hardwood handle. For spreading stencil ink or paint through stencils. Brush .813 inch diameter.



00-223-8000_{NP}

Fountain handle type. CRES and leak proof. 7 inches long with a 1.375 inch brush diameter. For bristle tip replacement, see NSN 7520-00-369-4714.

COPYHOLDER, TYPIST'S

SIDE READING. Mechanical space adjusting. Noncollapsible, feed roller, cylindrical body. 9.750 inch with holder.

00-754-2554

DISPENSER, PRESSURE SENSITIVE ADHESIVE TAPE

Hand operated, preset cutting device. For Plastic, Acetate Cellulose tape.

PLASTIC BODY

	W/In.	OD/In.	ID/In.
00-240-2408	.750	2.500	1
00-240-2411	.750	2.500	1

BOOK ENDS

Gray Enameled Steel. 4.750 inches wide, 5.500 inches high and 5.750 inches long.

CLASS 7520

METAL BODY

	W/In.	OD/In.	ID/In.
00-240-2417	1	5	3

EASEL, DISPLAY AND TRAINING

Plastic framework. Adjustable and folding. 28 by 36 inches Green chalkboard. Dimensions when closed are 40 inches long by 29 inches wide by 2 inches thick.

01-424-4845

FILE, HORIZONTAL, DESK

Letter size desk file with six shelves. Metal, with baked Enamel finish. Overall dimensions, 12 wide by 8.750 deep. With holes for wall mounting.

00-728-5761 Gray
00-139-4869 Beige

FILE, WORK ORGANIZER

Book and Pocket expansion type desk files. Paper stock, furnished with index tabs. Size shown in inches.

With Separator pages.

00-286-1726 9.438 x 11.438
00-286-1724* 9.500 x 11.750
* Index from 1 to 31

Bellows. 20 compartments, alphabetically indexed, unless noted.

00-286-1722 9.875 x 11.875
00-833-7343* 9.875 x 11.875
00-286-1723† 9.875 x 11.875
* With flap
† 31 compartments, numerically indexed.

FOUNTAIN PEN SET, TECHNICAL

Stainless Steel tubular stylus points. Sizes 0, 00, 1, 2, 2.500, 3, 3.500 and 4. Complete with holder and ink filler bottle. Nonclogging. Uses regular or India ink. For general writing, lettering, drafting, artwork, and music.

00-986-3998

FRAME, FILE DRAWER

CRES. For use in file cabinets and desk file drawers. with break-off notches.

LETTER SIZE

	H	W/Bot	W/Top	Depth
00-246-2664 _{NP}	9.375	11.875	12.688	27

LEGAL SIZE

	H	W/Bot	W/Top	Depth
00-246-2663 _{NP}	9.375	14.625	15.375	27

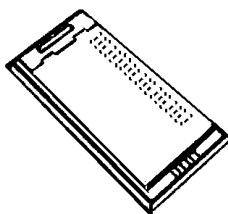
HOLDER, DESK MEMORANDUM PAPER

Weighted, Black Plastic, with reusable adhesive strip across tray. For holding 3 inches by 5 inches, and 3 inches by 3 inches. POST-IT Note pads. Well slot holds 2 inch by 2-1/2 inch note pads. Overall size: 5-1/2 inches long by 4-1/2 inches wide by 1-1/2 inches high.

01-166-0878

LIST FINDER, AUTOMATIC

Telephone index with letter selector sliding key. For replacement index cards, see NSN 7510-00-285-2800.



	Lg/In.	W/In	Color
00-171-1120	7.25	3.625	Brown

MARKER ASSORTMENT, TUBE TYPE

Consists of 1 each: Black, Blue and Red markers. Broad felt tip, capillary action. For freehand marking, writing and drawing.

00-558-1501

Consists of 1 each: Black, Blue, Brown, Green, Orange, Purple, Red and Yellow markers. Felt tip capillary action.

00-138-7981

NON SPEC ITEMS

Highlighters, fluorescent see-through ink. Consists of 1 each: Yellow, Orange, Pink and Green markers. Twist off cap.

01-238-1728

Consists of 1 each: Blue, Red, Black and Green fine tip markers. Used on: Marks-A-Lot boards, Expo or Dry-erase.

01-205-6804

Consists of 1 each: Brown, Purple, Yellow, Orange, Black, Blue, Red and Green markers. Dry erase with cloth, tissue or blackboard eraser.

01-186-3605

MARKER, TUBE TYPE

CAPILLARY ACTION MARKER

Felt chisel tip. For freehand marking, writing and

drawing. Transparent type ink.

01-238-0979* Green
00-460-7598† Pink
00-904-4476 Yellow
* Fluorescent Highlighter with pocket clip.
† Washable, Water Base

Felt chisel tip. For freehand marking, writing and drawing. Permanent ink. Pocket clip.

00-973-1059 Black
00-973-1060 Blue
00-973-1061* Green
00-079-0286 Orange
00-079-0287 Purple
00-973-1062 Red
00-079-0288 Yellow
* No pocket clip

Felt square tip. For freehand marking, writing, and drawing. Dry erase: for use on White boards.

01-161-6987 Black

Fine felt tip. For free-hand marking, writing and drawing. Permanent ink. Pocket clip. Non Spec Item.

00-043-3408† Black
01-249-6421* Black
00-312-6124† Black
* Quick drying, for marking wet or dry surfaces
† Dries instantly, gravity feed type

Fine felt tip. For free-hand marking, writing, and drawing on paper and porous surfaces. With tip protecting cap and pocket clip. Washable water base ink.

00-904-1265 Black
00-904-1268 Blue
00-935-0979 Brown
00-904-1267 Green
00-935-0981 Orange
00-935-0982 Purple
00-904-1266 Red
00-935-0980 Yellow

Fine tip. For free-hand marking, writing and drawing on visual aid transparencies. With protecting cap and pocket clip.

00-051-5031 Black
00-051-5035* Blue
00-051-5033 Red
* No pocket clip

NON SPEC ITEMS

Felt chisel tip. Fluorescent ink. Used as a spot-lighter, with pocket clip.

01-268-3002 Yellow

Felt chisel tip. Washable, water base ink. For use as a highlighter.

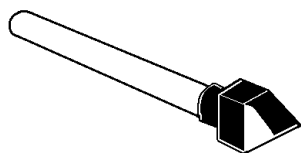
01-159-1585 Light Blue
01-166-0682* Light Green
* Gravity feed type

Felt chisel tip valve feed type marker. Permanent ink. For marking, writing and drawing on dark surfaces.

00-558-1487 White

MOISTENER

Fountain type. Hand held for use in moistening gummed tapes, labels and envelope flaps.



00-241-2981

OPENER, LETTER, HAND

STEEL BLADE AND HANDLE. 9 inches long overall.

00-240-4841_{NP}

PAD, DESK, BLOTTER

Desk pads designed to hold blotters. Cardboard back. Holds blotter in with triangular corners. For general office use.

00-224-7238 24.250 in. x 19.250 in.

Linoleum back, Brown. Holds blotter in with side panels. For executive office use.

00-285-1801 38.375 in. x 24.500 in.

PEN RECORDER

A device made of glass, plastic or metal. With self contained ink reservoir. Used to mark graphs and charts. 5 pens per package. Point width .3 millimeter.

For use with Models: 7200, 7203, 7210, 9125 and 9862 Plotters.

00-405-4482 Black
00-405-4483 Green
00-405-4486 Red

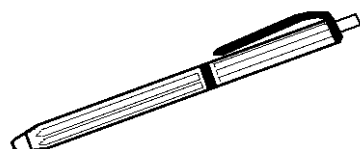
Felt tip, capillary point recorder pen. 1-1/2 inches long. Packaged 3 per pack. Disposable.

00-405-4485 Blue

PEN, BALL-POINT

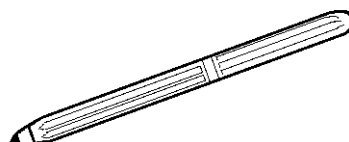
Plastic barrel with replaceable ink cartridge (refill).

Retractable, with pocket clip



	Tip	Color
00-935-7135	Fine	Black
00-935-7136	Med	Black

Non-retractable



	Tip	Color
00-543-7149*	Med	Dk Blue
* With 24 inch beaded chain		

Pocket type with clip and cap Nonretractable. 12 per package. GSA FMFO-004.

	Tip	Color
01-060-5820	Fine	Black
01-058-9975	Fine	Green
01-060-5821	Fine	Red
01-058-9978	Med	Black
01-058-9977	Med	Blue
01-058-9976	Med	Green
01-059-4125	Med	Red

NON SPEC ITEM

Pocket type with clip and cap. Nonretractable. 12 per package. Precision Tungsten ball.

	Tip	Color
01-207-4264	Ex Fine	Black
01-207-4266	Ex Fine	Blue
01-207-4265	Ex Fine	Red
01-207-4268	Fine	Black
01-207-4290*	Fine	Black
01-207-4270	Fine	Blue
01-108-9640	Fine	Black
01-207-4269	Fine	Red
* Eraser-mate, eraseable ink.		

Desk or pocket with clip and cap. Nonretractable.

	Tip	Color
01-357-6839	Fine	Red
01-357-6840	Fine	Blue
01-357-6841	Fine	Black

PEN SET, DESK

Ball-Point Black.

With rigid socket

00-106-9840 Medium Point

PENCIL, MECHANICAL

Automatic operating mechanism. Diameter in Millimeters.

	Lead Dia	Barrel
00-590-1878	.050	Woodgrain
01-317-6428*	.050	Maroon
01-132-4996	.070	Black
01-317-6140*	.070	Black

	Lead Dia	Barrel
* With extra long eraser, 3 pieces of lead and a pocket clip.		

Twist IN/OUT AND EXPEL mechanical pencil. Color of barrel shown.

General purpose leads

Extra, Extra Fine: .09 millimeter in diameter.

00-161-5664 Black

Thick lead: 1.1 millimeter in diameter.

01-347-9581 Black

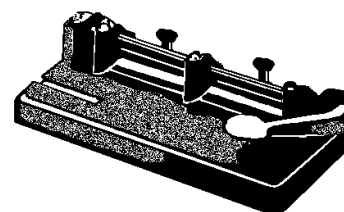
China Marking Leads: .120 inch diameter.

00-223-6672	Black
00-223-6675	Red
00-223-6676	Yellow

PERFORATOR, PAPER, DESK

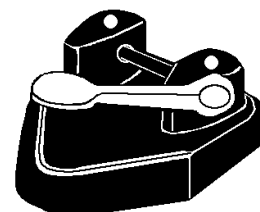
Metallic perforator, for general office use to punch two or more holes into paper.

Adjustable, three hole, Hand lever operated. Gray color.



	Hole Dia
00-163-2563	.250
00-139-3942*	.250
00-263-3425	.406
00-139-4101*	.406
* Beige or Black color	

Nonadjustable, two hole, Hand lever operated. Punches .250 inch holes on 2.750 inch centers. Gray color.



00-224-7589
00-139-3902*
* Black or Beige

PRINTING SET, RUBBER TYPE

12 Point Gothic type on 16 point body. Numerals and letters furnished together with one line, and holder with ink pad.

00-264-3718

CLASS 7520

PUNCH, PAPER, HAND

CRES. Plier type with knurled grips. Punches .250 inch diameter holes in paper.



00-271-8892_{NP}
00-286-6988*

* Adjustable throat gauge

RACK, DISTRIBUTOR, DESK

Steel Enameled. To be placed on desks, tables or cabinets for maintaining documents, folders, or catalogs. Eight 2 inch wide compartments. 17-1/4 inches wide by 9-1/2 inches deep by 8 inches high.

00-281-5934_{NP} Gray
00-139-4900_{NP} Beige

RUBBER STAMP, BAND TYPE

Dating Rubber stamp, consisting of revolving rubber bands, enclosed in a metal or Plastic frame. Wooden handle.



4 BAND dating stamps. Fourth band includes: 5 consecutive years. AM, PM, ANSW, ENTD, PAID and RCVD.

Month, Day, Year sequence

00-272-8043 .125 in.

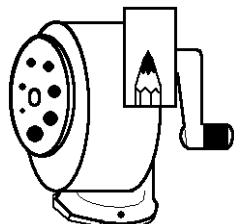
Day, Month, Year sequence

00-286-5791 .125 in.

SHARPENER, PENCIL

PENCIL SHARPENER, with variable aperture, furnished with mounting screws.

GENERAL WRITING POINT



00-162-6178

Plastic case with clear through shaving receipt. 8-1/4 inches long by 3-1/2 inches wide by 4 inches high. Woodgrain finish with Steel cutter. Electric.

01-202-2927

STAPLE REMOVER, OFFICE TYPE

For standard staples.



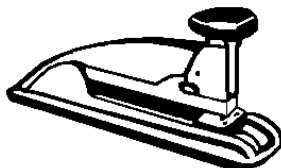
00-162-6177 Tweezer type
00-257-5006_{NP} Plier type

STAPLER, PAPER FASTENING, OFFICE

Staple width and leg length shown.

PLUNGER

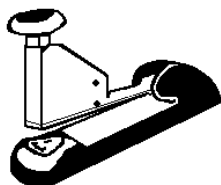
Standard Duty



	Staple Size	Color
00-281-5895	.500 in. x .250 in.	Gray
00-281-5896*	.500 in. x .250 in.	—
00-139-6170†	.500 in. x .250 in.	Beige

* Long reach stapler, 12 inch throat depth.
† With tacker feature

Heavy Duty



00-243-1780 .500 in. x .375 in.

PLIER

Standard Duty Stapler and Tacker.

00-240-5727 .500 x .250 in.

STENCIL SET, MARKING

Brass interlocking stencil outfit. Consists of one letter each of complete alphabet; numerals 0 to 9; ampersand; apostrophe; comma; end pieces; period, and spacer. Letter size as shown.


00-224-7620 12 x 12
00-634-4675 15 x 15
00-163-2568 18 x 18



00-205-1760_{NP} .500
00-298-7043_{NP} 1.000
00-272-9680_{NP} 1.500
00-298-7044_{NP} 2.000
00-272-9683_{NP} 3.000
00-269-9012_{NP} 4.000
00-272-9684_{NP} 5.000

SUPPORT SET, STACKING, DESK TRAY

Interlocking metal supports 5.500 inch long 3 inch stacking clearance. Wooden trays, 15.625 inches long by 10.375 inches wide by 2.875 inches high. With felt lined bottoms.



00-494-2447_{NP}

TRAY, DESK

Wooden tray. Cutouts on both ends.


00-286-5801 Oak
00-232-6828 Walnut

Plastic stackable letter tray.

01-094-4308 Beige
01-094-4309 Black

TRIMMER, PAPER, DROP KNIFE

Portable hand operated, paper trimmer. Wood base, ruled with .500 inch squares. Size listed in inches.




CLASS 7530 STATIONERY AND RECORD FORMS

NOTE: As non-plastic alternatives to plastic items currently in use are identified, information will be provided through shopping advisory messages and the Afloat Shopping Guide. To help you shop more "wisely", items recommended for shipboard use will be annotated with "NP" by the National Item Identification Number.

BOOK, APPOINTMENT

Artificial leather cover material with side opening zipper. 8.5 inches long by 5.5 inches wide. Features: monthly calendar, A to Z file, business card holder, planning section and 3 ring loose leaf binder.

01-366-5856 Black
01-332-1560 Burgundy
01-332-3968 Camouflage



9-1/2 inches wide by 100 foot roll. Design Control reference listed below.

00-129-6576 94061

Heat Sensitive paper.

Green line/column paper, on a 2 inch by 70 foot roll. Used on MFE Recorder Number M120.

00-602-8055 CP302

Time domain reflectometry chart. Used with TDR cable testers 1502 and 1503.

01-041-8024 66 ft roll

BOOK MEMORANDUM

Memo books with ruled White pages. Side opening, not indexed, except as noted.

Black or Green leather covers.

	Lg/In.	W/In.	Pgs
01-060-7511*	4-1/2	3-1/2	144
00-222-0078	5-5/8	3-3/8	144
00-274-5494†	9	5-5/8	80

* End opening

† Pyroxylin-coated draft cover.

Gray or Olive-Drab drill-bound cloth covers.

	Lg/In.	W/In.	Pgs
00-243-9366*	3-1/2	6	144
00-222-3521	8	5-1/2	192
00-222-3525	10-1/2	8	192
00-286-8363	14	8-1/2	288
00-222-3524†	14	8-1/2	288

* End opening

† Indexed throughout

Red pressboard paper cover.

	Lg/In.	W/In.	Pgs
00-286-6950 _{NP}	8-3/8	6-3/4	100
00-286-6952 _{NP} *	11	8-1/2	100

* Coil-wire bound cover.

BOOK, RECORD

Cash ruled White paper. Numbered pages, index in front, side opening.

	Lg/In.	W/In.	Pgs
00-222-3527	14	8-1/2	288

Journal ruled White paper. Indexed throughout, with side opening.

	Lg/In.	W/In.	Pgs
00-286-6207	8	5-1/2	192

CARD, INDEX

Index paper or Chemical Wood Pulp cards.

Ruled 1 side.

	Size	Color
00-247-0310 _{NP}	3 x 5	Buff
00-247-0318 _{NP}	3 x 5	White
00-264-3723 _{NP}	4 x 6	White
00-247-0311 _{NP}	5 x 8	Buff
00-243-9437 _{NP}	5 x 8	White

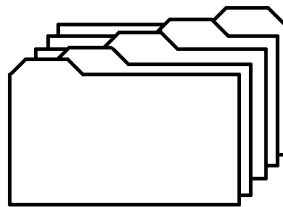
Unruled.

	Size	Color
00-238-4316 _{NP}	3 x 5	Blue
00-244-7456 _{NP}	3 x 5	Salmon
00-243-9436 _{NP}	5 x 8	White

CARD SET, GUIDE, FILE

Manila board file card sets. Buff colored, self-tabbed.

1/5 Cut, all positions in set.



	Size/In.	Tab
00-261-3804 _{NP}	3 x 5	Blank
00-249-5969 _{NP}	3 x 5	A thru Z
00-261-3819 _{NP}	5 x 8	Blank

CHART, RECORDING INSTRUMENT

Paper, White background.

Feet and Fathoms chart. Used with AN/UQN-1 or 4 sonar sounding set. Electro-sensitive paper,

ENVELOPE, MAILING

Gummed flap closure.

Brown-Plain

End opening

	Size/In.
00-286-6936 _{NP}	8-1/2 x 11-1/2
00-286-6963 _{NP}	12 x 16

Side opening

	Size/In.
00-010-7922 _{NP} *	2-1/2 x 4-1/4
00-242-1218 _{NP} †	10 x 15
00-926-9000 _{NP}	11 x 13

* Temperature and humidity resistant flap adhesive.

† Single wall fiber, cellulosic.

Brown-Printed

Side opening

Printed upper right-hand corner - "POSTAGE AND FEES PAID, DEPARTMENT OF THE NAVY". Upper left-hand corner - "DEPARTMENT OF THE NAVY, OFFICIAL BUSINESS". Temperature and humidity resistant flap adhesive.

	Size/In.
00-935-6554 _{NP}	4-1/8 x 9-1/2
00-935-6559 _{NP}	8-1/2 x 11-1/2
00-935-7083 _{NP}	10 x 15

Tan-Printed

Pre-printed legend: "OFFICIAL BUSINESS, PENALTY FOR PRIVATE USE, 300 DOLLARS, POSTAGE AND FEES PAID, INDICIA WITH EAGLE SYMBOL". Side opening with adhesive closure and assembly.

CLASS 7530

	Size/In.
00-767-5756 _{NP}	10 x 15
00-767-5758 _{NP}	12 x 16

White-Plain

Side opening

	Size/In.
00-198-5873 _{NP}	3-7/8 x 8-7/8
00-286-6970 _{NP} *	4-1/8 x 9-1/2

* Side or center seam.

White-Printed.

Side opening.

Pre-printed legend: "OFFICIAL BUSINESS. PENALTY FOR PRIVATE USE, 300 DOLLARS". Fee paid indicated with EAGLE symbol.

	Size/In.
00-767-5709 _{NP} *	4-1/8 x 9-1/2

* Side or center seam

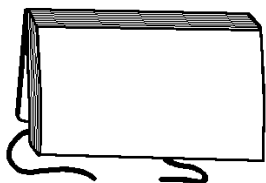
ENVELOPE, PHOTOGRAPHIC NEGATIVE

Kraft paper. End opening with finger cutout. Used for filing X-ray film. Printed legend reads: "Patient's Name, Grade, Date, Case or Service Number, Organization".

	Size/In.
00-612-4000 _{NP}	14-1/2 x 17-1/2

ENVELOPE, WALLET

Paper stock. Designed with flap and tie closure, unless noted. Red color.



	Size/In.	Thk/In.
00-281-5976	4 x 9-1/2	1-3/4
00-268-3993*	9-1/2 x 11-3/4	3-1/2
00-268-3994	9-1/2 x 14-3/4	2-5/8
00-221-1089 _{NP} †	9-1/2 x 14-7/8	—
00-281-4847	10 x 15	3-1/2

* Elastic Tie.

† Plain flap closure, non-expanding, buff.

FILM, COPYING, XEROGRAPHIC PROCESS

Clear transparencies, 8-1/2 by 11 inch sheets. Removable strips.


00-319-3770

Clear, positive reproduction type, 8-1/2 by 11 inch sheets. Transparent with Black image. Used with wet toner machines. 100 sheets per box.

01-073-0320

FOLDER, FILE

Follow-Up file folders with plain scored bottoms.



Inner type - Manila: 1/4 cut tab in first position, prong fastener on back left side, except as noted. Fits outer folder, expands 3/4 inch.

	Size
00-273-9845 _{NP}	9-3/16 x 11-3/4
00-273-9846 _{NP} *	9-3/16 x 11-3/4

* Without fastener.

Lightweight folders for drawer files. Manila, plain bottom, scored for 3/4 inch expansion. No fastener. Non-reinforced, square 1/3 cut tab.

	Size
00-291-0098 _{NP}	8-7/8 x 11-3/4
00-285-1732 _{NP}	8-7/8 x 14-3/4

1 inch prong lock fasteners, cloth gusset bottom, full cut, 100 in box.

	Size
00-043-1194	9-1/2 x 11-3/4

Medium weight folders for drawer files. Kraft bottom scored for 3/4 inch expansion, reinforced square 1/3 cut tab.

With 2-1/2 inch Prong Fastener.

	Size
00-889-3555 _{NP}	9-1/2 x 11-3/4

Without Fastener.

	Size
00-663-0031 _{NP}	9-1/2 x 11-3/4
00-985-7012 _{NP} *	9-1/2 x 14-3/4

* Shelf file, horizontal tab.

Heavyweight folders for drawer files. Kraft bottom scored for 3/4 inch expansion, square cut self-tabs, scored 1/3, unless noted.

With 1-5/8 inch Prong Fastener.

	Size
00-926-8978 _{NP}	8-7/8 x 11-3/4

Without Fastener.

	Size
00-281-5907 _{NP}	8-7/8 x 11-3/4
00-281-5939 _{NP} *	9-1/2 x 11-3/4
00-222-3443 _{NP}	9-1/2 x 11-3/4
00-222-3444 _{NP} †	9-1/2 x 14-3/4

* Tab not scored

† Tan paperboard

Extra Heavyweight pressboard folders for drawer files. Pressboard with cloth gusset for 1

inch expansion and straight cut self-tabs.

Gray color, with 2-1/2 inch Prong Fastener.

	Size
00-926-8981	8-7/8 x 11-3/4

Green color, without fastener, pressboard with 1/5 cut self tabs

Cloth gusset bottom.

	Size
00-286-7286	8-7/8 x 11-3/4
00-286-6926	8-7/8 x 14-3/4

Red color without fastener, unless noted.

	Size
00-985-7009	9-1/2 x 11-3/4
00-634-1785*	9-1/2 x 11-3/4

* Double fold expansion bottom

Heavyweight folders. Red with plain bottom and two 1-1/2 inch prong fasteners located on inside center of left and right sides and divider located in center.

	Size
00-707-8406 _{NP}	9-1/2 x 11-3/4

FOLDER, FILE, HANGING

Medium weight folders for hanging files. Plain bottom, scored for 2 inch expansion. 1/5 cut, plastic tab. 250 folders per box.

	Size	Color
01-357-6855*	9-3/8 x 11-3/4	Green
01-357-6854†	9-3/8 x 14-3/4	Green
01-364-9501	9-3/8 x 11-3/4	Yellow
01-364-9498	9-3/8 x 11-3/4	Green

* Hanger rods bonded to folders.
† 1/3 cut Plastic tabs.

INDEX SHEET SET, LOOSE-LEAF BINDER

Three ring binder indexes with Buff-color A to Z tabs. Reinforced Plastic tabs with rounded corners. 4.250 inches between punched holes.

	Size/In.
00-160-8477*	8-1/2 x 11

* 4-1/4 inch punched holes

Three ring binder indexes with Buff-color A to Z tabs. Reinforced Polyester tabs with rounded corners. 3-1/2 inch between punched holes.

	Size/In.
00-160-8476	6 x 9-1/2

JACKET, FILING, WALLET

Fiber Cellulose folder with 1-3/4 inch expansion. Gusset at least one-half height of folder. For use both in filing cabinets and in wallet envelopes for carrying papers.

00-285-2913	9-1/2 x 11-3/4
00-285-2917	9-1/2 x 11-3/4

LABEL

Blank paper labels, coated with pressure sensitive adhesive.

File folder labels, rectangular with rounded corners. Size 5/8 inch by 3-1/2 inches. 248 labels per strip.

00-577-4376_{NP} All White

Address labels, rectangular with rounded corners. White with colored identification stripe. 8 labels per sheet, 31 sheets per box.

Size/In.

00-982-0066_{NP} 1-1/8 x 3-1/2 All White

General Purpose

Strip form, with marginal pin feed holes. 500 strips per box. White, no color border.

Size/In.

00-082-2661_{NP} 15/16 x 3-1/2
00-082-2662_{NP} 1-7/16 x 4

Strip form, with slot feed holes. All White, no color border. Size in inches and quantity per roll shown below.

Size/In. Qty

00-223-6611_{NP} 1-1/8 x 3-3/4 500

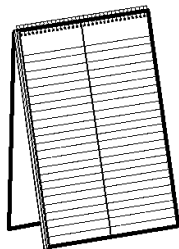
Paper, laminated in Plastic overall, rectangular, strip form. White, no color border. Destructible, tamper evident and accepts various inks and pencil. 2000 strips per box.

Size/In.

01-304-9751 1-1/2 x 4

NOTEBOOK, STENOGRAPHER'S

Stiff cover with spiral wire binding. Horizontal ruling and vertical centerline. 6 inches by 9 inches overall. 80 pages.



00-223-7939_{NP}

PAD, WRITING PAPER

Chemical wood, pulp type writing paper. 100 sheets per pad. 12 pads per package.

Ruled both sides

White

01-131-0091_{NP} 8-1/2 x 11
01-124-5660_{NP} 8-1/2 x 11

Yellow

01-124-7632_{NP} 8-1/2 x 14

Unruled - White

00-285-3090_{NP}* 3 x 5
00-239-8479_{NP} 5 x 8

* 24 pads per package.

Easel type pad with two 5/16 inch holes at top on 17-1/2 inch centers. Each sheet is perforated at top for easy removal.

00-619-8880_{NP}* 27 x 34
* 50 sheets per pad.

Unruled - Yellow

Adhesive backed paper that allows a sheet to be attached to almost any surface and can be removed without leaving a mark. 100 sheets per pad. Non Spec Item.

01-116-7866_{NP} 1-1/2 x 2
01-207-4353_{NP}* 2 x 3
01-207-4354_{NP}† 2 x 3
01-207-4356_{NP} 2 x 3
01-116-7867_{NP} 3 x 3
01-116-7865_{NP} 3 x 5
01-273-3755_{NP} 4 x 6
* Pink
† Blue

PAPER, BOND

White bond paper for general typewriting use. 500 sheets per package. 16 pounds - 25% Rag or Cotton paper.

Size/In.

00-290-0599_{NP} 8-1/2 x 11

20 pounds - 25% Cotton or chemical paper.

Size/In.

00-290-0617_{NP} 8-1/2 x 11

PAPER, CARBON, TYPEWRITER

Black Carbon paper, medium finish, coated on one side, 8-1/2 inches by 11-1/2 inches. Intended for making a certain number of typed copies in typewriters. Number of per sheet size rating shown below. 100 sheets per package.

00-244-4035_{NP} 12 copies rating

PAPER, CARBONLESS IMAGING

White, Carbonless transfer paper coated on 2 sides, 16-17 pound weight. Suitable for letterpress and offset production of multiforms requiring semi-permanence.

Size/In.

00-145-0174_{NP} 8-1/2 x 11

PAPER, COPYING, THERMOGRAPHIC PROCESS

One side sensitized. 15 pound weight, unless shown. 500 sheets per package.

White.

Size/In.

01-150-3183_{NP}* 8-1/2 x 11
01-067-3144_{NP}† 8-3/4 x 100 ft roll
* Fan folded with vertical perforations, Blue image; used on HP-9876A thermal printer.
† Low paper warning.

PAPER, COPYING, XEROGRAPHIC PROCESS

Dual purpose White paper, 20 pound weight, Can be used in high speed dry toner copiers and on offset duplicating equipment.

Size/In.

01-033-8891_{NP}* 8-1/2 x 11
01-085-5225_{NP} 11 x 17
* 3 hole drill on the 11 inch side.

Single purpose paper, 20 pound weight, 8-1/2 inches by 11 inches. Color shown below.

01-146-3361_{NP} Blue
01-147-6812_{NP} Green
01-335-2623_{NP} White
01-147-6811_{NP} Yellow
01-150-0334_{NP} Pink

PAPER, DUPLICATING, COPY

Liquid process duplicating paper, 20 pound weight, capable of reproducing not less than 400 legible copies from the same master copy.

8-1/2 by 11

00-240-4768_{NP} White

8-1/2 by 14

00-224-6754_{NP} White

11 by 17

00-239-9747_{NP} White

PAPER, ELECTROGRAPHIC

01-065-2409_{NP} White 11 in. x 500 ft roll

PAPER, GRAPH

For both office and field use.

Drawing type. Unless noted, line ruled 100 equal sections per square inch, each 10th line heavy.

Chemical Wood - 16 pound weight.

00-431-2780_{NP}* 11 x 16-1/2 White W/Green lines 100 sheets per pad
* 5 punched holes on left margin.

50% RAG - 24 pound weight. 10th line heavy. 100 sheets per pad.

00-286-6919_{NP}* 22 in. x 150 ft roll. White W/Green lines
00-286-6915_{NP}† 8-1/2 x 11 White W/Green lines

* Roll form

CLASS 7530

† 2 or 3 punched holes on long side

PAPER, LOOSE-LEAF, RULED

White, 16 pound Chemical Pulp fillers. Ruled both sides. For 3 ring binders, unless noted. 100 sheets per package.

For side opening binders.

	Size
00-286-4339 _{NP}	8-1/2 x 11

PAPER, MIMEOGRAPH

White or colored paper, 500 sheets, 20 pound weight. For printed matter such as: circular letters, notices, and office forms. May also be used for text, and for line illustrations where semipermanence is required.

MIMEOGRAPH BOND

00-286-6178 _{NP}	8-1/2 x 11	White
---------------------------	------------	-------

PAPER, RECORDING, FACSIMILE

A thin, flexible, sensitized material in roll form. Designed to receive images such as news pictures, weather maps and the like, transmitted electronically from a distance by facsimile process. Gray or White color. General purpose use unless noted.

Electrosensitive paper for Military Line Printers and Teleprinters. Zinc Oxide pigment coated on one side. 300 folds per package.

01-092-1099 _{NP}	8-3/8 in. W x 8 in. lg
---------------------------	------------------------

For sharp model FO 2531 facsimile. 6 rolls per carton.

01-226-8156	8-1/2 in. W x 262 ft roll
-------------	---------------------------

PAPER, TABULATING MACHINE, CONTINUOUS FLAT FOLD

White, 100% Bleached Chemical Wood Pulp. Multi-copy interleaved with 1/2 inch shorter Carbon paper on un-perforated vertical side. For use on electric accounting machines equipped with IBM pin feed platens or overhead tractor-type feeding devices.

Single copy

	Size/In.	Qty
00-868-8495 _{NP} *	3-1/2 x 9-7/8	2500
01-106-4725 _{NP} †	9-3/8 x 11	3000
00-800-0996 _{NP} ‡	9-1/2 x 11	2500
01-200-9272 _{NP} ‡	9-1/2 x 11	2500
00-145-0414 _{NP}	11 x 14-7/8	2500

* Non Spec Item

† Self-imaging, Carbonless.

‡ Both margins perforated 1/2 inch.

Multi-copy

Carbon interleaved, crimped left and right margins.

	Size/In.	Sets	Qty
00-145-0415 _{NP}	11 x 14-7/8	2	1500
00-145-0416 _{NP}	11 x 14-7/8	3	950
00-145-0417 _{NP}	11 x 14-7/8	4	700

Chemical, Carbonless, self-imaging, crimped left and right margins.

	Size/In.	Sets	Qty
00-185-6751 _{NP}	11 x 14-7/8	2	1500
00-144-9600 _{NP} *	9-1/2 x 11	2	1500
00-144-9601 _{NP} *	9-1/2 x 11	3	950
00-185-6752 _{NP}	11 x 14-7/8	3	950
00-144-9602 _{NP} *	9-1/2 x 11	4	700
00-185-6754 _{NP} †	11 x 14-7/8	4	700
00-144-9604 _{NP} *	9-1/2 x 11	5	550

* Both margins perforated 1/2 inch.

† Chemical transfer, Carbonless.

PAPER, TELETYPEWRITER, CONTINUOUS FLAT FOLD


Sprocket or friction feed multiple copy 8-1/2 by 11 inches. Vertically perforated folds. Perforated 1/2 inch from left side. Quantity per package shown.

Single copy, White. Perforated every 11 inches.

00-823-8040 _{NP}	4000
---------------------------	------

PAPER, TELETYPEWRITER, ROLL

Friction feed, single or multiple copy paper in roll form. 8 to 8-1/2 inches wide, 5 inches maximum outside diameter. Colors of multiple copy shown. (i.e., 1st page, 2nd page, etc.)



100% Bleached Chemical Wood.

Single copy, White.

00-142-9037 _{NP}

Two copy, all White, Carbonless, self-imaging.

00-019-6674 _{NP}
00-935-4183 _{NP} *

* Surface coated, auto-copy.

Processed Wood Fibers.

Single copy, Yellow.

00-223-7966 _{NP}

PAPER, THERMAL

Used on TI-5050, 5015, 5040, 5040 II, and 5135 machines. 3 rolls per package.

01-070-9672 _{NP}	2-1/4 in. x 85 ft roll
---------------------------	------------------------

PAPER, THERMAL, FANFOLD

Black print, image temperature 85-105 degrees Celsius, 8-1/2 inches by 10-1/2 inches.

01-235-2612 _{NP}

PAPER, TRACING

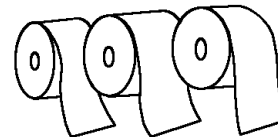
White rag, 16 pound weight, transparent, slightly grained.

00-236-9305 _{NP}	21 in. x 60 ft roll
00-285-2922 _{NP} *	36 in. x 150 ft roll

* opaque

TAPE, PAPER, COMPUTING MACHINE

Black print, 8-1/2 inches wide by 11 inches long, fan folded. Used on Hewlett Packard 9876A and 11479A thermal printers.



01-111-5693 _{NP}

White 16 pound tape for use in various computing machines. 60% ground wood. Red warning stripe near end of 225 foot roll. Roll width in inches.

00-222-3455 _{NP}	2-1/4
---------------------------	-------

General purpose. White, Non Spec Item.

01-061-6438 _{NP} *	2-1/4 in. x 160 ft roll
-----------------------------	-------------------------

* packaged 3 rolls per pack.

TAPE, TELETYPEWRITER, PERFORATOR

100% Bleached Chemical Wood. Unpunched oil paper tape in roll form. 1.9 to 2.1 inches maximum inside diameter of core, 8 inch outside diameter of roll, unless noted. With warning signal of contrasting color, marking end of roll. Roll width shown in inches.

00-285-2377 _{NP}	11/16 Buff
---------------------------	------------

GROUP 79 CLEANING EQUIPMENT AND SUPPLIES

CLASS 7910 FLOOR POLISHERS AND VACUUM CLEANING EQUIPMENT

NOTE: As non-plastic alternatives to plastic items currently in use are identified, information will be provided through shopping advisory messages and the Afloat Shopping Guide. To help you shop more "wisely", items recommended for shipboard use will be annotated with "NP" by the National Item Identification Number.

BAG, VACUUM CLEANER

DISPOSABLE

Fits Models-654M, 655M, 660M, 661M, 1505, 1510, 1515, D6540, D6550, W6511, W6513, W6600, W6610, 16D16PD, 16D16D, 16W2612PD, and 5PERPG. 5 per package.

01-083-5952

BRUSH, SCRUBBER

Made of a polypropylene material. 50 inches long, 29 pounds. Fits Model 550 scrubber.

01-128-4840

CLEANER, VACUUM, ELECTRIC

PORTABLE VACUUM CLEANER. INDUSTRIAL HAND MODEL. 115Volt AC, 60 Hz, or DC capable. Exposed filter. Dry pickup vacuum blower-cleaners. For cleaning and drying electrical/electronic equipment. Supplied with technical manuals.

MED VELOCITY TYPE. 650 watts input. Includes: 1 handle extension, 1 floor handle, 1 bare floor tool, 1 carpet tool, 1 radiator and crevice tool, and 1 round brush. Equipped with strap for back-pack portability.

00-720-5535

LOW VELOCITY TYPE. 350 watts input. For shore use. Includes: 2 dustproof bags, 2 wall brushes, 1 hose connection, 1 hose assembly, 1 flat nozzle, 1 metal nozzle, 1 spray attachment, and 1 shoulder strap.

00-267-1206

FLOOR MODELS WITH VERTICAL TANKS. COMMERCIAL/INDUSTRIAL APPLICATIONS.

WET OR DRY PICKUP

Enclosed filter. 120 Volt AC, 400 Hz, single phase, 1000 watts input. Without revolving brush. With blower outlet and water lift feature; auto cut-off switch for wet pick-up. 30 pounds weight, 14 inch diameter by 23 inches high. Furnished with: 1 floor brush, 1 round brush, 1

switchboard brush, 1 hose assembly, 1 crevice nozzle, 1 tapered nozzle, and 1 straight tube.

00-530-6260

Enclosed filter. 10 gallon tank capacity. 120 Volt AC, 60 Hz, single phase. Revolving brush not provided. Blower outlet included with this model. Furnished with: 1 floor handle, 2 hose, 1 hose swivel joint, 1 bare floor tool, 1 carpet tool, and 1 radiator and crevice tool.


00-550-9111

Enclosed filter. 5 gallon tank capacity. 120 Volt AC, 60 Hz, single phase. Revolving brush not provided. Attachments include: 1 hose and tool connector, 1 floor handle, 1 hose assembly with swivel joint, 1 bare floor tool, 1 carpet tool, and 1 radiator and crevice tool.

00-550-9120

DRY PICKUP ONLY.

CORROSION RESISTANT TANK and blower outlet. 120 Volt AC, 60 Hz, single phase. Revolving brush not provided. Attachments include: 1 floor handle, 1 hose, 1 bare floor tool, 1 carpet tool, and 1 radiator and crevice tool. Enclosed Filter. 10 gallon capacity. 7/8 to 1-1/2 HP. Includes 1 hose swivel joint.



00-720-5541

CANISTER TYPE with enclosed filter. Cabin wardroom compatible. Dry pick-up. 115 Volt AC, 60 Hz, single phase. Without blower outlet or revolving brush. Attachments include: 1 bare floor tool, 1 carpet tool, or 1 combination bare floor/carpet tool, 1 radiator and crevice tool, 1

upholstery tool, 4 foot wand, and 6 foot hose. 400 to 850 watts.

00-550-9123

UPRIGHT TYPE with exposed filter. Dry pick up. 120 Volt AC, 60 Hz, single phase. Revolving brush provided. Blower outlet not provided. Furnished with: 1 hand brush, 1 hose assembly, 1 each crevice and upholstery tools, 1 tube extension.

00-550-9124 Household
00-720-5536 Small Commercial

ENCLOSED AND EXPOSED FILTERS. Dry pick-up. 115 Volt AC, 60 Hz, single phase or DC capable. 1 horsepower. With blower outlet. Revolving brush not provided. Attachments include: 2 dust bags, 1 metal box, 1 brush (12 inches wide), 2 brushes (6 inches wide), 1 metal connector, 1 extension piece, 1 hose (10 feet long), 1 hose (25 feet long), 1 blowing nozzle, 1 floor nozzle, 1 metal nozzle, and 2 round 45 degree bend nozzles with 3 inch diameter brushes. Spare parts include: 1 set of motor bearings complete with seal, 3 sets of motor brushes complete with springs and caps, 1 quick-break switch, and 2 technical manuals.

00-267-1207

ASBESTOS REMOVAL. Enclosed triple filtration system which removes 99.95% of polydisperse dioctyl phthalate. 110 Volt AC, 60 Hz, single phase. 1 horsepower. Revolving brush not included. Furnished with 1 each: wand, hose, flat surface nozzle, and crevice tool. Intended for use aboard Navy ships for asbestos fiber and dust removal. Waste capacity and maximum weight of machine, with attachments, when full is indicated.

01-084-8854 5.0 gal. 60 Lbs

CLEANER, VACUUM, PNEUMATIC

PORTABLE HAND MODEL, PNEUMATIC VACUUM CLEANER. Wet and dry pickup. Exposed filter type. Operates on 60 PSI minimum air pressure. Attachments include: 1 round brush, 1 crevice tool, and 1 extension tube.

00-807-3704

CLASS 7910


VERTICAL TANK. Operates on 30 PSI minimum air pressure. Air consumption rate 25 CFM at 30 PSI. Wheel mounted.

00-632-9840

PAD, FLOOR POLISHING MACHINE

FLOOR MAINTENANCE PADS USED WITH ROTARY TYPE FLOOR POLISHING MACHINES. Reversible, for use on both sides with equal performance. Washable for reuse. All scrubbing and stripping pads impregnated with a scouring agent and each pad marked for specific use. For use in cleaning and polishing all floors, including wood and concrete.

THICK NYLON PADS. Nylon webbing. .687 inch minimum thickness.



Buffing (Fine)

	Dia/In.
00-820-7991	14
00-820-9925	18
00-820-9924	19
00-820-9898	20
00-820-7997	21

Stripping (Coarse)

	Dia/In.
00-820-9918	14

THIN NYLON PADS. Nylon webbing. 1/4 inch minimum thickness.

Buffing (Fine)

	Dia/In.
00-685-3908	14
00-685-3909	16
00-685-3910	18

Scrubbing (Medium)

	Dia/In.
00-685-3912	14

Stripping (Coarse)

	Dia/In.
00-685-4239	12
00-685-4242	14
00-685-4243	15

HOG BRISTLE PAD. Curled animal hair. 1 inch minimum thickness.

Stripping (Coarse)

	Dia/In.
00-985-6869	14

POLISHER, FLOOR, ELECTRIC

COMMERCIAL TYPE, ELECTRIC FLOOR POLISHERS. Weight concentrated entirely on brush during operation. For use in wet or dry scrubbing, polishing, buffing, and rug shampooing. Furnished with: 3 polishing brushes, 2 scrubbing brushes, 50 foot cable, and manufacturers operating and servicing instructions. 120 Volt AC, 60 Hz, single phase. Brush diameter, horsepower, and weight of machine, including 1 brush, as indicated.

Regular Duty




	Dia/In.	HP	Wt/Lbs
00-224-7985	10.5	1/4	40
00-680-8296	14.5	1/2	60
00-680-8297	17.5	3/4	75

CLASS 7920 BROOMS, BRUSHES, MOPS, AND SPONGES

NOTE: As non-plastic alternatives to plastic items currently in use are identified, information will be provided through shopping advisory messages and the Afloat Shopping Guide. To help you shop more "wisely", items recommended for shipboard use will be annotated with "NP" by the National Item Identification Number.

APPLICATOR, WAX

WAX APPLICATOR WITH LAMB'S WOOL PAD. Complete with replaceable pad, wood-block holder, and a 54 inch long wood handle. For replacement pad, see: 7920-00-633-9274_{NP}.



	Lg./In.	W./In.
00-633-8774	12	2.500

BLADE, SQUEEGEE

BEADED EDGE for frame insertion included.

	Lg./In.	Thk./In.
01-122-1205*	64	.250
* Without beaded edge.		

BROOM, PUSH

FLOOR SWEEPING BROOMS WITHOUT HANDLE. Reversible type. Two 3/4-5 ACME threaded holes in brush block. For handles see: 7920-00-263-0328_{NP}.

Hair or Plastic Polyester. For smooth floors.

	Block Lg./In.
00-243-3407	18
00-292-2363	30

50% horsehair and 50% Tampico fiber. For concrete and other rough surface floors.

	Block Lg./In.
00-292-2365	14
00-292-2367	18
00-264-4638	30

Polypropylene push broom without handle. 2.5 inches wide by 18 inches long. Brush exposed length 3 inches.

00-965-4886

Rattan fiber push broom without handle. Wood block designed with two holes that accommodates a circular tapered end wood handle. For handle see: 7920-00-141-5452_{NP}. Brush exposed length 6.75 inches.



	Block Lg./In.
00-267-2967 _{NP}	16

BROOM, UPRIGHT

CORN FIBER BROOMS WITH WOOD HANDLES.

	W./In.
00-292-4371	6 to 8
00-292-4375	11 to 12.5
00-291-8305	12 to 14

BASS FIBER BROOMS WITH WOOD HANDLES. Hearth type, 11 to 12.5 inch broom width. Handle length 40 inches.

00-292-2368

BROOM, WHISK

CORN FIBER BROOM. Wire-tied handle with ring.



	Size/In.
00-240-6350	10

BRUSH

Hand tied, Stainless Steel fill, with laminated handle.

00-900-3577_{NP}

BRUSH, ACID SWABBING

FOR SWABBING SOLDER, SEAM-SEALING, AND APPLYING OIL TO METAL MARKINGS.

Flat hog bristle or horsehair secured in a metal handle. .375 inch width by 5.750 inches long, brush portion.

00-514-2417_{NP}

BRUSH, BOTTLE AND BURETTE

STIFF HOG BRISTLES secured in twisted wire with end loop. Trimmed tuft extends beyond end of brush to clean bottom of bottles.



	Dia./In.	Brush Lg./In.	O/A Lg./In.
00-285-9100 _{NP}	1	4	16
00-292-4368 _{NP}	2	4.5	16

BRUSH, BRISTLE

NYLON BRISTLES. Spiral wound on .125 inch diameter wire. Brush diameter .562 inch. Brush length 2.625 inch. 9.250 inch overall length. Cadmium Plated Steel wire handle with loop.

00-018-7052

BRUSH, CHASSIS AND RUNNING GEAR

PALMETTO OR POLYPROPYLENE BRISTLES set in a hardwood block. 19.500 inches overall length.



00-255-7536

BRUSH, CLEANING, AIRCRAFT

NYLON AND TAMPICO FIBER. Round 5.375 inch diameter. For aircraft exteriors. 6 foot long hardwood handle included.

00-051-4384

BRUSH, CLEANING, TOOL AND PARTS

TAMPICO FIBER. Round brush. Has a pointed tip for cleaning small areas.

	Dia./In.	Lg./In.
00-205-2401	1.062	2.875

CLASS 7920

BRUSH, DUSTING, BENCH

BAKERY-BENCH AND COUNTER DUSTING BRUSHES. Horsehair bristles set in a hardwood block.

Bakery-Bench Brush. Round, Plastic handle. 3.250 inch hair length, 8 inch brush length. Brush block beveled upward, at front end, to insure that hair extends at least one inch beyond block.



00-240-6358

Counter Brush (General Use). Round handle. 2.500 inch hair length, 9 inch brush length.



00-178-8315

BRUSH, DUSTING, DRAFTSMAN'S

HORSEHAIR, set in a single row of tufts in brush block. 2.250 inch hair length, 8 inch brush length. Offset handle.



00-291-5812

BRUSH, DUSTING, LENS AND PHOTOGRAPHIC NEGATIVE

PHOTOGRAPHER'S BRUSH. Camel hair, 1 to 1.500 inch long bristle.

	Dia./In.	O/A Lg./In.
00-205-0565	1	6

BRUSH, DUSTING, RADIATOR


HORSEHAIR, set in a single row of tufts in a hardwood block. 24 inch overall length.



00-233-3737

BRUSH, FILE CLEANER

STEEL WIRE file card on one side of block, stiff bristled brush on other side of block, and a spring-held detachable iron scorer in handle. 9 inches overall length. For use in loosening, removing, and cleaning filings and chips from file teeth.



00-224-7987

BRUSH, GAGE

COFFEE URN GAGE CLEANING BRUSH. White nylon bristles secured in twisted wire with end loop. .625 inch diameter by 4.875 inch length, brush portion, 24 inch overall length.



00-059-2776

BRUSH, PIPET

HOG BRISTLES secured in twisted wire with end loop. Brush portion tapers from .250 inches to .750 inches. 7.5 inches long; 17 inches long, overall.



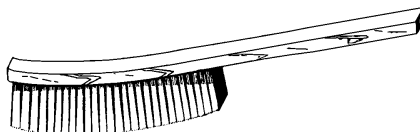
00-240-6359_{NP}

BRUSH, PLATER'S, HAND

CRES wire bristles. Bent wood handle. Overall length, 13 inches; 5.5 inch bristle length; 1 inch bristle trim.

00-525-0096_{NP}

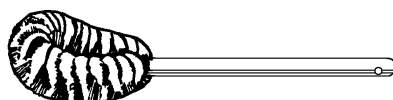
PLATER'S HANDBRUSH. Four rows of bristles set in wood or plastic, curved or straight block. 13 inch overall length. For use in preparing surfaces for cleaning. Bristle type listed below.



- 00-267-1213 Brass
- 00-267-1215 Carbon Steel
- 00-244-7431 Synthetic Fiber

BRUSH, SANITARY

WOOD HANDLE. Curved brush head. Bristles secured in twisted wire. 14 inch long handle. For use with toilet bowls and bedpans.




- 00-772-5800 Nylon
- 00-267-2967_{NP} Polypropylene

Straight brush head, spiral wound. 17 inch long handle.

- 00-234-9317_{NP} Tampico
- 00-874-2848_{NP}* Palmyra
- * Non Spec Item. 33.125 inch handle.


BRUSH, SCRUB

DECK SCRUBBING BRUSH. Palmyra fiber set in a squared end hardwood block. Reversible. Two tapered holes in block for handle which is not furnished. For handle see: 7920-00-141-5452.



	Lg./In.	W./In.
00-240-7171	9.750	2.750

FLOOR SCRUBBING BRUSH. Palmetto fiber set in a combination wood-block-handle.



	Lg./In.	W./In.
00-240-7174 _{NP}	7.938	2.750

GALLEY SCRUBBING BRUSHES. White nylon bristles set in a plastic block.

POT AND PAN BRUSH. Curved end, combination block-handle. Ideal for scrubbing pots and pans.



	Lg./In.	W./In.
00-061-0037*	6.375	2.5

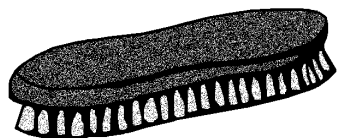
* Non Spec Item

GENERAL UTILITY BRUSH. 5 inch long handle.



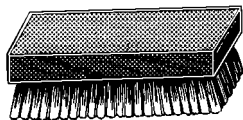
	Lg./In.	W./In.
00-061-0038	8.500	3

HOUSEHOLD SCRUBBING BRUSH. White Tampico fiber, set in a combination wood block-handle with pointed ends.



	Lg./In.	W./In.
00-282-2470	10.750	2.750

HANDS AND NAILS SCRUBBING BRUSH. Nylon bristles, set in combination plastic block-handle with square ends.



	Lg./In.	W./In.
00-619-9162	4.5	1.750

PALMETTO TRIANGULAR. 1.5 inch brush. 5.625 length by 2.750 width.

00-068-7903

BRUSH, TEST TUBE

STIFF HOG BRISTLES SECURED IN TWISTED WIRE WITH END LOOP. Dimensions in inches shown below. Multi-fan tip end.

	Dia	Brush Lg	O/A Lg
00-282-7783 _{NP}	.5	2.5	10
00-282-7784 _{NP}	.750	3	10

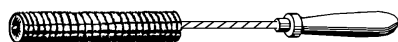
Tufted Tip End. 3.5 inches long brush portion; 9 inch overall length.



00-409-5500_{NP} .5 in. dia. brush part

BRUSH, VALVE-CLEANING, STEAM KETTLE DRAIN

WHITE NYLON BRISTLES secured in twisted wire stem. Wood handle attached. 1.375 inch diameter by a 7 inch long brush portion.



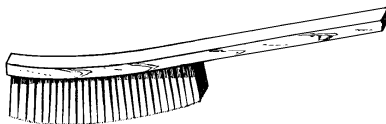
00-959-5248

BRUSH, WIRE, SCRATCH

WIRE BRISTLES set in a Plastic or wood block-handle. For use in cleaning metal, masonry, wood, and other materials of rust, scales, paint, and other coatings. Corrosion Resisting Steel brush should be used to clean Aluminum, Corrosion Resisting Steel, and Monel. Copper-Beryllium brush is non-sparking and should be used wherever flammable gases,

explosives, and other hazardous conditions exist.

CURVED HANDLE-ROCKER RECTANGULAR FACE



Carbon Steel Wire Brush

	Lg./In.
00-291-5815 _{NP}	14.250

Stainless Steel Wire Brush

	Lg./In.
00-900-3577 _{NP}	7.750

Brass Wire Brush


	Lg./In.
01-127-4376*	7.750

* Non Spec Item.

Copper-Beryllium Wire Brush (Non-sparking)

	Lg./In.
00-255-5135 _{NP}	14

SHOE BLOCK-HANDLE. 10.5 inch overall length.



Carbon Steel Wire Brush

00-282-9246

Corrosion Resisting Steel Brush

00-269-1259

BLOCK HANDLE-STRAIGHT RECTANGULAR FACE

Steel Wire Brush

	Lg./In.	W./In.
00-262-8602	4.500	1.688

CURVED HANDLE-STRAIGHT RECTANGULAR FACE.

Steel Wire Brush

	O/A Lg./In.
01-195-5355	7.875

BRUSH, WIRE, TUBE

WIRE BRISTLES, single spiral. Brush: .125 inch diameter by .750 inch length, with handle. 6 inch overall length.

00-018-7091

STAINLESS STEEL WIRE BRISTLES. Single spiral with handle. Dimensions in inches shown below.

	Dia	Brush Lg	O/A Lg
00-900-3586	.250	1.5	6
00-900-3587	1	2	12


DISHWASHER SPRAY TUBE BRUSH. Copper Alloy wire bristles secured in Cadmium Plated twisted wire. With end loop. Dimensions shown in inches below.



	Dia./In.	Brush Lg./In.	O/A Lg
00-276-9507 _{NP}	.750	6	21

BUCKET, MOP

STEEL. Oval shaped tapered body with four swivel casters.



	Cap/Qts
00-926-5243	16
00-926-5244	26
00-926-5245	35

CLOTH, CHAMOIS, ARTIFICIAL LEATHER

POLYESTER/COTTON woven material coated on both sides. Used for polishing and cleaning. Yellow color.

01-215-6569 528 Sq. In.

CLOTH, CLEANING

White Polyester/Nylon low lint cloths for general use.

NOTE: These cloths should not be used on Plastic surfaces nor with any solvent which has a flash point below 37.8 degrees Celsius (100 degrees Fahrenheit).

00-044-9281 13 in. by 18 in.
00-165-7195* 15 in. by 15 in.

* For clean room use. White. Purified, crimped, and lint free. 207 Square inch minimum overall. Less than 12 inches in length.

01-004-7847

CLASS 7920

Light-duty, White untreated cloth. 100 count. For wiping up grease and liquid spills. 150 square inches minimum.

00-401-8034

Light duty absorbent. For wiping up grease and liquid spills. Size: 150 square inches, minimum.

00-292-9204

Alcohol saturated, Plastic cloth for cleaning magnetic discs. 80 per box.

	W/In.	Lg/In.
01-036-4464	3	4

CLOTH, POLISHING

COTTON WOVEN CLOTH

White, absorption type, pinked edge.

	W/In.	Lg/In.
00-403-8897 _{NP}	4	6

HANDLE, ACME THREADED END

Floor-Sweeping Wood Brush Handle. See: BROOM, PUSH.

	Lg/In.
00-263-0328 _{NP}	60

Paint Roller Extension Handle, NSN's: 8020-00-753-4914 and 8020-00-753-4915.

	Lg/In.
00-682-6512 _{NP}	48

HANDLE, CIRCULAR TAPERED END

CIRCULAR TAPERED-END WOOD HANDLES. Rattan Fiber Push Broom and Squeegee Handle. 3 inch taper, 54 inches long. For squeegee see: 7920-00-224-8339.

	Dia/In.
00-141-5452 _{NP}	1.125
00-177-5106 _{NP}	.937

HANDLE, EXTENSION, TELESCOPIC HANDLE

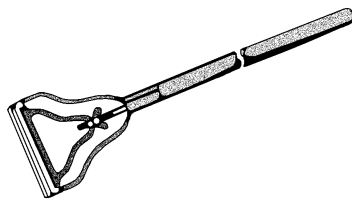
Aluminum, 2 piece insulated handle. Used for high areas. Adaptable for duster head, squeegee, swivel. 5 to 10 feet.

00-926-5146

HANDLE, MOP

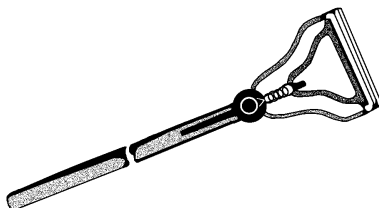
WOODEN MOP HANDLES WITH METAL HEADS. For use with wet-cleaning mop-heads. See: MOP-HEAD, WET.

Screw Clamp Head



00-267-1218_{NP} 60
00-205-1168_{NP} 54

Spring Lever Head. Vinyl covered handle.



00-205-1170_{NP} 60

KIT, AIRCRAFT CLEANING

Consists of: 1 applicator head, 2 rectangular shaped scouring pads (12 inches long by 6 inches wide by .375 inches thick), and 2 rectangular shaped scouring pads (12 inches long by 6 inches wide by 1 inch thick). For replacement pad see: 7920-00-151-6120.

00-490-6046

MOP, DUSTING

Dry treatment type mounted on an elliptical frame. Number 16 size. With handle. 53 inch mop-head width.

00-205-0481

MOP, WET

COTTON YARN DECK SWAB with fixed handle. 60 inches long by 1.0 inches in diameter. Approximately 17 inches long swab. Secured to handle with Number 60, 3 ply wrapping twine.

00-224-8726_{NP}

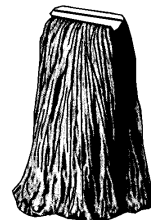
MOP-HEAD, SPONGE

	Lg/In.	W/In.	Thk/In.
00-728-1167*	9	2.250	1.5

* Squeeze type mechanism.

MOP-HEAD, WET

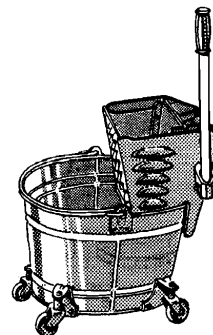
NARROW BAND MOP-HEADS. 8-ply Cotton yarn. For handles see: 7920-00-267-1218 and 7920-00-205-1170_{NP}.



	Yarns	Lg/In.
00-141-5549	88	26
00-171-1148	88	32.5
00-205-0425	225	36
00-141-5547	88	39

MOPPING OUTFIT, FLOOR

COMBINATION BUCKET AND WRINGER FLOOR MOPPING OUTFITS.



16 quart bucket, horizontal squeeze wringer. Light duty. Without casters.

00-893-5869

26 Quart bucket, gear, and rack wringer. Heavy-duty.

00-263-8528

35 quart bucket, gear, and rack wringer. Heavy-duty.

00-893-5903

PAD, METAL POLISH IMPREGNATED

CELLULOSE OR COTTON PADS. For polishing heavily oxidized, Aluminum surfaces.

00-823-9817_{NP} 5 Oz. can
00-823-9818_{NP}* 2 Lb. can
* Cotton

PAD, SCOURING

ABRASIVE SCOURING PADS. For cleaning purposes. Not soap impregnated. Nylon with Aluminum Oxide. Light duty. For use in cleaning galley utensils.

	Lg/In.	W/In.	Thk/In.
00-753-5242	9.500	6	.250

CLASS 7920

Plastic sponge with abrasive back. For general cleaning, washing walls, woodwork, and preparation of surfaces before painting.

	Lg./In.	W./In.	Thk./In.
00-753-5150	5	3.5	1.5
00-655-5290	4.5	3	.5

ABRASIVE, coated cloth pad. Rectangular. Maroon color.

	Lg./In.	W./In.	Thk./In.
00-045-2940	9	6	.375

NONABRASIVE POLYESTER FIBER PAD. For use with aircraft solutions and solvents to clean aircraft surfaces. Also used as a replacement pad for aircraft cleaning kit, see: 7920-00-490-6046.

	Lg./In.	W./In.	Thk./In.
00-151-6120	12	6	3/8
00-171-1534	12	6	1

PAD, WAX APPLICATOR

LAMB'S WOOL PAD used with wax applicator.

00-633-9274_{NP}

RAG, WIPING

COTTON FABRIC, 50 pound. bales. Color shown below.

General Use

00-205-1711	Mixed
00-205-3570	White
00-148-9666*	Mixed
* Unbleached	

SCOURING BRICK

PUMICE SCOURING BRICK. For use in scouring and cleaning grills and griddles. Furnished without holder. For holder see: 7920-00-058-2242.

	Lg./In.	W./In.	Thk./In.
00-291-1237 _{NP}	7	3.5	3.5

SPONGE

DURABLE, ABSORBENT, CELLULOSE SPONGES. Natural color. The coarse texture sponges are for general cleaning when using commercial detergents, soaps and cleaning agents, except: 7920-00-161-6219_{NP}, which is cylindrical shaped for use in a sponge cup. Fine texture sponges are for photographic use.

NOTE: Compressed sponges should only be ordered by activities with severe space storage problems.



COARSE TEXTURE

	W./In.	Thk./In.
00-161-6219 _{NP} *	2.125	1.735
* Compressed		

	Lg./In.	W./In.	Thk./In.
00-240-2559 _{NP} *	5.750	3.625	1.750
00-884-1116 _{NP} †	5.750	3.625	1.750
* Compressed			
† Un-compressed			

	Lg./In.	W./In.	Thk./In.
00-884-1115 _{NP} *	6.250	4.250	2.125
* Un-compressed			

FINE TEXTURE May be used for photographic purposes.

	Lg./In.	W./In.	Thk./In.
00-240-2555 _{NP} *	5.750	3.625	1.750
* Compressed			

	Lg./In.	W./In.	Thk./In.
00-633-9906 _{NP} *	6.500	4.438	2.250
* Un-compressed			

PLASTIC SPONGE

	Lg./In.	W./In.	Thk./In.
00-782-3778	8	7	.219
01-088-4326*			.125
* SPCC HX Quality control item			

METAL SCOURING SPONGES. For use in galleys and elsewhere, in cleaning and scouring pots, pans, cooking utensils, sinks, tables, and other general uses. 4.500 inch diameter by 2.125 inch thickness.

Copper-Nickel-Zinc Alloy

	Dia./In.	Thk./In.
00-926-5178 _{NP}	4.500	2.125

CORROSION RESISTING STEEL


	Dia./In.	Thk./In.
00-926-5176 _{NP}	4.500	2.125

SQUEEGEE

RUBBER BLADED WITHOUT HANDLES.

FLOOR CLEANING

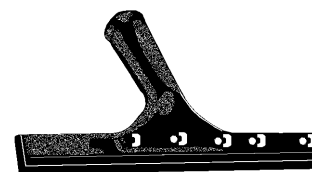
Wood Blade Holder. For handle see: 7920-00-141-5452_{NP}.



	Blade/In.
00-224-8339	12
00-965-4873	18
00-530-5740	24

WINDOW CLEANING

Brass Frame Blade Holder. For handle see: 7920-00-177-5106.



	Blade/In.	Blade
00-577-4747	10	Single
00-577-4748	12	Single
00-577-4744	10	Double
00-577-4745	12.	Double

TOWEL, MACHINERY WIPING

Cotton towels, for cleaning or wiping machinery and other mechanical components.

9 inch square, twill weave, Cotton Jean towel. Bleached and lint free. 300 per package.

00-634-2408

18 inches long by 16.5 inches wide. Plain weave Cotton towel. Bleached or unbleached. Marked, "PROPERTY OF UNITED STATES GOVERNMENT".

00-260-1279_{NP}

Heavy duty oil and solvent wiper. 17 by 12 inches.

01-177-3633

PAPER TOWELS, REINFORCED WITH RAYON FIBERS.

	Size/In.	Qty
00-532-8543	14 by 12	400
00-519-1912	12 by 28	200

TOWEL, PAPER

SANITARY CELLULOSE WIPING TOWEL. Smooth, soft, highly absorbent, non-abrasive, and lint free. 264.375 square inches. For use in cleaning, wiping, and polishing soft, delicate surfaces such as Plastic finishes and plexi-glass.

CLASS 7920

00-965-1709_{NP} W/In. 15

GENERAL SERVICE DISPOSABLE PAPER TOWELS. For use in cleaning, polishing, and wiping operations on dry, wet, or oily surfaces. Not for use on transparent Plastic surfaces.

11 POUND BASIS WEIGHT

	Area/Sq In.	Qty
00-721-8884 _{NP} *	37	16800
00-682-6710 _{NP}	120	5040
00-982-1203 _{NP}	195	2520
00-543-6492 _{NP}	245	2115

* Non Spec Item

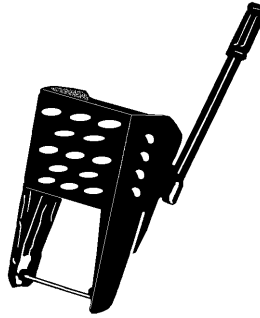
40 POUND BASIS WEIGHT

	Area/Sq In.	Qty
00-823-9773	205	100
00-823-9772	235	100

WRINGER, MOP

Mop wringers used with buckets or as a replacement wringer in floor mopping outfits.

HORIZONTAL PRESSURE SQUEEZE TYPE WRINGER. 00-205-0406



16 Quart Mop Bucket

00-265-7056

35 Quart Mop Bucket

00-170-5449

35 Quart Mop Bucket

HORIZONTAL DOWNWARD PRESSURE SQUEEZE TYPE. GEAR AND RACK WRINGER.



26 Quart Mop Bucket

00-682-6862

CLASS 7930

CLEANING AND POLISHING COMPOUNDS AND PREPARATIONS

NOTE: As non-plastic alternatives to plastic items currently in use are identified, information will be through shopping advisory messages and the Afloat Shopping Guide. To help you shop more "wisely", items recommended for shipboard use will be annotated with "NP" by the National Item Identification Number.

CLEANING COMPOUND, OVEN

Liquid, 12, 8 ounce aerosol cans.

00-459-2247

common and toxic/hazardous waste spills (Petrochemicals, Acids, Emulsions, Oils, PCB's). Use on any type flooring/deck and Concrete surface, no slip after film.

Bag/Lbs

01-145-5797

25

CAUTION: Follow directions on label.

00-926-5280 16 oz with sprayer
 00-357-7386 22 oz W/sprayer
 00-068-1669 1/2 gal. Plastic bottle
 00-177-5243 1 gal. Plastic bottle

CLEANING COMPOUND, RUG AND UPHOLSTERY SURFACE

Concentrated Liquid, Plastic bottle.

Qty/Gal.

00-113-1913

1/2

DETERGENT, GENERAL PURPOSE

Clear liquid detergent. For use in preparing a cleaning solution rinseable in either fresh water or sea water.

CAUTION: Do not take internally, and keep out of eyes.

Oil Soluble. When dissolved in kerosene, diesel fuel oil, high flash coal tar naphtha and similar hydrocarbon solvents, will remove grease, oil, sludge and some types of rust preventative compounds.

Can/Gal.

00-531-9715

1

00-531-9716

5

Water soluble. When dissolved in either fresh water or sea water will remove grease, oil and dirt from a variety of surfaces.

Qty/Gal.

00-282-9699

1 can

00-985-6911

5 pail

Granular or Powdered, water soluble detergent. For use in machine or hand cleaning laboratory glassware equipment or surgical instruments.

Qty/Lbs

00-558-1111_{NP}

5 can

Liquid, nonabrasive detergent. For use in hard and soft water for the general maintenance and cleaning of floors, walls and woodwork. NOT TO BE USED ON AIRCRAFT SURFACES.

Qty/Gal.

00-530-8067

1 can or bottle

Liquid, heavy duty Synthetic detergent concentrate. For use in cleaning extremely dirty floors and other heavy duty cleaning applications.

Qty/Gal.

00-515-2477

1 can/Plastic bottle

00-526-2919

5 pail

Liquid, ready to use, spray-on, wipe-off, nonabrasive detergent. For general cleaning, read label for uses.

NON-SPEC TYPE

Liquid, TRI-DEX detergent

01-129-1128 6 gal. drum

DISHWASHING COMPOUND, HAND

Hand washing type dishwashing compound. For use in either soft or hard water.

LIQUID Form, clear or opaque.

Can/Gal.

00-899-9534

5

FINISH, FLOOR, NONBUFFING

Detergent-resistant, slip-resistant, water emulsion floor finisher. For use on light colored non-wood floors and sealed wood floors. Self-polishing, buffing not required.

Qty/Gal.

01-183-8585

5 pail

CLEANING COMPOUND, TOILET BOWL

Globular form cleaning compound. For toilet bowls only, in removing stains and discolorations. Do not use on bathtubs, sinks, metal fixtures or with Chlorine bleach. Waterproof packaging.

CAUTION: Poison, avoid contact with skin, eyes and clothing.

Can/Oz

00-559-9481

20

CLEANING SOLUTION, PORCELAIN

Liquid Porcelain cleaner. For removing difficult organic and inorganic soils from porcelain surfaces. Safe to use on Stainless Steel. Waterproof packing.

Qty/Qt

00-664-7483

1

COMPOUND, ABSORBENT

Absorbent, anti-slip. For immediate pickup/clean-up, control, and disposal of

GLASS CLEANER

Liquid glass cleaner. For use on windows and windshields. Not intended for use on transparent Plastics. Does not irritate the skin.

CAUTION: POISON. Contains Flammable substance. Check label on container.

REGULAR

00-664-6910

8 oz

00-184-9423

1 gal.

ANTIFOGGING

00-901-2088

1 gal.

POLISH, METAL

Liquid cleaner-polish for various types of metal. 1 pint cans.

Copper, Brass, Nickel and Chrome. Not for Silver or Aluminum. Strong acting for heavily tarnished surfaces. CAUTION: Flammable substance.

CLASS 7930

00-266-7137 1 pt can

Copper, Brass (and related alloys), Nickel, Aluminum and other bright metals. Not for Silver. Nonfreezing, non-flammable substance.

00-266-7136 1 pt can

Sterling Silver and Silver Plated articles. Nonflammable.

00-266-7135 1 pt can

POLISH, PLASTIC

Liquid form Plastic polish. For use in cleaning and polishing of Plastic materials, removing light scratches and in the application of an antistatic film which will prevent the electrostatic attraction of dust, lint and ash to the Plastic. 1 pint bottle. Used for transparent Plastic aircraft materials. Plastic coated bottle.

CAUTION: Contains Flammable substance.

00-935-3794

REMOVER, FLOOR POLISH

Liquid concentrate wax remover. Dilute 1 part concentrate to 12 parts water. Used to remove

films of water emulsion wax and floor finish from impermeable floor surfaces.

00-045-6923 1 gal can or Plastic bottle
00-045-6912 5 gal pail

SCOURING POWDER

Germicidal, sanitizing and cleaning powder. For use in scouring porcelain surfaces and for general kitchen use. Shaker can with holes on top.

With Bleaching Agent

00-721-8592_{NP} 21 oz

Without Bleaching Agent

01-294-1115_{NP}* 14 oz
* Non Spec item

STAIN REMOVER, TABLEWARE

Solid, for use with wall mounted dispenser (not included). Packaged two 8 pound capsules per box.

01-236-8941 8 lb capsule

STARCH, LAUNDRY

Instant non-boiling laundry starch. Dissolves easily in cool or luke warm water. For use with laundered fabrics to impart body and improve appearance. Lubricated for easy ironing.

00-841-6362 50 lb fiber drum

WAX, AUTOMOBILE

Silicone-oils paste, car wax. For use in polishing and protecting previously cleaned lacquer, baked enamel or synthetic enamel finishes. Requires rubbing or buffing to obtain glossy finish. 14 ounce can.

CAUTION: Flammable substance

00-281-3267_{NP}

WAX, FLOOR WATER-EMULSION TYPE

Slip-resistant, dirt resistant liquid floor wax. Easy to clean. For use at full strength on all non-wood floors and for sealed wood floors.

00-205-2870 1 gal. can/Plastic bottle
00-141-5888 5 gal. can

GROUP 80

BRUSHES, PAINTS, SEALERS AND ADHESIVES

CLASS 8010

PAINTS, DOPES, VARNISHES, AND RELATED PRODUCTS

NOTE: As non-plastic alternatives to plastic items currently in use are identified, information will be provided through shopping advisory messages and the Afloat Shopping Guide. To help you shop more "wisely", items recommended for shipboard use will be annotated with "NP" by the National Item Identification Number.

COATING COMPOUND, ANTISWEAT

Emulsion type; lusterless. For use on surfaces such as concrete, plaster wall, asbestos sheeting, Iron, steel, galvanized or zinc coated metal, aluminum, copper and brass tubing, bituminous or creosote coated surfaces that are subjected to intermittent condensation. The material is not intended to be used where condensation is continuous or where there is no change of recovery period. Can be brushed or sprayed.

00-965-2507_{NP} White 1 gal. can

COATING COMPOUND, NONSLIP

BRUSH application, 1 gallon cans. Shade number shown.

Rough finish

00-641-0427_{NP} Black
 00-641-0426_{NP} Gray
 00-141-7842_{NP} Lt Gray

COATING KIT, RAIN EROSION RESISTANT

Rain erosion resistant, thermally reflective. 2 component catalyzed polyurethane compound. Consisting of 1 quart resin base and 1 part hardener. Hardness cured 80 to 90 degrees. Non Spec Item.

00-908-0362_{NP} Black

ENAMEL

GENERAL PURPOSE

A silicone alkyd co-polymer (solvent-based) enamel. For use on primed, smooth metal, fiberglass, wood and plastic/composite surfaces.

This highly weather-resistant enamel has excellent color and gloss retention, good drying, freedom from aftertack and good flexibility. For brush, roller or spray application. VOC not to exceed 340 g/l. Type 2.

Gloss Finish		Class-1
	Color	Size
01-350-5239 _{NP}	Black	1 gal.

Gloss Finish		Class-1
01-344-6695 _{NP}	Black	5 gal.
01-396-6797 _{NP}	Blue	qt
01-349-9007 _{NP}	Blue	5 gal.
01-360-8068 _{NP}	Blue/Gry	1 gal.
01-374-8954 _{NP}	Blu/Gry	5 gal.
01-375-2174 _{NP}	Gray	1 gal.
01-374-8955 _{NP}	Blue	5 gal.
01-368-7793 _{NP}	Gray,Lt	1 gal.
01-344-6704 _{NP}	Gray,Lt	5 gal.
01-396-6798 _{NP}	Red	1 gal.
01-349-9006 _{NP}	Red	5 gal.
01-360-8067 _{NP}	White	1 gal.
01-344-6699 _{NP}	White	5 gal.
01-396-6805 _{NP}	Yellow	1 gal.
01-349-9005 _{NP}	Yellow	5 gal.

Semi-Gloss Finish		Class-2
	Color	Size
01-344-5320 _{NP}	Black	1 gal.
01-344-6701 _{NP}	Black	5 gal.
01-344-5312 _{NP}	Brown	1 gal.
01-344-6700 _{NP}	Brown	5 gal.
01-344-5316 _{NP}	Gray	1 gal.
01-356-8767 _{NP}	Gray	5 gal.
01-344-5317 _{NP}	Gray	1 gal.
01-353-9055 _{NP}	Gray	5 gal.
01-344-5319 _{NP}	Gray	1 gal.
01-344-6690 _{NP}	White	5 gal.
01-356-2939 _{NP}	Yellow	1 gal.
01-344-6694 _{NP}	Yellow	5 gal.

Gloss Finish		Class-3
	Color	Size
01-356-2938 _{NP}	Black	1 gal.
01-344-6703 _{NP}	Black	5 gal.
01-344-5310 _{NP}	Gray	1 gal.
01-356-9908 _{NP}	Gray	5 gal.
01-344-6696 _{NP}	Gray	5 gal.
01-356-3811 _{NP}	Green	5 gal.
01-396-6799 _{NP}	Red	1 gal.
01-349-8493 _{NP}	White	5 gal.

METAL AND WOOD

This acrylic enamel is intended for use on exterior primed metal, concrete, masonry and wood, but may also be used for interior application. It may be used in areas where air pollution regulations limit the use of solvent-based coatings. This paint provides a durable, long lasting coating when applied over properly prepared surfaces and is characterized by excellent gloss retention. It is lead, mercury, and hexavalent chromate free with a maximum

VOC of 250 grams per liter.

Gloss		Type-I
	Color	Size
01-333-9813	Red	1 gal.
01-380-0401	Tan	1 gal.
01-333-9450	Yellow	1 gal.
Semi-Gloss		Type-II
	Color	Size
01-333-7764	Olv Drb	1 gal.
01-333-7762	White	1 gal.
01-333-7763	Yellow	1 gal.
01-333-7761	Yellow	1 gal.

WALLS AND WOODWORK

Washable alkyd or synthetic resin enamel. For use on indoor walls and woodwork in hospitals, laundries, galleys and washrooms. Brushes easily, retains color, dries tack free. May also be used on wood trim, properly primed plaster and metal. Semi-gloss enamels.

Washable acrylic latex enamel. 1 hour drying time. 5 gallon can. Non Spec Item.

SEMI-GLOSS

01-344-5107 _{NP}	Brown
01-344-5108 _{NP}	Gray
01-344-5110 _{NP}	Gray
01-344-5111 _{NP}	Gray
01-344-5115 _{NP}	White

EPOXY COATING KIT

For protection of areas exposed to chemicals and solvents, for exterior and interior use on weapons systems and other applications. Supplied in a two part, lead free, low VOC, epoxy polyamide kit of equal quantity. Spray or brush application over epoxy-polyamide primers. Epoxy coating can also be used on primed plastic, concrete or wood surfaces. For use where air pollution regulations are enforced.

Flat		Color	Qty
		Olive, drab	2 gal.
01-350-2070 _{NP}			

SEMI-GLOSS

For protection of exterior hull surfaces. Titanium dioxide and lamp black epoxy resin. 6 hour

CLASS 8010

drying time. 340 volatile organic compound in grams per liter.

Semi-Gloss

	Color	Qty
01-350-4741 _{NP}	Gray	2 gal.
01-368-5447 _{NP}	Gray	2 gal.
01-302-3609 _{NP}	Gray	10 gal.
01-302-6838 _{NP}	Gray	10 gal.
01-350-4744 _{NP}	Gry/Dk	2 gal.
01-350-6256 _{NP}	Gry/Dk	2 gal.
01-302-3604 _{NP}	Gry/Dk	10 gal.
01-302-3605 _{NP}	Gry/Dk	10 gal.
01-347-0916 _{NP}	Green	2 qts
01-350-4742 _{NP}	Green	2 gal.
01-302-3608 _{NP}	Green	10 gal.
01-350-4745 _{NP}	Red	2 gal.
01-302-3607 _{NP}	Red	10 gal.
01-350-4743 _{NP}	White	2 gal.
01-302-3606 _{NP}	White	10 gal.
01-365-8841 _{NP}	Yellow	10 gal.

EPOXY PRIMER COATING KIT

Primer coating kit consisting of equal parts of epoxy polyamide resin, 1 part pigmented base and 1 part converter. Formulated for spray application. Chemical and solvent resistant, compatible with aliphatic polyurethane topcoat. Suitable for use under air pollution regulations. Low infrared reflectance.

Waterborne, epoxy resin type, corrosion inhibiting, chemical and solvent resisting. Formulated for spray application. Compatible with aliphatic polyurethane topcoats. Kit shall consist of 1 part pigmented base and 1 part converter.

01-218-0858 _{NP}	Grn/Dk	1 qt
01-218-0856 _{NP}	Grn/Lt	1 qt

FILLER, DENT, METAL SURFACE

Peroxide cured dent filler kits. Repairs small holes in autos and trucks. Repairs blowholes, sand holes and surface blemishes in metal castings. Suitable for all metal surfaces. When hard, can be drilled, tapped and machined.

00-926-2133 _{NP}	1 qt	Powdered
00-926-2135 _{NP}	1 gal.	Paste or cream

FILLER, WOOD, PLASTIC

Ready to use, no thinner required. Fills cracks and holes in wood, can be sanded. Useful in repairing wood patterns, or in joiner work.

	Size	Color
00-262-9171 _{NP}	1/4 lb can	Natural
00-262-9172 _{NP}	1 lb can	Natural
00-664-7077 _{NP}	1/4 lb can	Lt Mahogany
00-664-7088 _{NP}	1/4 lb can	Walnut

LACQUER

FLUORESCENT

Acrylic Resin lacquer for painting small objects for bright daytime visibility, may also be used in areas where night visibility is required, but must have a source of light. May be applied on metal,

wood, paper, linoleum, plaster, masonry, stone, glass, leather, fiber, or previously painted surfaces. Requires White undercoat or surface. Full gloss, 1 pint aerosol cans.

00-958-8148 Orange F38903

WEAPONS SYSTEM

Acrylic lacquer for Naval weapons systems. Protects exterior metal surfaces, and resists diester lube oils.

Flat (Camouflage)

	Color	Qty
00-935-7079	Black	1 pt

Full-gloss

	Color	Qty
00-935-6609*	White	1 pt
* Aerosol can		

LINSEED OIL, RAW

Clear linseed oil (no driers added). Use in paints, varnishes, enamels and sealers.

00-221-0611_{NP} 1 gal.

PAINT, ANTICORROSION

Epoxy Polyamine, Red. Touch dry time 2 hours. Temperature application range minus 20 to 70 degrees Fahrenheit 4 gallon base and 1 gallon reactor.

01-268-7584_{NP}

PAINT, CAMOUFLAGE

Epoxy, Navy formula 184. Kit contains equal amounts of component A and B.

2 Gallon

	Color
01-349-4757 _{NP}	Black

5 Gallon

01-212-5493 _{NP}	Black
01-349-4756 _{NP}	Gray, Dk
01-349-4758 _{NP}	White

PAINT, FIRE RETARDANT

Intumescent, lusterless, organic solvent material. May be tinted. Used with Ocean 634 primer to prevent combustion of insulation foam cover under.

01-220-5968_{NP} 1 gal.

PIGMENT, PAINT PRODUCTS

Oil base tinting color. Iron Blue (Prussian) number 2A. For mixing with paints for tints and solid colors.

00-664-1414_{NP} 1 qt can

POLYURETHANE COATING

Unicoat is a self-priming Polyurethane topcoat for exterior use on aircraft, weapons systems and other surfaces. It is used in lieu of standard primer topcoat systems. This product promotes protection of metallic and polymeric substrates. It is lead free, chromium free, and a low VOC product (maximum 420 g/l). Packaged as a kit of equal parts.

Full Gloss

	Color	Qty
01-354-0981 _{NP}	Black	2 qt
01-358-4331 _{NP}	Gray	2 gal.
01-354-0980 _{NP}	Blue	2 qt
01-354-0979 _{NP}	Blue	2 qt
01-340-7061 _{NP}	Gray	2 gal.
01-354-0978 _{NP}	Green	2 qt
01-354-0982 _{NP}	Orange	2 qt
01-354-0977 _{NP}	Red	2 qt
01-354-0966 _{NP}	White	2 qt

Flat

	Color	Qty
01-354-0960 _{NP}	Black	2 qt
01-354-0961 _{NP}	Blu/Gry	2 qt
01-354-0965 _{NP}	Gray	2 qt
01-354-0969 _{NP}	Gray	2 qt
01-374-3393 _{NP}	Gray	2 gal.
01-354-0963 _{NP}	Gry/Dk	2 qt
01-354-0964 _{NP}	Gray	2 qt
01-380-3278 _{NP}	Tan	2 qt

MOISTURE CURING, oil free. Cured by chemical reaction with moisture from the air. Designed for use on floors, walls, machinery, equipment, and other surfaces where good abrasion resistance, color and gloss retention, graffiti resistance, and good resistance to acids, alkalis, solvents, cleaners, fuels, and chemicals is required. For application on properly prepared concrete, brick, masonry, metal, and wood.

POLYURETHANE COATINGS. Used on aircraft and weapons systems. Low VOC, Lead and Chromate free. Resistant to oils, hydrolic fluids, weather, humidity, heat and solvents. Kit contains a container of pigmented polyester resin, a container of clear aliphatic isocyanate resin curing agent and a container of thinner, (for thinning of coatings, if necessary). Components are provided in the proper proportions to equal the total quantity of the kit. Suitable for electrostatic spray application. Dries to the touch in 3 hours, and dries hard in 8 hours.

CLASS 8010

AIRCRAFT

	Color	Qty		Color	Qty
Clear Finish			01-265-9144 _{NP}	Gry/Dk	2 qt
			01-265-9152 _{NP}	Gry/Dk	2 gal.
01-356-5171 _{NP}	Clear	2 qt	01-353-8313 _{NP}	Gray*	2 gal.
Gloss Finish			01-305-5550 _{NP}	Gray *	2 qt
	Color	Qty	01-265-9138 _{NP}	Gry/Lt	2 qt
01-285-3048 _{NP}	Black	2 qt	01-265-9150 _{NP}	Gry/Lt	2 gal.
01-285-3033 _{NP}	Black	2 gal.	01-285-2492 _{NP}	Green	2 qt
01-329-6304 _{NP}	Blue	2 qt	01-285-2493 _{NP}	Green	2 gal.
01-285-3043 _{NP}	Blue	2 qt	01-285-7286 _{NP}	Green	2 qt
01-285-3044 _{NP}	Blue	2 gal.	01-265-9141 _{NP}	Green	2 gal.
01-380-3236 _{NP}	Gray	2 Qt.	01-336-3036 _{NP}	Green *	2 gal.
01-329-6302 _{NP}	Gray	2 qt	01-380-1744 _{NP}	Yellow	2 gal.
01-336-3033 _{NP}	Gray	2 qt	* Gunship		
01-285-2487 _{NP}	Gray	2 qt	† Aircraft		
01-285-3046 _{NP}	Gry/Lt	2 qt			
01-265-9142 _{NP}	Gry/Lt	2 gal.			
01-285-3040 _{NP}	Green	2 qt			
01-285-3041 _{NP}	Green	2 gal.			
01-329-6301 _{NP}	Orange	2 qt			
01-265-9154 _{NP}	Red	2 qt			
01-265-9139 _{NP}	Red	2 gal.			
01-285-3035 _{NP}	White	2 qt			
01-265-9143 _{NP}	White	2 gal.			
01-285-3038 _{NP}	Yel/Org	2 qt			
01-265-9153 _{NP}	Yel/Org	2 gal.			
Semi-Gloss Finish					
	Color	Qty			
01-285-7285 _{NP}	Gray	2 qt			
01-285-2489 _{NP}	Gray	2 gal.			
01-265-9128 _{NP}	Gray	2 gal.			
01-322-6622 _{NP}	Gray	2 gal.			
Flat Finish					
	Color	Qty			
01-285-3554 _{NP}	Black	2 qt			
01-285-3555 _{NP}	Black	2 gal.			
01-285-2495 _{NP}	Blu/Gry	2 qt			
01-265-9140 _{NP}	Blu/Gry	2 gal.			
01-329-6755 _{NP}	Gray	2 qt			
01-285-2486 _{NP}	Gray	2 qt			
01-293-3016 _{NP}	Gray	2 qt			
01-265-9145 _{NP}	Gray	2 qt			
01-265-9151 _{NP}	Gray	2 gal.			
01-265-9137 _{NP}	Gray†	2 qt			
01-265-9149 _{NP}	Gray†	2 gal.			

PRIMER COATING

AIRCRAFT

Zinc-Chromate rust preventative primer. Use on pretreated metal surfaces to protect against moisture and extreme temperatures. Use alone, or with topcoat of Enamel or Lacquer. Spray on, touch-dry in 5 minutes.

	Color	Qty
01-368-2632	Green	1 pt
01-368-2633	Yellow	1 pt

REMOVER, PAINT

AIRCRAFT

Removes epoxy and other paints from high altitude aircraft. Nonflammable alkali solvent, easily flushed from Magnesium, high strength steel alloy and aluminum surfaces. Brush, mop or spray (non-atomizing) applications.

	Qty
00-142-9273 _{NP}	1 pt
00-181-7568 _{NP}	1 gal.

SHIPBOARD

Nonflammable organic-solvent paint removers. For indoor-outdoor use on finished wood or metal. Strips air-dried single coat films of oleoresinous or alkyd coatings. Mixture contains paintable fire retardant.

Low Viscosity. For horizontal surfaces.

	Qty
00-160-5799 _{NP}	1 qt
00-597-8234 _{NP}	1 gal.

High Viscosity. For vertical surfaces.

	Qty
00-160-5800 _{NP}	1 gal.

SEALER, SURFACE

CONCRETE, ASPHALT, TILE. Sealer and finisher for concrete, linoleum, rubber tile, magnesite and troweled asphalt. Slip-resistant, moisture and stain resistant. Seals and dustproofs floor surfaces. Will not interfere with later applications of wax, paint or floor tiles. Dries hard in 30 minutes.

	Qty
00-530-8370 _{NP}	1 gal.
00-530-8371 _{NP}	5 gal.

STAIN

Oil stains for interior wood surfaces. Used mainly for wood floors, woodwork and furniture. Seals without raising grain, will not thicken. Easy to apply; will not show brush marks. NAVSHIPS formula number shown only where applicable.

CHERRY WOOD, formula number 49.

CLASS 8010

00-165-4422_{NP} Qty
1 qt

DARK MAHOGANY

00-281-2075_{NP} Qty
1 gal.

DARK OAK, formula number 51.

00-165-8628_{NP} Qty
1 qt
00-281-2072_{NP} 1 gal.

LIGHT OAK

00-597-8226_{NP} Qty
1 qt

LIGHT OAK, formula number 52.

00-166-0746_{NP} Qty
1 gal.

WALNUT

00-597-8225_{NP} Qty
1 gal.

THINNER, PAINT PRODUCTS

Thins Polyurethane coatings without water or Alcohol.

00-181-8080_{NP} Qty
1 gal.

CELLULOSE-NITRATE dope and lacquer

thinner. May also be used in brush conditioning container, NSN 8020-00-664-3657.

00-160-5787_{NP} Qty
1 gal.
00-160-5788_{NP} 5 gal.

MINERAL SPIRITS

Odorless paint thinner-solvent. Volatile mineral spirits. Also used as a carrier for alkyd and other resinous concentrates in odorless paint.

00-837-7969_{NP} Qty
1 gal.

High flash point. 60 degrees Celsius mineral spirits. Used as paint thinner or solvent.

00-246-6112_{NP} Qty
1 gal.

PETROLEUM SPIRITS

Volatile petroleum spirits. Use as a paint thinner or paint solvent.

00-290-4079_{NP} Qty
1 qt
00-242-2089_{NP} 1 gal.
00-558-7026_{NP} 5 gal.

TURPENTINE

Thins paint, varnishes, enamels and similar organic coatings. Consists of gum spirits or distilled turpentine.

00-290-1180_{NP} Qty
5 gal.

VARNISH, ASPHALT

Jet-black glossy varnish for indoor or outdoor use. General-utility type. Especially useful on indoor water and gas pipes. Dries to a smooth, lustrous finish.

00-160-5856_{NP} Qty
5 gal.

VARNISH, OIL

ELECTRONICS

Moisture and fungus resistant phenolic resin varnish. For treatment of communications, electronic and associated equipment by spray, dip, or brush application.

Composition 2 - limited use

00-180-6343_{NP} Qty
1 qt

WATER RESISTANT

Exterior Only

Water resistant phenolic-resin varnish. Transparent and aluminized exterior protective finish. For wood, metal and doped fabric and as an aluminum vehicle for certain enamels and primers.

00-597-7856_{NP} Qty
1 gal.

CLASS 8020 PAINTS AND ARTISTS' BRUSHES

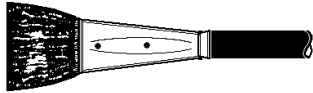
NOTE: As non-plastic alternatives to plastic items currently in use are identified, information will be provided through shopping advisory messages and the Afloat Shopping Guide. To help you shop more "wisely", items recommended for shipboard use will be annotated with "NP" by the National Item Identification Number.

BRUSH, ARTIST'S

METAL FERRULED BRUSHES WITH WOOD HANDLE. Sizes shown in inches are for bristle width at ferrule, and exposed bristle length.

FITCH

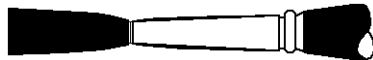
Flat hog bristle brush. Chisel edge, round handle. For coating furniture, tools, pipe, etc.



	Lg x W
00-244-0153 _{NP}	0.438 x 1.125
00-244-0154 _{NP}	.750 x 1.500
00-244-0156 _{NP}	.875 x 1.875
00-201-1870 _{NP}	1.250 x 2.000

LETTERING

Brown ox ear hair. Round handle. Use with oils, varnishes and lacquers in sign writing and lettering.



Flat Edge

	Dia x Lg
00-246-8502	0.063 x .750
00-246-8503	0.094 x 0.875
00-246-8504	0.125 x 1.000
00-246-8505	0.156 x 1.375

Chisel Edge

	W x Lg
00-240-6361	0.125 x 0.688
00-240-6362	0.250 x 0.750
00-224-8006	0.375 x 0.813

LITHOGRAPHIC

Squirrel hair brush with square flat edge. For applying litho solutions and coatings.



	Lg x W
00-409-3000	1.000 x 1.000
00-619-8929*	0.825 x 0.500

* Chisel Edge

MARKING

Dome-shaped soft hog bristles. Use when marking all kinds of shipping containers, and for industrial touch-up work.



	Dia x Lg
00-224-8029 _{NP}	0.156 x 1.000

OIL, VARNISH AND LACQUER

Squirrel hair brush with flat edge. For very small surfaces, close trimming. Round handle 8-1/2 inch length.

	Dia x Lg
00-597-4767	0.375 x 0.625
00-597-4768	0.875 x 1.000

WATERCOLORS ONLY

Squirrel hair brush tapered to single-point. 5 inch length round handles.



	Dia x Lg
00-262-9099	0.078 x 0.500
00-224-8025	0.297 x 1.125

WATERCOLORS AND OILS

Red sable hair. Round tapered point, 9 inch length handle.



	Dia x Lg
00-257-0378	0.109 x 0.592
00-257-0382	0.063 x 0.438
00-264-3883	0.250 x 1.063

CERAMICS

Red sable hair brush. Round tapered point. Used for ceramic procedures.

01-176-0669 _{NP}	Size 2
---------------------------	--------

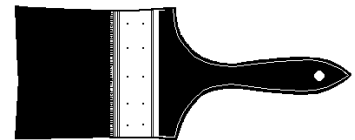
DENTAL

Red sable hair brush. Round tapered point. Used for dental opaquing, cleaning, glazing, staining and for porcelain build up.

	Size
01-176-0670	3

BRUSH, PAINT

METAL FERRULED PAINT BRUSHES WITH WOOD HANDLE. Sizes shown below are brush width at ferrules and exposed bristle length and thickness.



FOR BULKHEADS, DECKS, ETC.

FLAT STYLE BRUSHES with squared edge. Use on large, flat, indoor-outdoor surfaces. Grades AA and A give the smoothest finish. Grades B and C are recommended where highest quality results are NOT required. Use hog bristle brushes with enamels and oil-base paints; nylon bristle brushes with oil-base and water-thinned paints. Flag-ends preserved.

GRADE AA (MASTER)

HOG BRISTLE

	W/In.	Lg/In.	Thk/In.
00-256-6480	3.500	4.187	1.000
00-178-8307	4.000	4.437	1.000

NYLON BRISTLE. More economical and longer wearing than hog bristle.

	W/In.	Lg/In.	Thk/In.
00-685-5394	3.500	3.437	1.000
00-685-5393	4.000	4.313	1.000

GRADE A (HIGH)

HOG BRISTLE

	W/In.	Lg/In.	Thk/In.
00-178-9788	2.500	3.063	0.813
00-262-9093*	1.000	2.000	0.375
00-205-6500	3.000	3.313	0.813
00-245-4515	3.500	3.937	1.000
00-245-4516	4.000	3.937	1.000

* Non Spec Item

NYLON BRISTLE

	W/In.	Lg/In.	Thk/In.
00-245-4517	3.000	3.187	1.000
00-245-4518	3.500	3.437	1.000
00-245-4519	4.000	3.687	1.000
00-245-4520	5.000	3.937	1.000

GRADE B (MEDIUM)

CLASS 8020

HOG BRISTLE

	W/In.	Lg/In.	Thk/In.
00-242-7266	3.000	3.063	0.825
00-178-8305	5.000	3.437	0.875

NYLON BRISTLE

	W/In.	Lg/In.	Thk/In.
00-597-4770	3.000	2.875	0.875
00-597-4784	4.000	3.375	0.875

GRADE C (UTILITY)

NYLON BRISTLE

	W/In.	Lg/In.	Thk/In.
00-200-3489	3.000	2.437	0.875
00-200-3488	3.500	2.938	0.875
00-200-3487	4.000	2.937	0.875

FOR MOTTLING

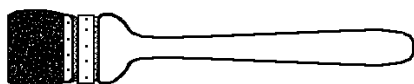
FLAT GOAT HAIR WITH SQUARED EDGE. Use for mottling. Standard balance.



	W/In.	Lg/In.	Thk/In.
00-245-4509	1.000	0.938	0.313
00-245-4510	1.500	1.063	0.313
00-245-4522	2.500	1.250	0.375

FOR RADIATORS AND METAL

FLAT BRONZING BRUSHES WITH LONG HANDLES. Use on radiators and hard-to-reach metal surfaces. Soft hog bristles, or blend of 1/3 hog and 2/3 goat hair.




	W/In.	Lg/In.	Thk/In.
00-721-9646	1.000	1.250	0.313
00-721-9650	1.500	1.375	0.313
00-721-9657	2.000	1.500	0.375

FOR SASH AND TRIM

FOR INDOOR-OUTDOOR USE ON SMALL AND NARROW AREAS. Use on wood or metal furniture, pipes, window frames and screens. Size number shown.

HOG BRISTLE

FLAT STYLE. Beveled angular cut, cupped or formed chisel edge.



	W/In.	Lg/In.	Thk/In.	Size
00-559-0438	1.000	2.125	0.375	5
00-559-0439	1.500	2.250	0.438	7

	W/In.	Lg/In.	Thk/In.	Size
00-559-0389	2.000	2.500	0.500	9

OVAL STYLE. With chisel edge and round tapered handle.



	W/In.	Lg/In.	Thk/In.	Size
00-597-5301	0.875	2.125	0.688	6
00-205-6511	1.000	2.375	0.813	8
00-205-6510	1.250	2.875	1.063	12

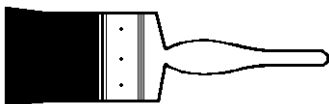
NYLON BRISTLE

	W/In.	Lg/In.	Thk/In.	Size
00-263-3873	0.875	2.125	0.688	6
00-263-3874	1.000	2.375	0.813	8
00-297-6658	1.125	2.625	0.938	10
00-297-6657	1.250	2.875	1.063	12

BRUSH, VARNISH

VARNISH AND LACQUER BRUSHES. With metal ferrules, hardwood handles; flag-ends preserved. Grade A gives the smoothest finish. Grade B gives good finish, suitable for most purposes. Grade C is suitable for small surfaces where higher quality finish is not required.

FLAT



GRADE A

HOG BRISTLE

	W/In.	Lg/In.	Thk/In.
00-205-6505	1.500	2.563	0.688
00-260-1302	2.000	2.813	0.750
00-178-9788	2.500	3.063	0.813
00-205-6500	3.000	3.313	0.813

NYLON BRISTLE

	W/In.	Lg/In.	Thk/In.
00-559-9842	1.500	2.563	0.688
00-205-6501	2.000	2.813	0.750
00-559-9843	2.500	3.063	0.813
00-597-4764	3.000	3.313	0.813

GRADE B

HOG BRISTLE

	W/In.	Lg/In.	Thk/In.
00-260-1306	1.000	2.063	0.438
00-260-1305	1.500	2.063	0.500
00-260-1304	2.000	2.313	0.563
00-260-1301	2.500	2.313	0.625
00-260-1298	3.000	2.813	0.688

NYLON BRISTLE

	W/In.	Lg/In.	Thk/In.
00-263-3866	1.000	2.063	0.438
00-550-8359	2.000	2.313	0.563
00-263-3867	2.500	2.563	0.625

GRADE C

HOG BRISTLE

	W/In.	Lg/In.	Thk/In.
00-597-4761	0.500	1.563	0.250
00-597-4762	1.000	1.563	0.313
00-597-4763	2.000	1.563	0.313

NYLON BRISTLE

	W/In.	Lg/In.	Thk/In.
00-889-7920	1.000	2.063	0.375
00-889-7919	1.500	2.313	0.406
00-889-7918	2.000	2.313	0.438
00-889-7917	3.000	2.687	.500

BRUSH SET, ARTIST'S

SET OF 5 WATERCOLOR AND OIL BRUSHES. Red sable hair, round tapered point. Includes sizes: 0.688 by 0.141, 0.625 by 0.117, 0.592 by 0.109, 0.500 by 0.078, and 0.813 by 0.203.

00-285-1167

BUCKET GRILL

PAINT-SAVING METAL GRID. Fits firmly into 5 gallon cans; removes excess paint from 7 and 9 inch paint rollers; easily cleaned.

00-721-9360_{NP}

COVER, PAINT ROLLER

PAINT COVERS ONLY. Slips on and off rollers. Width and pile depth shown in inches.

DYNEL

00-682-6489	7 x .375
00-682-6490	7 x .875
00-682-6491	9 x .375
00-682-6492	9 x .875

POLYESTER

00-598-4080	7 x .625
00-682-6498	9 x 1.000
00-682-6495	7 x 1.250

WOOL

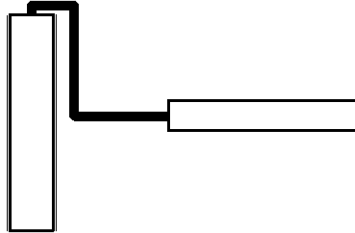
00-682-6496	9 x .625
00-682-6497	9 x .500
00-682-6499	9 x 1.250

MOHAIR

00-682-6500	7 x .250
00-682-6501	9 x .125
00-682-6502	9 x .250

ROLLER, PAINT

ROLLER WITH DYNEL COVER AND HANDLE. Slip-off design. Rust proof steel rod, 13 inch hardwood handle threaded 3/4 inch 5 pitch acme thread for extension pole (NOT FURNISHED). 3/8 inch pile.



	Lg/In.
00-753-4914	7
00-753-4915	9

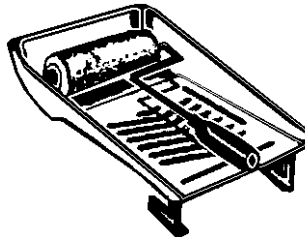
ROLLER KIT, PAINT

PAINT ROLLER APPLICATOR SET. Includes slip-off type roller, 5/8 inch pile lamb's wool cover, steel tray.

	Lg/In.
00-597-4759	7
00-689-5379	9

TRAY, PAINT ROLLER

STAINLESS STEEL TRAY. Use with 7 inch and 9 inch wide rollers. Fits ladder or plank edges.



00-753-4911_{NP}

CLASS 8030 PRESERVATIVE AND SEALING COMPOUNDS

NOTE: As non-plastic alternatives to plastic items currently in use are identified, information will be provided through shopping advisory messages and the Afloat Shopping Guide. To help you shop more "wisely", items recommended for shipboard use will be annotated with "NP" by the National Item Identification Number.

NOTE: The required storage temperature for adhesives that are identified as critical in application are noted wherever applicable. These items warrant optimum storage temperatures to preserve shelf-life and to conserve funds.

ANTISEIZE COMPOUND

AIRCRAFT ENGINES

Caution: These compounds are particularly suitable for use on aircraft engine spark plugs. Markings shall appear on each package and shipping container as follows:

DANGER

This material is an electrical conductor. Apply light coating to lower spark plug threads only. Material must not come in contact with spark plug terminal or electrodes. Do not use in oxygen systems--Explosion may result.

LOW TEMPERATURE-MOLYBDENUM DISULFIDE ingredient. This compound is suitable for use on aircraft engine spark plugs, threaded fasteners and fittings at temperatures below 800 degrees Fahrenheit. Higher temperatures (1000 degrees Fahrenheit and above) may induce hot corrosion of fastener or contiguous materials. Do not use in lieu of a sealing compound.

00-243-3285 8 oz tube
00-087-8630_{NP} 1 lb can

HIGH TEMPERATURE--GRAPHITE AND PETROLATUM ingredient. This compound is suitable for use on aircraft engine spark plugs, threaded fasteners, and fittings where temperatures could exceed 1000 degrees Fahrenheit. May safely be used in contact with austenitic stainless steels, titanium, nickel, cobalt and similar corrosion resistant alloys. However, graphite ingredient may promote corrosion of Aluminum, Ferrous, Magnesium, Zinc or Cadmium alloys or platings.

01-044-5034_{NP} 1 lb can

PIPE JOINTS AND THREADS

HIGH TEMPERATURE ANTISEIZE COMPOUND. Intended for use on Carbon Steel material; specifically on threads of nuts, studs, bolts and other mating surfaces at temperatures up to 1050 degrees Fahrenheit.

00-155-6444 16 oz aerosol can

00-251-3980 1 lb tube or can
00-286-5453_{NP} 5 lb can

For use on threads of steel nuts and bolts used in superheated steam installations with temperatures up to 1050 degrees Fahrenheit.

00-059-2761 1/4 lb can/tube
00-597-5367_{NP} 2-1/2 lb can

PETROLATUM AND ZINC DUST ingredients. For use to prevent seizing of threaded or unthreaded components fabricated from aluminum or its alloys, engaged with components of similar or dissimilar metals. Provides corrosion protection. Store at room temperature prior to use (low temperatures harden compound and makes it difficult to apply). Vapors may adversely effect lenses, prisms and other optical elements.

00-292-1102 8 oz tube

NON-SPEC ITEMS

GRAPHITE AND MOLYBDENUM. For use on threads and V-joints. 1800 degrees Fahrenheit temperature rating.

00-664-6146 1/2 pt can

MINERAL OIL. 250 degrees Fahrenheit temperature rating.

00-831-4171 2.8 oz tube
01-275-5050* 17.6 oz
* With Molybdenum

MOLYBDENUM only. 750 degrees Fahrenheit temperature rating.

00-149-0335 1 lb can

CALKING COMPOUND

CALKING COMPOUND IN GUN CARTRIDGES. Use on wood, stone, metal or brick. Seals around doors and windows.

White. Siliconized Acrylic latex for arctectural calking application.

01-075-1156 10 oz

GRAY. Oil base. With spout. Fits calking gun 5120-00-679-5655.

00-682-6422 10 oz cartridge

CLEAR. Silicone rubber base. Calking gun application. For weatherproofing building joints.

00-180-6339 10 oz cartridge

COATING COMPOUND, BITUMINOUS, EMULSION TYPE

FOR SHIPBOARD USE on all clean metal surfaces before applying any coating system. Vinyl-resin base formula number 117. Promotes better bonding. Protective coating not permanent. Brush or spray on, dries in 30 minutes. Store at 40 to 80 degrees Fahrenheit. Dual compound kits include resin and acid; unit pack (u/p) as indicated.

POLYURETHANE RESIN and acid components. Reference number PR-420.

00-575-5985 1 pt kit

COATING COMPOUND, PLASTISOL

PLASTIC, POLYVINYL CHLORIDE. Use to form protective coatings on metallic objects. Good resistance to abrasion and to immersion in moderate concentrations of acids and alkalis at temperatures below 140 degrees Fahrenheit. Not recommended for continuous immersion in petroleum based fuels and lubricants. Will provide some protection from low voltages. Quantity and color given.

GENERAL USE DIP. Intended for coating triggers, levers and handtools that are to be used at low temperatures.

01-041-1609 1 kit Dark Gray

NON-SPEC TYPE

Plastic

00-163-5792 30 cc bottle Red

CORROSION PREVENTIVE COMPOUND

FOR COLD APPLICATIONS

NONVOLATILE SOLVENT-CUTBACK LIQUID MATERIAL. Prevents and arrests corrosion on metal surfaces exposed to adverse weather conditions. Outdoor or shed storage and in-transit. Use on Copper, Brass, Zinc, Cadmium, Manganese, Steel or Aluminum parts and equipment. When dry, forms an easily removed, thin, protective film. Spray at 40 degrees Fahrenheit and above. Each container shall be marked as follows:

CLASS 8030

CAUTION:

1. Agitate well before use.
2. Contains combustible petroleum thinners of 100 degrees Fahrenheit minimum flash point.
3. Avoid use near open flames, sparks, and/or welding and cutting operations.
4. Avoid prolonged or repeated contact with skin and/or breathing of vapors. For prolonged exposures use protective clothing and breathing apparatus.

HARD FILM. For general purpose outdoor use. Remains intact from 0 degrees to 175 degrees Fahrenheit. Touch-dry in 4 hours.

00-062-6950 1 qt can
00-231-2345 1 gal can
00-244-1299 5 gal pail
00-244-1300 55 gal drum

SOFT FILM. For interior or exterior surfaces in shed storage. Limited use outdoors where metal temperatures are not hot enough to melt film. Remains soft and intact at Minus 40 degrees Fahrenheit.

00-244-1297 1 gal. can
00-244-1298 5 gal. pail
00-118-0666* 16 oz spray can
* Non Spec Item

SOFT FILM, WATER-DISPLACING. Protects interior equipment from salt water exposure and protects critical bare Steel or phosphated surfaces for long periods when barrier-wrapped. Remains soft, touch dry in 4 hours

00-837-6557 1 pt can

TRANSPARENT, NON-TACKY FILM. For general purpose indoor use and limited outdoor use on corrodible metals. Remains intact at Minus 40 degrees Fahrenheit. Touch-dry in 4 hours. Hard in 24 hours.

00-903-0931 1 pt can
00-062-5866 1 gal can
00-526-1605 5 gal pail

WATER-DISPLACING, ULTRA-THIN FILM COMPOUND. Used for in-service treatment of critical metal surface areas. Do not use around liquid oxygen fittings. Provides initial protection during shipment and storage.

00-938-1947 16 oz spray can
00-213-3279 1 gal. can
00-262-7358_{NP} 5 gal. can
00-546-8637* 16 oz spray can
* Avionic grade

Blue. Water displacing. Barium sulfonate, organosphosphate, and silicone resins. 11 ounce spray can.

01-347-0979

SOFT FILM. Nontoxic, nonslick, and pigment features not included. Petrolatum base, 135 degree temperature rating.

00-598-5915 1 pt can

Not a petrolatum base. For use on battery posts. Reference Number. A202.

01-008-3058 16 oz spray can

FOR HOT APPLICATIONS

PETROLATUM-GREASE COMPOUND. Dip, brush, or spray on military equipment. Protects unshielded gun tubes and small metal parts (packaged and unpackaged) in outdoor storage. In long-term indoor storage, protects highly finished surfaces and submarine ballast tanks.

Hard film type

00-514-1843_{NP} 400 lb drum

GUN SLUSHING COMPOUND. Hard film. Intended as a corrosion preventative for ferrous and nonferrous metals stored indefinitely indoors or outdoors. 165 degrees Fahrenheit melting point.

00-272-8530_{NP} 35 lb pail

CORROSION RESISTANT COATING, CHEMICALLY TREATED ALUMINUM

CHEMICAL-FILM COATINGS FOR ALUMINUM PRODUCTS. Improves paint adhesion and corrosion resistance of Aluminum and Aluminum alloys. May be dyed or used in lieu of anodic films. Brush on application. Store dry, between 40 to 90 degrees Fahrenheit.

LIQUID (PREMIXED). For use as a touch-up to improve adhesion of paint.

00-142-9272 1 pt can
00-065-0957 1 qt btl
00-823-8039 1 ga. btl

MOLDING COMPOUND

POLYURETHANE. Chemically cured; electrically tested. For use in sealing and reinforcing electrical connectors, wiring, and other electrical apparatus. Protects against corrosion and contamination. Excellent for use in sea water.

00-862-5159 1 qt

MOLECULAR METAL KIT

REMETALIZING KIT consisting of a metal base paste and three solidifiers which can be combined to produce three different types of metal. Used for various types of repairs to leaking pipes, tanks, thin gage metal and casting, repairing and rebuilding machinery and equipment. Reference Number. 636.

00-187-7747

NEAT'S-FOOT OIL

Used for the treatment of leather. 25 degrees Fahrenheit maximum pour point.

00-244-1031 1 qt can

POTTING, COMPOUND

Basic material epoxy. Two part system used for making poured or potted termination.

01-317-3314

PRESERVATIVE, COMPOUND

A preservative compound in a 16 ounce Plastic bottle, with sprayer. Reference Number. 10160.

01-103-2868

PRIMER, SEALING COMPOUND

POLYMERIZATION. When applied to unpolished and untreated Cadmium or Zinc surfaces and to Steel surfaces, shall cause polymerization of sealants for locking torque. Not to be used with titanium or thermoplastics. Ready to use.

Quick primer; Yellow or green color.

00-082-2508 4 oz bottle
00-181-8372 6 oz spray can

Normal primer; Green color only.

00-900-2373 4 oz Bottle
00-980-3975 6 oz spray can

SEALING COMPOUND

Not for integral fuel tanks. Polysulfide. For interior/exterior aircraft and weapons, contains chromates 2 hour working time, 14 day drying time. 1 pint kit.

00-009-5023_{NP}

BOILER

Paste compound with plastic or resinous binders. Seals joints in boiler casings against air leakage.

00-264-3888 5 lb can

CORROSION INHIBITING

SYNTHETIC RUBBER COMPOUND. Room temperature curing. Used in sealing and coating of metal components on weapons and aircraft systems for protection against corrosion. Sealant is effective over an operating temperature range of minus 54 degrees to 93 degrees Celsius (Minus 65 degrees to 200 degrees Fahrenheit).

BRUSH OR DIP APPLICATION

Cure time, 7 days at standard conditions or 24 hours at standard conditions plus 24 hours at 49

±1 degrees Celsius (120 ± 2 degrees Fahrenheit).

1/2 hour working life; 16 hour tack-free time.

00-008-7207 1 pt kit

2 hours working life; 7 day drying time.

00-008-7196 1 qt kit

00-762-8807 1 qt kit

GUN OR SPATULA APPLICATION

For extrusion application. 1/2 hour working life, 16 hour dry time. Cure time 14 days at standard conditions plus 24 hours at 49+1 degree Celsius (120+2 degrees Fahrenheit).

00-008-7198 1 pt kit

ELECTRICAL/ELECTRONIC

RTV SILICONE RUBBER SEALING COMPOUND. For potting, calking, fabricating, encapsulating, and molding electrical and electronic parts. Withstands Minus 100 degrees to 400 degrees Fahrenheit temperatures. Resists moisture, most chemicals, and fuels. Kit includes base and catalyst. Store below 75 degrees Fahrenheit. 1 hour minimum working time.

MEDIUM-CURE

Intermediate viscosity. Condensation cure.

00-123-6955 3/4 pt kit

Intermediate viscosity. Reversion resistant, condensation cure.

00-142-9124 3/4 pt kit

POLYSULFIDE RUBBER, CHEMICALLY CURED. For use as a reinforcing and protecting medium for electric connectors and related applications. Operating temperature range from -60 to 200 degrees Fahrenheit. The cured compound acts as a deterrent to fatigue, corrosion, contamination, and arc-over between pins. Includes catalyst. Base quantity shown.

POLYURETHANE RESIN BASE. Intended for use where good resistance to moisture and abrasion on printed circuit assemblies is required. 1 quart base and 1 quart catalyst.

00-242-0505

FIRE CONTROL INSTRUMENTS

THERMOPLASTIC, NONCURING COMPOUND. For use in sealing metal to metal, glass to metal, and acrylic to metal in fire control instruments such as binoculars, telescopes, height finders and range finders. Tape form .031 inch thick, .625 inch wide, 90 feet long; applied to a suitable release paper.

00-433-4145 Roll

FIREWALL STRUCTURES

SYNTHETIC RUBBER compound for

application at service operating temperatures of -65 to 400 degrees Fahrenheit with flash temperatures to 2000 degrees Fahrenheit. Not for use in missile applications. 72 hour tack-free drying time.

00-723-5345 12 oz semi-solid

FUEL TANKS

HIGH-ADHESION, HEAT-RESISTANT SEALANT KITS. Manganese cured sealing material for integral fuel tanks, bladders, and self-sealing fuel cell cavities. Will resist temperatures from -65 to 400 degrees Fahrenheit. Kit includes synthetic-rubber base and separate catalyst. Store below 80 degrees Fahrenheit. Base quantity shown.

BRUSH-APPLICATION

1/2 hour working life; 10 hour tack-free time.

00-753-5008 2 oz cartridge
00-753-5010 3.5 oz cartridge
00-965-2004* 12 oz kit
* 16 hour tack-free time.

2 hour working life; 40 hour tack-free time.

00-753-5009 3.5 oz cartridge
00-723-5343 12 oz kit
00-723-5344 24 oz can

GUN OR SPATULA APPLICATION

1/2 hour working life; 10 hour tack-free time.

00-753-5007 2 oz cartridge
00-753-5004* 3.5 oz cartridge
01-154-9252† 3.5 oz cartridge
00-080-1549† 1 qt kit
* 16 hour tack-free time
† 10 hour tack-free time

2 hour working life; 40 hour tack-free time.

00-753-5006 2-1/2 oz. cartridge
00-723-2746 12 oz can
00-685-0915* 24 oz kit
* 24 hour tack-free time

SYNTHETIC RUBBER, POLYSULFIDE. With separate curing compound. For sealing areas of integral fuel tanks and fuel cell cavities. Service temperature range Minus 65 to 360 degrees Fahrenheit. Base quantity shown.

BRUSH APPLICATION

1/2 hour working life; 10 hour tack-free time.

00-312-6128 6 oz nonmetallic cart.

GUN OR SPATULA APPLICATION

1/2 hour working life; 30 hour tack-free time.

00-602-0039 1/2 pt kit
00-348-7888 1 pt kit

2 hour working life; 30 hour tack-free time.

00-560-8758 6 oz cartridge
00-485-3237 1 pt kit

NONCURING, LOW CONSISTENCY, SILICONE, GROOVE INJECTION Furnished as a one part compound; a base compound modified with a flow control additive. Contains no solvents. For sealing or resealing integral fuel tanks designed for groove-injection type sealing. Prevents sideways flow out of channel during injection. Service temperature range from -60 to 160 degrees Fahrenheit.

01-043-2295 7.5 oz cartridge

FUEL TANK ACCESS DOORS

LOW ADHESION, FOR REMOVABLE PANELS AND FUEL TANK INSPECTION PLATES. Not intended for interior seams or fasteners of integral fuel tanks, bladder or self-sealing fuel cells. Red color. Synthetic rubber, polysulfide, cured by addition of separate curing compound. Base quantity shown.

GUN OR SPATULA APPLICATION

2 hour working life; 24 hour tack-free time.

00-616-9191 6 oz container

GASKETS, JOINTS AND THREADS

HEATING DUCTS for forming gaskets on heating ducts. Paste compound in 7 ounce tubes. Reference Number 1372W.

00-599-7753

FOR SEALING GASKETS AND THREADS. Resists fuel, engine oils, and water. Brush or spatula applied. Store below 80 degrees Fahrenheit.

Hardening paste. High viscosity.

00-247-2524 2 oz tube
00-247-2525 11 oz tube

Non-hardening paste. High viscosity.

00-252-3391 11 oz tube

Non-hardening liquid. Low viscosity.

00-220-6973 4 oz brush top can
00-656-1426 1 pt can

ONE-COMPONENT SEALANTS FOR METAL PARTS. Seals threaded fasteners, plugs, and other threaded fittings against fluid pressure. Locks assemblies against working loose under replacement ball bearings in worn housings, etc. Dries tack-free in 6 hours. Minus 65 degrees to 300 degrees Fahrenheit service range. Packed in plastic bottles. Store at 65 degrees to 85 degrees Fahrenheit.

A GRADE, RED LIQUID. 100/250 inches per pound locking torque.

00-081-2339 10 cc
00-081-2338 50 cc

AA GRADE, GREEN LIQUID. 150/375 inches-pounds locking torque. 6 hours tack-free time.

CLASS 8030

00-081-2341 10 cc

AV GRADE, RED LIQUID. 100/250 inches-pounds locking torque.

00-081-2337 10 cc
00-081-2336 50 cc

AVV GRADE, RED LIQUID. 100/250 inches-pounds locking torque.

00-935-7100 50 cc

B GRADE, YELLOW LIQUID. 70/175 inches-pounds locking torque.

00-081-2335 10 cc
00-081-9022* 50 cc
* 6 hours tack-free time

C GRADE, BLUE LIQUID. 40/100 inch per pound locking torque.

00-081-2333 10 cc
00-823-7917 50 cc
00-964-7537* 250 cc
* 6 hours tack-free time

CV GRADE, BLUE LIQUID. 40/100 inch per pound locking torque. 6 hours tack-free time.

00-081-2331 10 cc
00-081-2330 50 cc

E GRADE, PURPLE LIQUID. 20/50 inches-pounds locking torque. 6 hours tack-free time.

00-081-2329 10 cc
00-081-2328 50 cc

EV GRADE, PURPLE LIQUID. 20/50 inches-pounds locking torque. 6 hours tack-free time.

00-081-2286 50 cc

H GRADE, BROWN LIQUID. 10/25 inches-pounds locking torque. 6 hours tack-free time.

00-081-2325 50 cc

HIGH-TEMPERATURE JOINT AND THREAD SEALANT. Resin base. Seals fixed and threaded mechanical joints (in gas or steam powered equipment) at temperatures up to 950 degrees Fahrenheit, and pressures up to 1200 PSI.

Liquid. Brush application, for smooth joints.

00-246-0931 5 oz tube
00-246-0932 1 qt can

FUEL, OIL, AND WATER RESISTANT. Paste form. For use in sealing threaded joints and gaskets.

00-543-4384 1 pt can

METAL FILLING ADHESIVE AND SEALING COMPOUND.

Two part epoxy suitable for hull repair where air pollution regulations apply. To fair, smooth, or fill surfaces that have become worn, pitted,

corroded or misaligned. Will bond to Steel, Iron, Aluminum, glass, concrete, ceramics, porcelain, tile, marble, wood and thermosetting plastics. Gray paste. 45 minute working life; 24 hour drying time. Kit includes catalyst.

ALKALI RESISTANT, STEEL EPOXY for application in way of cathodic protection.

00-670-8556 2.1 lbs

NON-ALKALI RESISTANT, PLASTIC EPOXY RESIN for application in areas not affected by cathodic protection. 2 hour drying time.

00-670-8553 1 qt

RETAINING COMPOUND

SYNTHETIC RESIN/BASE in green liquid form. This single-component retaining compound is for assembling slip-fitted parts with varied clearances. An alternative for press and shrink fits. May be employed to reduce machining cost by replacing shrink fits, keys, set screws, splines and knurles. Low viscosity, fast curing.

00-180-6222 50 cc

THREAD LOCKING AND SEALING

Designed to lock threaded assemblies against working loose under shock and vibration. Size per bottle and color indicated.

LUBRICATING--THIXOTROPIC. Allows minimal metal-to-metal friction thus reducing galling on the thread flanks.

	Size	Color
01-069-3046*	50 cc	Purple
01-014-5869	50 cc	Blue
01-025-1692	250 cc	Blue
* 50 minutes working time		

SEALING STANDARD VISCOSITY. For sealing threaded fasteners and plugs against fluid pressure. Ten bottles to a box. 90 minutes working time.

	Size	Color
00-148-9833	10 cc	Red

WICKING FAST CURING low viscosity. For use in closely fitting joints or application to the outside of an assembled joint (capillary action and cures). 10 minutes working time and 4 hours drying time.

	Size	Color
00-111-2762	50 cc	Green

TOPCOAT FOR SEALING COMPOUND

BUTADIENE SYNTHETIC RUBBER. Red color. Intended for use as a topcoat for protecting sealing compound material. Dries tack-free in 4 hours.

00-664-4019 1 pt can
00-664-4954 1 qt can

VAPOR BARRIER COATINGS

CHLORINATED RESIN BASE. Coating is

intended for use as a vapor barrier over thermal insulation. Fire and water resistant. Excellent coating for insulated refrigerant and chilled water lines. Paste form.

00-174-2588 1 gal can

VISUAL INSPECTION

NON-SPEC SEALING COMPOUNDS

PASTE FORM. Tetrafluoroethylene. White color. For sealing pipe threads. 24 hour drying time.

00-204-9149 250 cc tube

RESIN BASE

LIQUID FORM. Yellow color. Edge sealer for aircraft decals. Can with screw type lid with brush applicator.

00-936-9940 8 oz can

PASTE FORM.

Blue color. For refrigerant pipe sealing.

00-999-6313 1.33 oz tube

Gray-green color. For sealing around electrical wires and cables.

00-281-2337 5 lb bag

RUBBER BASE

Gray color. Catalyst included. Quick repair sealant for integral fuel tanks. 20 minute working time and 1 hour drying time.

01-290-5135 6 oz cartridge

White color. For increasing moisture resistance of insulating gaskets on transistors.

00-880-7616 8 oz tube

SILICONE RUBBER BASE

VARNISH BASE

SEMI-LIQUID FORM. Red color. For compression fittings, nuts, studs, parts and assemblies.

01-143-2702 1/2 oz tube

ANY ACCEPTABLE BASE

PASTE FORM.

Green color. Reference Number TORQUESEALGREEN.

00-408-1137 5 oz

Yellow color. Reference Number TORQUESEALYELLOW.

01-163-3483 5 oz tube


Purple color. For sealing and repairing gaskets.

01-137-6964 50 cc bottle

TAPE, ANTISEIZING

POLYTETRAFLUOROETHYLENE TAPE. For use on pipe threads of liquid and gaseous oxygen systems. Furnished on a spool with snap on shell. Dimensions as indicated.

00-889-3534 .250 in. W x 260 in. lg



00-889-3535 .500 in. W x 260 in. lg

CLASS 8040 ADHESIVES

NOTE: As non-plastic alternatives to plastic items currently in use are identified, information will be provided through shopping advisory messages and the Afloat Shopping Guide. To help you shop more "wisely", items recommended for shipboard use will be annotated with "NP" by the National Item Identification Number.

NOTE: The required storage temperature for adhesives that are identified as critical in application are noted wherever applicable. These items warrant optimum storage temperatures to preserve shelf-life and to conserve funds.

ADHESIVE

AEROSPACE/AIRCRAFT

HIGH STRENGTH EPOXY RESIN. 2-part structural adhesive bonds metal aircraft parts; also bonds glass, wood, and Plastic laminates to themselves and each other. Kit includes adhesive base and catalyst, makes quantity shown. Catalyst not included in Type III adhesives.

Curing time and temperature

Type I. When subjected to a temperature not to exceed 164 degrees Fahrenheit (74 degrees Celsius) at the bonding line, the type I adhesive shall cure in 1 hour. At a temperature of 86 degrees plus 2 degrees Fahrenheit (30 degrees plus 1.1 degree Celsius), the cure time shall not exceed 7 days.

00-900-6296 1 pt can
00-270-8137* 1 qt can
* Metal to metal bonding

HEAT RESISTANT EPOXY. Film or paste form. For use in bonding primary and secondary structural and external metallic air-frame parts which will be exposed to temperatures within Minus 67 degrees to 500 degrees Fahrenheit.

No T-peel or blister detection

00-152-0028 6 oz cartridge

RED PASTE ADHESIVE. Used as a smoothing compound for exterior aircraft surfaces.

01-208-6003 1 qt kit

GRAY PLASTIC EPOXY. Separate catalyst included. Used as a high temperature-resistant adhesive for rocket motors.

00-016-8662 1 qt kit

TWO COMPONENT EPOXY FOR AEROSPACE APPLICATION. Kit contains 2 pounds of base and a curing agent that mix to form an epoxy. Refrigerate at or below 40 degrees Fahrenheit to insure maximum shelf life.

01-193-6717 1 kit

ELECTRICAL/ELECTRONIC

CONDUCTIVE PLASTIC EPOXY. Resistivity .003 ohms/cm. Paste form. Used primarily to install static discharger bases to exterior aircraft surfaces; also suited for applications such as conductive paths on circuit boards or grounding and bonding metal components without welding, brazing, or soldering. May also be used where hot soldering is impractical such as to nichrome wire or conductive plastics, or in locations which cannot be subjected to high temperatures. May also be used for preparing electrodes on specimens used to measure capacitance and loss characteristics. Cost and conductivity requirements would govern choice of types. Proper surface treatment is necessary for all bonds. Catalyst, Silver color dye and heat vulcanizable features included. Kit type. Store below 80 degrees Fahrenheit in absence of direct light.

00-728-2887 1 oz tube

RTV SILICONE RUBBER ADHESIVE PASTE. Non-corrosive, high strength, one part, ready-to-use silicone rubber. For encapsulating and sealing corrosion sensitive electronic equipment; also bonds ceramics, glass, metals, most plastics, and silicone rubber. Cures at room temperature. Withstands long term exposure at Minus 75 degrees to 300 degrees Fahrenheit, and short term exposure to 500 degrees Fahrenheit. Store below 80 degrees Fahrenheit.

Soft, spreadable

00-118-2695 3 oz tube White
00-117-8510* 3 oz tube Clear
00-938-1535 12 oz cartridge White
00-144-9774* 12 oz cartridge Gray
* Non Spec Item

Self-leveling liquid

01-009-1562 3 oz tube Clear

GRAY SILICONE RUBBER ADHESIVE PASTE. Used for encapsulating electrical components. Operating temperature 600 degrees Fahrenheit.

00-145-0020 3 oz tube

LIQUID EPOXY RESIN. Used to insulate transformer windings. Store below 80 degrees Fahrenheit.

00-822-6430 1 qt can

FLOOR AND DECK COVERINGS

LIQUID PLASTIC EPOXY ADHESIVE. For bonding plastic vibration damping tiles to ship structures. 2 part kit, epoxy resin and hardener. Combustible liquid store in Combustible Liquid Storeroom. Slightly Hazardous, Flash Point above 200 degrees Fahrenheit. Stable.

00-903-5081 1 gal kit

COATED (OR TREATED) FABRICS

POLYCHLOROPRENE (NEOPRENE) PLASTIC ADHESIVE KIT. For joining neoprene rubber coated items used in repairing life vests, exposure or wading suits, aircraft rescue boots, etc. Room temperature cure. Heat stable to 140 degrees Fahrenheit, 6 hour work-life. Retains brushing quality, has 6 month shelf life. Kit includes base compound and separate catalyst. Store below 80 degrees Fahrenheit.

00-515-2246 1 pt kit
00-142-9913* 1 qt kit
* Heat cure for manufacturer

GENERAL and MULTI-PURPOSE

LIQUID CYANOCRYLATE ADHESIVE. Bonds rapidly at room temperature. Medium viscosity. Use only where rapid joining of porous and non-porous material is primary concern. Not waterproof. Store at 50 - 80 degrees Fahrenheit.

01-024-6988 12 - 3 gm tubes
00-142-9193* 10 - 1 oz plastic bottles
00-826-3535† 16 oz bottle
* Low viscosity
† Synthetic resin

LIQUID CELLULOSE NITRATE BASE ADHESIVE SEALANT. Clear, waterproof, flexible cement for repairing and mending textile, wood, china, glass, metals, paper, leather, and some plastics. Also anchors glass, metal, and plastic lab equipment. Dries tack-free in 5 minutes.

00-270-8150 1.750 oz tube

2 PART EPOXY RESIN ADHESIVE PASTE. Repairs and bonds metals, porcelain, ceramics, leather, wood, and other porous materials. Contact type 20 - 30 minutes work-life. Cures at room temperature in 24 hours or in 1 hour at 164 degrees Fahrenheit. (DO NOT USE FOR STRUCTURAL OR HIGH-STRESS BONDING.)

01-034-0401* —
* Non Spec Item

2 PART MODIFIED AMINE EPOXY RESIN

CLASS 8040

ADHESIVE PASTE. Aluminum or Gray colored. For bonding Rubber, metal, wood, Plastic and masonry. Kit includes base and catalyst. Toxic substance, can be stored in General Storage. Slightly Hazardous, Will Not Burn, Stable.

00-145-0432 1 pt kit
00-145-0530* 1 qt kit
* Gray color

SEMILIQUID RESIN. For cementing metals, woods and plastics. Kit includes separate catalyst.

00-092-2816 4 gm box

2 PART PASTE EPOXY RESIN KIT. For repairing printed circuits, strain gages, porcelain, and plexiglass. Cements, glass pyroceram and Aluminum to glass, and metal to plexiglass. Store below 80 degrees Fahrenheit.

00-061-8303 3.35 oz tube

2 PART PLASTIC EPOXY RESIN ADHESIVE PASTE, METAL FILLED. Light gray colored. An epoxy based adhesive, using a Polyamide activator, in general, may be expected to act as an adhesive, sealing compound, or molding compound for both general purpose and structural applications, such as fairing surfaces. Cured adhesive can be sanded, filed, or machined with conventional tools. This adhesive will bond to Steel, Iron, Aluminum, Glass (not pyrex), Concrete, Ceramics, porcelain, tile, marble, wood and thermosetting Plastics such as Phenolic, Polyester, or Epoxy. It will bond with less strength to Brass, Copper, and Lead. It is not recommended for Nickel, Tin, Zinc, or Thermoplastics such as Polyethylene. Proper surface treatment is necessary for all bonds. Store below 80 degrees Fahrenheit in absence of direct light. Combustible, General Storage, Slightly Hazardous, Flash Point above 200 degrees Fahrenheit. Unstable if Heated.

00-738-6429 11 oz tube

RTV DIMETHYLPOLYSILOXANE SILICONE RUBBER ADHESIVE. Gray paste form. Toxic, General Storage. Slightly Hazardous, Will Not Burn, Stable.

00-181-8380 2.8 oz tube

LIQUID SYNTHETIC RUBBER for bonding Vinyl Plastics, Nitrile Rubbers, leather and metal to themselves and to other materials. Flammable, Brown-Red liquid. Store in Flammable Liquid Store-room. Slightly Hazardous, Flash point below 100 degrees Fahrenheit, stable. Brown Red liquid.

CLEAR, FAST-DRYING RUBBER ADHESIVE. Bonds paper, cardboard, cloth glass, wood, Plastic-films, metal, and Foam Rubber. (NOT RECOMMENDED FOR STRUCTURAL OR DIELECTRIC-TYPE BONDING). 24 ounce aerosol can.

00-938-6860

HIGH-STRENGTH LIQUID NITRILE ADHESIVE. Butadiene acrylonitrile base bonds metals, glass, Plastics, and Synthetic Rubber. Also used as an overcoat for sealers and as a

primer for other adhesives. Resists oil, gasoline, and aromatic fuel. Store at 40 degrees minus 80 degrees Fahrenheit.

00-266-0824 2 oz tube

POLYCHLOROPRENE BASED ADHESIVE. Bonds Neoprene, reclaim, SB-R and Butyl Rubber gaskets. Clear, quick drying and has medium bonding range and is water, oil and grease resistant. Apply by brush.

01-068-2423 1 pt can

PLASTIC ADHESIVE EPOXY. Bonds metal, wood and Plastic. Consist of 3 ounce base and 3 ounces of hardener. Minimum order, 5.

00-539-7798 6 oz kit

RUBBER ADHESIVES FOR LIGHT-STRESS BONDING ONLY. Air drying liquid. Bonds duck, leather, felt, cork, and similar porous materials to each other, in combination, and to Aluminum, Steel, Rubber, Plastics, and wood. (NOT FOR STRUCTURAL USES, OR FOR LIFE RAFTS, INFLATABLE BOATS, RADOME COVERS, PONTOONS, DE-ICER BOOTS.) Apply by brush. Store at 40 degrees to 85 degrees Fahrenheit.

OIL RESISTANT

Chloroprene Rubber base. Bonds Natural Rubber; best for neoprene. (NON-RESISTANT TO FUEL.)

00-664-4318 1 pt can
00-290-4301 1 qt can

FUEL RESISTANT

Butadiene Acrylonitrile Rubber base. Best for bonding Buna-N and Vinyl compounds.

00-152-0063 2 oz bottle
00-262-9011 1 pt can

NONSTRUCTURAL ADHESIVE FOR BONDING VULCANIZED RUBBER TO STEEL. Fast drying liquid, develops strength quickly. Use with reclaimed Neoprene, SB-R and Butyl Rubber gaskets, matting etc. Bonds Rubbers to themselves and to metal, wood, most surfaces. Store below 80 degrees Fahrenheit.

00-832-6173 5 oz tube
00-273-8716 1/2 pt can
00-273-8717 1 pt can
00-165-8614 1 qt can
00-843-3461 1 gal can

RTV SILICONE RUBBER ADHESIVE/SEALANTS FOR MULTI-PURPOSE USE. One-part ready to use, high strength Silicone Rubber for electrical and mechanical sealing. Bonds ceramics, glass, metals, most Plastics, and cured Silicone Rubber. Acetoxy type may cause slight corrosion to various metals; nonresistant to fuels. Cures at room temperature, dries tack-free in 1 hour. Stays flexible from minus 75 degrees to 300 degrees Fahrenheit, short term to 500 degrees Fahrenheit. Store below 80 degrees Fahrenheit. Size and color shown below.

SOFT, SPREADABLE THIXOTROPIC PASTE

	Size/Oz	Color
00-843-0802	3	Clear
00-701-9546	5	Clear
00-833-9563	5	White
00-851-0211	5	Black
01-010-8758	12	Clear
00-225-4548	12	White
00-865-8991	12	Black
00-142-9823	12	Aluminum
00-902-3871*	3	Red
00-941-9984*	6	Red

* Withstands temperatures up to 600 degrees Fahrenheit

SELF-LEVELING LIQUID

	Size/Oz	Color
00-145-0075	3 oz	White
00-877-9872*	3 oz	White

* For sealing surfaces in contact with food.

METAL PIPE

GRAY EPOXY PASTE. For cementing metal pipe valves. Fast curing, 3 minute application time. Kit includes equal parts resin and catalyst. Use at room temperature.

00-539-7798 3 oz each*

* Base and catalyst

PAPER TO PAPER

LIQUID RUBBER CEMENT. For general paper-to-paper bonding. Mounts photos, maps, drawings, and charts. Dries without wrinkling, curling, or staining paper; rubs off easily. One surface application provides temporary joining. For more permanent joining, apply to both surfaces. Follow directions on label.

00-266-7429 1 pt can

PLASTICS

SOLVENT TYPE POLYVINYLCHLORIDE (PVC) LIQUID CEMENT. For assembling rigid, hi-impact, PVC type pipe and socket fittings. Suitable for use with drinking water pipes and other applications. Brush consistency.

00-573-1502 1 pt can

PLASTIC FOAM-TO-METAL CEMENT. High initial bond. For bonding compressed cardboard insulation to metal surfaces in submarines. Fast-setting liquid. Use only in easily ventilated areas. Volatile solvent type.

00-550-8835 1 gal can

CLEAR, SPRAY ADHESIVE. Bonds Polyurethane and Latex foams. Aerosol can.

00-181-7761 24 oz

WATER RESISTANT CONTACT CEMENT. Bonds Formica and similar Plastic laminates to clean, dry, and smooth wood and metal surfaces. Also bonds, leather, wood, fabrics, unglazed ceramics, hardboards, carpet, and coverbase to themselves or each other. Neoprene Rubber/resin solvent material brushes easily.

00-779-9595 1 pt can
00-058-2399 1 qt can
00-754-2685 1 gal can

FIBERGLASS CLOTH ADHESIVE.
Low-viscosity, cures at room temperature and maintains strength at high temperature.

00-463-7042 1 qt kit

THERMAL INSULATION

FIRE RESISTANT INSULATION ADHESIVE.
For bonding and attaching thermal insulating materials to each other or to metal surfaces. Non-bleeding. Will not crack or craze paint coatings.

White liquid for bonding fiberglass cloth to unfaced fiberglass; for bonding Cotton brattice cloth to faced and unfaced fiberglass board; for sealing edges of, and bonding fiberglass tape to joints; and bonding logging cloth to insulation.

00-273-8708 1 gal can
00-273-8707 5 gal pail

Red paste for use with Asbestos free thermal insulation only. Fire-resistant for securing cloth to thermal insulation.

01-097-4518 1 gal can
01-101-3866 5 gal pail

UNCOLORED PASTE ADHESIVE. To be procured in accordance with Spec Mil-I-24244, Class A mandatory DCAS source inspection paragraphs 3.3, 4.2.2, 4.2.4.1, and 4.2.4.2. Combustible Liquid, store in Flammable Liquid Storeroom, Normal Material, Flash Point below 200:SD F., Stable.

01-154-4119 5 gal pail

PLASTIC THERMAL INSULATION. For use in the assembly of prefabricated parts from Plastic form insulation and for joining seams in Plastic pipe insulation.

Dispersed in water

00-145-0153 1 qt can

Dispersed in organic solvent

00-841-9773 1 pt can

POLYESTER RESIN. Pink colored paste. Used for repairing fiberglass and wood boats, automobiles, and fiberglass structures. Kit provides 50 square foot coverage per gallon.

01-091-3748 1 gal kit

PRIMER, ADHESIVE

SILICONE LIQUID PRIMER. Clear color. 1 pint can. Used to improve adhesion of Silicone Rubber compounds.

00-845-4304 1 pt can
00-083-8403* 1 pt can
* Pink colored

REPAIR KIT, PIPE, EMERGENCY DAMAGE CONTROL

THERMOSETTING EPOXY RESIN KIT. For repairing mettalic pipe and general purpose damage control. No heat required. Dries in 9 to 15 minutes. Kit includes: 4 cans (400 grams each) of resin and 4 bottles (100 grams each) catalyst.

00-542-3359

GROUP 81

CONTAINERS, PACKAGING AND PACKING SUPPLIES

CLASS 8105

BAGS AND SACKS

NOTE: As non-plastic alternatives to plastic items currently in use are identified, information will be provided through shopping advisory messages and the Afloat Shopping Guide. To help you shop more "wisely", items recommended for shipboard use will be annotated with "NP" by the National Item Identification Number.

BAG, GLOVE

White cotton duck cloth bag with standard opening. 15 inches high by 8 inches wide by 2-3/4 inches in diameter.

01-090-2737

40 POUNDS

	No.	W/In.	H/In.
00-271-1485 _{NP}	12	7.000	13.875
00-281-1429 _{NP}	25	8.250	17.875

	W/In.	H/In.	Color
00-726-5607*	40	48	A/A
* Except Red or Yellow.			

BAG, MAILING

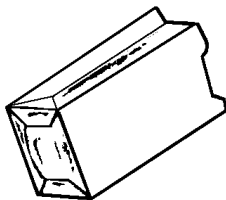
NATURAL COTTON MAILING BAGS with White cloth lined paper addressing tag. End opening with drawstring closure. For mailing small unbreakable articles such as parts, bolts, nuts, etc.



	W/In.	H/In.
00-281-3924 _{NP}	3	5
00-271-1511 _{NP}	6	9
00-290-3360 _{NP}	8	10

BAG, PAPER

BUFF COLORED KRAFT PAPER GROCER'S BAGS. Single wall, self-opening. Popular weight for normal service, heavy weight for hard or rough service. Commercial size shown.



POPULAR WEIGHT

35 POUNDS

	No.	W/In.	H/In.
00-281-1163 _{NP}	5	5.250	10.750
00-281-1425 _{NP}	8	6.250	12.875

60 POUNDS

	No.	W/In.	H/In.
00-543-7169 _{NP}	1/4	11	23-1/4

HEAVYWEIGHT

70 POUNDS

Diagonal strip pattern.

	No.	W/In.	H/In.
00-262-7363 _{NP}	1/6	11.000	23.250
00-022-1319 _{NP}	—	12.000	17.000

TRANSPARENT, WATERPROOF AND ELECTROSTATIC-FREE BARRIER MATERIAL BAGS. Top opening, flat type, heavy duty, with heat seal closure. For protection of material during transportation and storage under all climatic conditions.

	W/In.	H/In.
01-096-9527	5	8
01-097-4507	8	12
01-120-3375	—	—
01-096-9528	12	18
01-119-8109	18	18

CLEAR PLASTIC BAGS. For use in general packaging. End opening. Flat type with interlocking seal closure.

	W/In.	H/In.
00-837-7753	4	4
00-837-7754	6	6
00-837-7755	8	8
00-837-7756	10.500	11
00-837-7757	12	12

BAG, PILOT RELIEF

Disposable Plastic bag for the collection, retention, and temporary storage of urine. 12 inches long by 7 inches wide by 1/2 inch thick.

00-922-9469

BAG, PLASTIC

POLYETHYLENE PLASTIC. For use in general packaging and for lining trash and garbage cans. Not for use in packaging subsistence items.

FLAT TYPE

Heat seal closure

	W/In.	H/In.	Color
01-184-7159	20	21	Clear
00-299-8532*	20	40	Clear
01-195-8730*	24	23	Clear
00-200-0195	24	24	Natural
00-070-9496	30	30	Natural
01-183-9767	30	36	Clear
01-183-9768*	33	39	Clear
01-183-9769†	33	39	Brown/Green
00-579-8451	36	38	Clear
01-183-9764†	36	58	Brown/Green
00-759-0794	38	65	Clear

* Except Red or Yellow

† With ties

Looped/twisted wire closure

	W/In.	H/In.
00-191-3902*	50	65
00-191-3776	50	65
00-191-3701	50	76
00-025-1263*	50	76
* .008 inches thick		

TRANSLUCENT POLYOLEFIN PLASTIC. End opening. Flat type. Material in accordance with SPCC activity HX quality control. Wall thickness .006.

	W	H	Cap. Cu In.	Color
00-181-7898	8	10	300	Green
00-181-7899	12	24	1800	Green
00-181-7902	24	24	2100	Green
00-181-7912	24	40	3200	Green

CLEAR PLASTIC SANDWICH BAG. Flat bag with folding lock top.

CLASS 8105

00-773-7581 W/In. H/In.
6-1/4 5-1/2

RED PLASTIC BAG. Single wall. Contains asbestos fibers. Avoid creating dust breathing, asbestos dust may cause serious bodily harm.

01-086-5053

BAG, SAND

Intended for use in fortifications, breastworks, revetments, personnel shelters, bunkers, where a high degree of biodeterioration resistance is required. Not recommended for flood control. End opening with tiestring, olive drab color. 14 inches by 26 inches. Mildew resistant.

BURLAP

00-285-4744

POLYPROPYLENE PLASTIC

00-142-9345

BAG, STRAINER, PAINT

Nylon garter top. Size 24 by 18 inches. Color, White. 5 gallon container.

01-316-9816

BAG, TEXTILE

Flat, burlap bag with end opening.

00-179-0087_{NP} W/In. H/In.
26 40

Flat, white tubular bag. Tie string fastening device. Vinyl-nylon cloth. Marked "U.S.N. Airline Mask." White.

01-084-8645 W/In. H/In.
11-3/4 15-1/4

BAG, WASTE RECEPTACLE

Single wall, kraft, water resistant.

For use as a liner for BASKET, WASTE PAPER, NSNs 7520-00-281-5911_{NP} and 7520-00-285-5416_{NP}. 7 gallon capacity.

01-284-2923_{NP} W/In. H/In.
12 19

For use as a liner for WASTE RECEPTACLE, NSNs 7240-00-151-6629 or 7240-00-819-7735. 30 gallon capacity.

01-284-2924_{NP} W/In. H/In.
18 36

ENVELOPE, DRUG DISPENSING

White paper envelope 2.500 inches wide by 4.250 inches long with adhesive closure. Marked with Caduceus centered between the letters U and S at the top of either side. Preprinted with the following legend: NAME ____ Date ____ No. ____ Dr. ____ Keep Out of Reach of Children.

00-559-3051_{NP}

Plastic, Polyethylene bag. Interlocking seal closure. 3 inches wide, 5 inches long. White block panel for inscribing medication dosage

instructions. Unit package quantity 1000.

01-099-0355

ENVELOPE, PACKING LIST

Water resistant Polyethylene Plastic envelopes with safety fold. Flap closure with self-adhering adhesive fastening. Preprinted with the legend: Packing List Enclosed.

00-857-2247 W/In. H/In.
4.750 7.000
00-224-8485 4.750 7.000
00-139-1276 5.000 8.500

Plastic Vinyl material with interlocking seal, clear color, 5 eyelet attaching provision. Bright Red reinforcing strip 1.125 inches by 5.750 inches located above seal closure.

00-334-4120 W/In. H/In.
5.500 8.250

SACK, SHIPPING

CUSHIONED, WATER RESISTANT, DOUBLE WALL KRAFT PAPER SHIPPING SACKS. For exterior packaging in the shipment of publications and small parts up to 10 pounds.

00-290-0340_{NP} W/In. H/In.
6 10

CLASS 8110 DRUMS AND CANS

NOTE: As non-plastic alternatives to plastic items currently in use are identified, information will be provided through shopping advisory messages and the Afloat Shopping Guide. To help you shop more "wisely", items recommended for shipboard use will be annotated with "NP" by the National Item Identification Number

CAN, FRICTION TOP

ROUND, TIN PLATED STEEL CAN. Double seamed ends. Multiple friction top lid. Can capacity listed.



00-178-8289_{NP} .50 pt
 00-178-8290_{NP} 1 pt
 00-178-8291_{NP} 1 qt
 00-178-8292_{NP} 1 gal.

CAN, SCREW CAP

OBLONG SHAPED TIN PLATED CANS. Double seamed ends. Screw cap closure. Enamel exterior with fold over wire handle.

1 QUART CAN. Round 3.5 inch diameter by 7.5 inches high by 2 inches long. Marked "Gasoline" with flexible 3/16 Polyethylene spout.

00-859-2224

1 GALLON CAN. Rectangular 4.125 wide by 6.625 long by 9.5 high fixed handle.

00-178-8280_{NP}

5 GALLON CAN. Square with wire loop handle any acceptable width, height and length.

00-598-8087_{NP}
 00-248-9624_{NP}*†
 * Fixed handle
 † Rectangular or square

DRUM, HAZARDOUS MATERIAL DISPOSAL

OPEN HEAD. Sized to accept drums to 24 inch diameter and 36 inches high. 85 gallon capacity.

01-101-4055

DRUM, HAZARDOUS MATERIAL RECOVERY

OPEN HEAD. 2 dispensing outlets in cover, 0.750 inch and 2 inch. Sized to accept drums to

24 inch diameter and 36 inches high. 85 gallon capacity.

01-101-4056

DRUM, SHIPPING AND STORAGE

PLASTIC, POLYETHYLENE REUSABLE DRUM. Fixed external handles either on the sides or on the top. Drum has a bung and a vent located on the top.

Cap./Gal.

01-150-0677 55

16 GAGE STEEL NONREUSABLE DRUM. Removable cover with locking ring closure. Three expanded rolling hoops.

Cap./Gal.

00-030-7780_{NP} 55

16 GAGE STEEL REUSABLE DRUM. Rolling hoop type expanded outward. Drum has a painted outside surface with a bung and vent on the ends. Closed head and straight side.

Cap./Gal.

00-597-2353_{NP} 55

18 GAGE STEEL, NEW, REUSABLE DRUMS. For corrosive-noncorrosive materials.

NOTE: For corrosive material an appropriate liner must be used. Drum is not to be used for lubricating oils, hydraulic fluids and fuel.

Phosphate coated inside and enamel coated outside surface. 3 rolling hoops. Letters "U.S." embossed on drum. Stenciling on drum reads. Removable bolted type locking ring.

Cap./Gal.

00-292-9783_{NP}* 55
 * 2 rolling hoops

FOR MILITARY MATERIAL

Enamel coated inside and outside surfaces. 2 rolling hoops. Removable cover. Drum capacity listed.

Cap./Gal.

00-146-1588_{NP} 20
 00-866-1728_{NP} 30
 00-044-2984_{NP} 22

Cap./Gal.

00-030-7780_{NP} 57
 00-082-2625_{NP} 27
 00-082-2629_{NP} 45
 00-118-5765_{NP} 80
 00-820-0854_{NP} 38

18 GAGE STEEL NONREUSABLE DRUM. Features a removable cover with a locking ring type fastening closure. 3 rolling hoops.

Cap./Gal.

00-366-6809_{NP} 30

22 GAGE STEEL, NEW, REUSABLE DRUMS. Enamel coated inside and outside. Removable cover and locking ring fastening closure. 3 rolling hoops. Capacity in gallons listed.

Gal.

00-431-8670_{NP} 3

TUBE, MAILING AND FILING

ROUND, UNTREATED CHIPBOARD mailing and filing tubes. Spiral wound, 3 piece telescopic type with metal ends and fixed metal cap. Marked with letters "U.S." on each end. Used for storage and shipment of maps, blueprints, etc. 2 inch diameter unless noted.

SCREW CAP

	Dia	Lg/In.
00-188-6974 _{NP}	1.5	36
00-160-9220 _{NP}	1.75	16
00-754-2591 _{NP}	2	12
00-840-8536 _{NP}	2	24
00-291-0345 _{NP}	2	36
00-291-0346 _{NP}	2	42
00-188-6974 _{NP}	3	31
00-271-1508 _{NP}	4	39
00-271-1509 _{NP}	4	43
00-298-2046 _{NP}	5.375	30.375
00-725-1471 _{NP}	6	40

TELESCOPIC

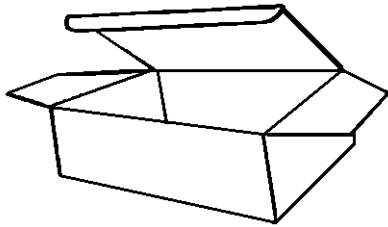
	Dia	Lg/In.
00-264-5498 _{NP}	2.5	37
00-281-1176 _{NP}	4	24
00-142-9335 _{NP}	4	39
00-142-9336 _{NP}	4	43
00-271-1510 _{NP}	5	24
00-725-1474 _{NP}	6	30
00-725-1470 _{NP}	6	47
00-725-1468 _{NP}	6	70
00-725-2948 _{NP}	6	76
00-725-4236 _{NP}	6	80

CLASS 8115 BOXES, CARTONS AND CRATES

NOTE: As non-plastic alternatives to plastic items currently in use are identified, information will be provided through shopping advisory messages and the Afloat Shopping Guide. To help you shop more "wisely", items recommended for shipboard use will be annotated with "NP" by the National Item Identification Number.

BOX, FOLDING

SOLID CHIPBOARD, manila lined, folding box. Automatic fold type. Glued bottom and sides. Used for packaging items 20 pounds or less.



00-527-2302_{NP} 10 x 6 x 4 in. dp

BOX, MAGNETIC TAPE

CORRUGATED FIBERBOARD, with kraft liner on mottled white surface. Folder type corrugated insert. Holds one reel. Two thumbholes on open end of outer slide. Inside dimensions listed in inches. 10 each per package.

For 1/2 inch by 14 inch diameter reel.

00-432-6730_{NP} 14-1/4 x 14-1/2 x 29/32

BOX, PATHOLOGICAL SPECIMEN SHIPPING, INSULATED

For storage and shipment of frozen or refrigerated specimens and biologicals in dry or wet refrigerant. Plastic with removable cover and carrying strap. 30 pounds issue weight. Inside dimensions 16 inches long by 16 inches wide by 13 inches high.

00-226-1199

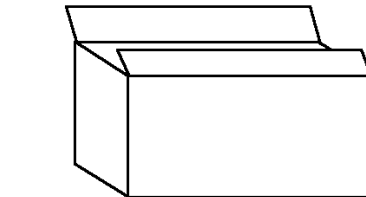
BOX, PLASTIC, INSULATED

Vacuum formed ABS thermoplastic. Slate Gray color. 2 draw catch hasp. Interior size 12 inches long by 8 inches wide by 6 inches deep.

01-077-4939

BOX, SHIPPING

SINGLE WALL CORRUGATED BOXES. Used as shipping containers or interior packaging.



DOMESTIC CLASS

Grade 125 PSI

	Lg/In.	W/In.	Dp/In.
00-290-5494 _{NP}	8	5	4.5

Grade 200 PSI

	Lg/In.	W/In.	Dp/In.
00-179-0570 _{NP}	10	8	6
00-179-0575 _{NP}	12	10	8
00-290-3370 _{NP}	12	12	12
00-290-3387 _{NP}	18	18	18

Grade 275 PSI

	Lg/In.	W/In.	Dp/In.
00-079-8682 _{NP}	14	14	10
00-179-0575 _{NP}	16	10	8
00-079-8745 _{NP}	16	16	16
00-782-3936 _{NP}	17	13-1/2	12
00-179-0579 _{NP}	18	12	10
00-179-0580 _{NP}	18	14	18
00-079-8823 _{NP}	20	20	20
00-179-0547 _{NP}	24	12	24

WEATHER RESISTANT CLASS

Grade (W6c) 175 PSI

	Lg/In.	W/In.	Dp/In.
00-183-9503	6	6	6

Grade (W5c) 275 PSI

	Lg/In.	W/In.	Dp/In.
00-183-9498	8	8	8
00-190-4950	9	6	6
00-183-9494	10	10	8

Grade (V3c) 400 PSI

	Lg/In.	W/In.	Dp/In.
00-190-5002	16	16	16
00-190-5007	18	15	10
00-190-5012	20	8	9
00-428-4183	20	20	12
00-428-4158	20	20	20
00-183-9481	24	16	12

TRIPLE WALL CORRUGATED BOXES. For use

when load exceeds limit of boxes.

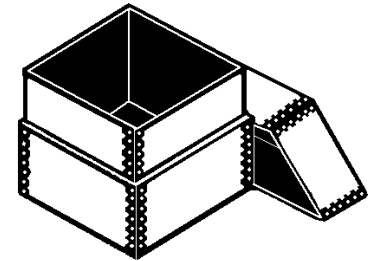
WEATHER RESISTANT CLASS

Grade 1100 PSI

Regular slotted box

	Lg/In.	W/In.	Dp/In.
00-993-2791	30	30	30
00-993-2790	40	28	28
00-559-9996	46	46	22
00-774-6562	48	40	36

FIBERBOARD, HIGH STRENGTH BOXES. DOUBLE WALL. Intended for the shipment of equipment, component parts and general supplies.

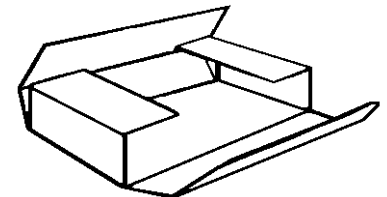


WEATHER RESISTANT CLASS

Half slotted box with cover.

	Lg/In.	W/In.	Dp/In.
00-926-4897 _{NP}	46.875	38.875	42.000

ONE PIECE FOLDER. Single wall, coated inside with Dupont surlyn D resin compound. Fiberboard, domestic variety. Non Spec item.



Grade (W5c) 275 PSI

	Lg/In.	W/In.	Dp/In.
00-117-8249	14.750	12.000	9.500

BOX, SMALL PARTS

PLASTIC BOX with hinged cover. All dimensions in inches.

CLASS 8115

WITHOUT MOUNTING HOLES.

6 COMPARTMENTS, (4.125 by 1.156 deep).

00-761-8912 8 4-1/16 1-3/16

CONTAINER, PLASTIC, MOLDED

DOMESTIC SERVICE

5 GALLON CAPACITY. Intended for use as containers for liquids, powders or pastes. Commonly used for the transportation or storage of food or beverage.

00-145-0038

KIT, FUEL SAMPLING

DURABLE, REUSABLE sampling kit. Completely assembled. Kit consists of four 32 ounce bottle sampling containers with closures, cushioning material exterior container, and sampling tags.

For use in transporting aviation fuel samples by ground or air travel.

00-719-4111

MAILER, DISKETTE

CORRUGATED FIBERBOARD

Data pak. Holds five 5.250 inch disks. For use in the shipment of computer diskettes. Inside dimensions 5.875 inches wide by 5.875 inches high by .875 inches long. 12 count per pack. This is a non-Spec item.

01-262-9613_{NP}

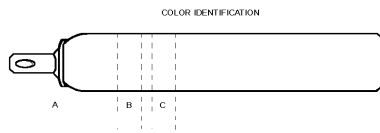
REPLACEMENT KIT, FUEL SAMPLING

This kit contains four 32 ounce sampling bottles with closures and four tags. Used with fuel sampling kit 8115-00-719-4111.

00-717-8572

CLASS 8120 COMMERCIAL AND INDUSTRIAL GAS CYLINDERS

NOTE: As non-plastic alternatives to plastic items currently in use are identified, information will be provided through shopping advisory messages and the Afloat Shopping Guide. To help you shop more "wisely", items recommended for shipboard use will be annotated with "NP" by the National Item Identification Number.



CYLINDER, COMPRESSED GAS

NOTE: CYLINDER CAPACITY, COLOR CODED GAS IDENTIFICATION MARKINGS, AND MILITARY STANDARDS OR SPECIFICATIONS ARE AS LISTED.

ACETYLENE

Cylinder color marked; A-Yellow, B-Yellow, C-Yellow with Yellow body.

Nonshatterproof. 250 PSI maximum operating pressure. Furnished with Valve, Type designation V2-511-1.

Cap. Cu
Ft

00-268-3360 225

ARGON GAS

Cylinder color marked; A-Gray, B-White, C-Gray with Gray body.

Shatterproof. Furnished with valve. Maximum operating pressure shown below.

Cap. Cu PSI
Ft

00-282-8077 246 2491

CARBON DIOXIDE (CO2)

Cylinder color marked; A-Gray, B-Gray, C-Gray, with Gray body.

Shatterproof. 2265 PSI maximum operating pressure. Furnished with valve. Type designation V15-321-1.

Cap. Cu Ft

00-181-8082 50

DICHLORODIFLUOROMETHANE

Cylinder color marked; A-Yellow, B-Orange, C-Orange with Orange body.

Shatterproof except where noted. 300 PSI

maximum operating pressure. Furnished with valve.

Cap./Lbs

01-337-1816† 45
 01-355-4017* 45
 01-355-4018 145
 * Non-shatterproof
 † Color: A-Orange, B-Orange, C-Orange

DICHLOROTETRAFLUOROETHANE

Cylinder color marked; A-Yellow, B-Orange, C-Orange with Orange body.

Shatterproof except where noted. 300 PSI maximum operating pressure. Furnished with valve.

Cap./Lbs

01-356-1245 57
 01-356-1246 165

HELIUM

Shatterproof. 2491 PSI maximum operating pressure. Furnished with valve .

OIL FREE, MEDICAL. Cylinder color marked; A-Buff, B-Gray, C-Gray with Gray body.

Cap. Cu Ft

00-244-6981 216

NITROGEN

Shatterproof. Furnished with valve. 2015 PSI maximum operating pressure and valve type designation.

WATER PUMPED. Valve V11-581-4. Cylinder color marked: A-Gray, B-Black, C-Black with Gray body.

Cap. Cu Ft

01-334-2902 104

OIL FREE. Valve V11-581-2,5 or 8. 2491 PSI maximum operating pressure. Cylinder color marked: A-Gray, B-Black, C-Black with Gray body.

Cap. Cu Ft

00-985-7275 226

OXYGEN (AVIATOR'S)

Cylinder color marked: A-Green, B-White, C-Green with Green body. 2265 PSI maximum operating pressure.

Shatterproof. Furnished with valve.

VALVE V39-541-2-5.

Cap. Cu Ft

00-282-8083 252

OXYGEN (INDUSTRIAL)

Cylinder color marked: A-Green, B-Green, C-Green with Green body.

Shatterproof. Furnished with valve.

VALVE V39-540-2-5. 2491 PSI maximum operating pressure.

Cap. Cu Ft

00-357-7992 247

CAP, COMPRESSED GAS CYLINDER

For use in the protection of gas cylinder valves against damage in shipping, handling, and storage. Caps are removable for access to valves.

COPPER ALLOY 360 overall with UNS threads approximately .468 inches long and 19 threads per inch. Special features include 4 equally spaced Number 24 holes. 5000 PSI special markings.

Thd Dia/In.

00-079-0544 0.650

NIPPLE AND NUT

BRASS nitrogen nipple. 1/4 inch NPT by 3 inches long. Right hand male nut threads 1.045-14 NGO. Used for pressures up to 5500 PSI.

01-263-6265

YOKE-ADAPTER, COMPRESSED GAS CYLINDER

For connecting commercial oxygen regulator to Size D and E oxygen cylinder. Pin indexed. Furnished with two washers, flush type valve, inlet filter size 45-60 microns, and labeled with "Oxygen" or symbol "O2" on the adapter. For use with inhalator 6505-00-342-5200, USP oxygen 6505-00-132-5181, and regulator 6680-01-174-6276.

00-550-8484

CLASS 8125 BOTTLES AND JARS

NOTE: As non-plastic alternatives to plastic items currently in use are identified, information will be provided through shopping advisory messages and the Afloat Shopping Guide. To help you shop more "wisely", items recommended for shipboard use will be annotated by the National Item Identification Number.

BOTTLE, APPLICATOR

SCREW CAP WITH DISPENSING SPOUT. Oval shape, opaque white, size 28 enclosure.

00-488-7952

BOTTLE, CARBOY

	Cap.	Dia/In.	H/In.
00-284-0147	5 gal	11.3	20.5

BOTTLE, DRINKING, WATER DISPENSER

GLASS OR PLASTIC, CLEAR, CYLINDRICAL SHAPED. Drinking fountain bottle.

	Cap./Gal.
00-132-9566	5

BOTTLE, PLASTIC

In accordance with Navy Ships Parts Control Center Activity HX quality control, manufacturing and Test Spec.

01-005-8906

BOTTLE, SCREW CAP

PLASTIC, POLYETHYLENE BOTTLE

Cylindrical round or oval shaped. With plastic screw cap. Used as container for mildly corrosive liquids.

CLEAR OR NATURAL COLOR

	Cap.	Dia/In.	H/In.
00-933-4414	5 drams	1.125	2.344
00-174-0855‡	4 oz	1.875	4.375
00-168-6828	4 oz	2.468	4.542
00-680-0141	8 oz	2.242	5.512
01-238-1382*	500 ml	—	—
01-022-1698	16 oz	3.5	7.0
00-819-6085	32 oz	3.75	8.5
00-910-6245	32 oz	—	—
00-174-0852	1 gal.	6.0	—
00-558-1641	2 gal.	7.5	16.0
00-075-6772	2 gal.	—	—
00-731-6016†	13 gal.	—	—

* Outlet tube has taper cone tip.

† Recessed hand grips molded into bottle.

Cap. Dia/In. H/In.

‡ White color

SELECTED AND TESTED FOR SPECIAL PROPULSION PLANT SYSTEMS

00-177-6095

FLINT GLASS, CLEAR

00-543-7699_{NP} 8 oz square shape
 00-378-9994_{NP} 32 oz round shape

JAR, SCREW CAP

GLASS, CLEAR, ROUND SHAPE.

	Cap./Oz.	Dia/In.	H/In.
00-297-1728 _{NP}	32.5	3.969	6.844

GLASS, SQUARE SHAPE. TWO PIECE SCREW CAP.

	Cap./Oz.	Dia/In.	H/In.
00-441-3492 _{NP}	1 pt	2.375	5.125

CLASS 8135

PACKAGING AND PACKING BULK MATERIALS

NOTE: As non-plastic alternatives to plastic items currently in use are identified, information will be provided through shopping advisory messages and the Afloat Shopping Guide. To help you shop more "wisely", items recommended for shipboard use will be annotated with "NP" by the National Item Identification Number.

CHIPBOARD

Intended for use as backing for tablets, pads, pictures, mirrors, photographs, binders or mail. Pounds per 1000 feet.

	Lg/Ft.	W/In.	Thk/In.	Lbs
00-290-0336 _{NP}	26	38	.025	90

CUSHIONING MATERIAL, PACKAGING

CELLULAR PLASTIC, TRANSPARENT FILM. Suitable for use within packages to protect items from damage due to shock, vibration, concentrated forces, contamination, and abrasion during handling and shipment.

	Lg/Ft.	W/In.	Thk/In.
00-926-8990	250	12	.187
00-926-8991	250	24	.500
00-142-9004	250	48	.500
00-142-9005	500	12	.188
00-142-9016	500	24	.188

POLYETHYLENE, ANTISTATIC AIRCAP (BUBBLE), Pink tint. Water resistant.

	Lg/Ft.	W/In.	Thk/In.
01-126-6275	375	12	.125

PLASTIC, OPEN CELL. Heat sealable, transparent. Suitable for use in inserts within transparent bags and envelopes to permit inspection of the contents, also used as bags, wraps, dunnage and as a filler.

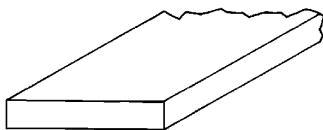
HEXAGONAL, ELECTROSTATIC FREE. With Top Laminate.

	Lg/Ft.	W/In.	Thk/In.
01-087-3603	375	12	.250

FOIL, METAL

ANNEALED ALUMINUM FOIL. For food packaging/preservation. Roll form in dispensing box.

	W/In.	Lg/Sq Ft
00-724-0551 _{NP}	18	500
00-721-9725 _{NP}	18	1000
00-952-7188 _{NP}	24	1000



	W/In.	Lg/Sq Ft
00-822-9433 _{NP}	12	1800

KIT, BANDING

Package contains one clamping tool, 100 foot by 1 to 2 inches. Stainless Steel strapping, and 100 Stainless Steel buckles.

01-015-4040

PAPER, KRAFT, UNTREATED

UNBLEACHED WRAPPING PAPER, ROSIN SIZED. For general wrapping purposes. Rolls are 9 inch diameter.

Paper width and base weight per 500 sheets of 24 by 37 inch sheets shown below.

UNTREATED, commercial Number 2.

	W/In.	Lg/Ft	Wt/Lb
00-290-3407 _{NP}	24	A/A	50
00-160-7760 _{NP}	24	500	60
00-160-7759 _{NP}	36	A/A	40
00-160-7768 _{NP}	36	820	60
00-160-7771 _{NP}	36	700	70
00-160-7770 _{NP}	36	500	80
00-160-7769 _{NP}	48	A/A	60
00-160-7778 _{NP}	48	500	80

FIRE RETARDANT, light duty.

	W/In.	Lg/Ft	Wt/Lb
00-973-1835 _{NP}	24	900	50
00-966-2532 _{NP}	36	900	60
00-966-2533 _{NP}	24	900	60

PAPER, WRAPPING, PLASTIC COATED

Contains 5% post-consumer recovered material. 20 inches wide. White 1000 foot roll.

00-584-2698

PAPER, WRAPPING, WAXED

GENERAL PURPOSE. Wet waxed both sides. For use in galleys, bakeries, and commissaries for over-wrapping wax dipped packages.

	W/Ft.	Lg/Ft	Wt/Lb
00-264-3826 _{NP}	24	3000	34

PLASTIC SHEET

NORMAL IMPACT STRENGTH POLYETHYLENE, UNTREATED. Clear both sides. For use in general purpose packaging application. Water resistant, moderate moisture vapor resistance, and dust proof.

	W/In.	Lg/Ft	Thk/In.
00-584-0610	96	100	.004
00-579-6491	100	100	.006
00-579-6489	144	100	.006
00-618-1783	192	100	.006
00-579-6487	240	100	.006

POLYVINYL CHLORIDE or POLYETHYLENE. A soft, self-clinging film for packaging food or covering dishes or glasses. Commonly known as "household wrap", Clear color.

	W/In.	Lg/Ft	Thk/In.
00-043-5331	11.5	100	.0005
00-754-2692	12	1000	.0005
00-476-5268	18	6800	.0005
00-050-7698	54	150	.020

SEAL, STRAPPING

STEEL, CORROSION RESISTING. Clamp type, ears included.

	W/In.	Lg/In.	Qty/Box
01-030-1634 _{NP}	.500	1	1000

STEEL, ZINC COATED, DOUBLE NOTCHED. Used with crimping tools in joining and securing straps for banding packages and crates.

	Strap W	Seal type
00-239-5288 _{NP}	.750	open
00-239-5294 _{NP}	1.250	closed

STRAPPING

NONMETALLIC FLAT STRAPPING. Consisting of longitudinal cords of high tensile strength bonded with a plastic binder. Intended for use in securing packages and reinforcing bundles and containers to be stored under cover or inside storage. Breaking strength 467 pounds.

	W/In.	Lg/Ft
00-956-2151	.500	3900

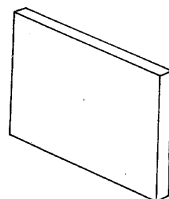
STEEL, NAILLESS. Used for securing multiple units on pallets or skids, for bundling loose or packaged material into bundles. Coil type package. Any acceptable length.

Organic coating

CLASS 8135

	W/In.	Thk/In.	Breaking Str/Lb
01-016-9995 _{NP} *	.625	.015	—
00-281-4071 _{NP}	.625	.020	1000
00-281-4069 _{NP}	.750	.023	1380
00-531-7721 _{NP}	1.250	.035	4750

* Non Spec Item, any acceptable coating, 200 feet long.



Zinc coated

	W/In.	Thk/In.	Breaking Str/Lb
00-286-8565 _{NP}	.625	.015	750
01-018-2858 _{NP} *	.625	.020	1000
00-283-0670 _{NP}	.750	.035	2850
00-283-0671 _{NP}	1.250	.035	4750

* 200 feet long

STEEL, CRES, NAILLESS. Low magnetic permeability where moderate corrosion resistance is required. 100 foot length.

	W/In.	Lg/Ft	Thk/In.	Breaking Str/Lb
01-023-4126 _{NP}	.500	200	.020	29.5
00-245-9439 _{NP}	.625	100	.030	1875

TAG, SHIPPING

FABRICATED CLOTH OR PAPER SHIPPING TAGS. With Cotton twine or Steel wire tie, and metal eyelet patch.

CLOTH SHIPPING TAG. With Steel wire tie.

	Lg/In.	W/In.	Color
00-178-9193 _{NP}	6.250	3.125	White

	Lg/In.	W/In.	Color
00-926-5252 _{NP}	5.250	2.625	Buff

PAPER SHIPPING TAG, DOMESTIC USE. With Cotton string tie.

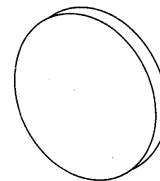
	Lg/In.	W/In.	Color
00-178-9151	3.125	6.250	White
00-292-2354*	4.750	2.375	Buff
00-178-9146	4.750	2.375	White
00-238-6917*	6.250	3.125	Buff

* Moisture/weather resistant.

TAG, STOCK MARKING

CIRCULAR PAPER SHIPPING TAG. Metal bound, twine tie. 9 to 12 inch tags. Designed for use on heavy or extensively handled material. White color.

	Dia/In.
00-239-1648 _{NP}	1.562
00-178-9200 _{NP}	2.250



	Dia/In.
00-985-6751 _{NP}	.938

TAPE, GUMMED

KRAFT PAPER TAPE. One side gummed with adhesive which quickly activates with water. Suitable for sealing, securing, and banding paper products and paperboard containers.

REINFORCED LAMINATED ASPHALT, nonstrippable. Water resistant. Not for use with food products.

	W/In.	Lg/Ft
00-926-4858 _{NP}	1-1/2	450
00-598-6097 _{NP}	3	450

WRAPPER, COIN

UNGUMMED PAPER, used for wrapping coins. Description of contents printed in Black letters in legend below. 1000 per box.

00-257-4890 _{NP}	\$ 2 Nickels
00-257-4888 _{NP}	\$ 5 Dimes
00-257-4886 _{NP}	\$10 Quarters

GROUP 83

TEXTILES, LEATHER, FURS, APPAREL AND SHOE FINDINGS, TENTS AND FLAGS


CLASS 8305

TEXTILE FABRICS

NOTE: As non-plastic alternatives to plastic items currently in use are identified, information will be provided through shopping advisory messages and the Afloat Shopping Guide. To help you shop more "wisely", items recommended for shipboard use will be annotated with "NP" by the National Item Identification Number.

CLOTH, BILLIARD

TABLE COVERS. Wool fiber material weaved in a twill type pattern. Weighs 17.2 ounces per yard and is cut approximately 60 inches wide. Nap on both sides. Unspinged.



00-261-8539 Navy Blue

CLOTH, BRATTICE

Cotton brattice cloth. For use as a laminate in repairing and covering the surface of fibrous glass insulation board. Weighs approximately 13 ounces per square yard and is approximately 30.500 inches wide. Used with fire resistant adhesive, NSN 8040-00-273-8708.

00-282-8042_{NP} Natural

CLOTH, BUNTING

ACRYLIC bunting cloth. Solid color untreated. Weighs 4.9 ounces per square yard and has a maximum width of 54 inches. Intense Visibility Range.

00-890-1986 Red

MERCERIZED COTTON bunting cloth. Solid color, untreated. Weighs 4.5 ounces per yard and is approximately 37.5 inches wide. For use in the manufacturing and repairing of signal, semaphore, ensign and other types of flags, including the United States flag.

00-984-9365_{NP} Black
 00-062-3323_{NP} Blue
 00-983-9378_{NP} Orange
 00-983-9379_{NP} Green
 00-841-2349_{NP} Blue

00-984-9366_{NP}* Red
 00-983-9385_{NP} Yellow
 00-983-9386_{NP} White
 * 60 inches wide

NYLON bunting cloth. Solid color, untreated. Weighs 2.7 ounces per yard and is approximately 60 inches in width. For use in the manufacture of various types of flags.

00-141-0931 Blue
 00-462-9060 Blue
 00-143-1202 White

CLOTH, CHEESECLOTH

For use with clothing and for cleaning and polishing operations. Unshrunk.

BLEACHED, White color. Weighs approximately 1 ounce per square yard and is 36 inches in width.

00-267-3015_{NP} Cotton

UNBLEACHED, natural color. Weighs 1.6 ounces per square yard and is 38.5 inches in width.

00-222-2423_{NP} Cotton

CLOTH, COATED

RUBBER COATED

NYLON KNITTED CLOTH. Chloroprene rubber coated one side. Orange color both sides. Weather resistant and waterproof. Weighs 19 ounces per square yard and is approximately 50.500 inches wide and .012 inches thick. Used in fabrication and repair of Mark V Anti-Exposure Coveralls.

00-045-8112

NYLON TWILL CLOTH. Chloroprene rubber coated one side. Weather resistant and waterproof. For use in the manufacture of pneumatic life preservers and waterproof garments. Width noted in inches. Colors are separated by coated and uncoated sides.

	Coated	Uncoated	W
00-060-9136	Orange	Ind. Orange	40.5

GLASS SATIN CLOTH. Silicone rubber coated both sides. Fire and abrasion resistant. 50 yards long. Used as a protective material during welding and cutting operations. Weight shown in ounces per Square yard.

	Color	W/In.	Weight
01-035-1057	White	38	33

VINYL PLASTIC COATED

GLASS PLAIN WEAVE CLOTH. Vinyl coated both sides. Aromatic hydrocarbon fluid, abrasion, corrosion, and fire resistant, waterproof. For use in aircraft insulation, acoustical and sound proofing blankets, warning streamers, aircraft flooring and decorative interior finish trim. Weight shown in ounces per square yard.

	Color	W/In.	Weight
00-514-4263	Gray	52	6.5
01-274-1640	Beige	36	3.2

VINYL AND RUBBER COATED

NYLON PLAIN WEAVE CLOTH. Coated both sides. Aromatic hydrocarbon fluid, fire, oil, and weather resistant treated. Waterproof. Weighs approximately 18 ounces per square yard. For use in the fabrication of covers and shelters.

Vinyl coated

	Color	W/In.
00-616-0022	Green	39
00-616-0020	White	39

Rubber coated

	Color	W/In.
00-878-1726	A/A	38
01-052-9381	Black	56

CLOTH, CRASH

SCOURED and BLEACHED plain white cotton toweling cloth. Weighs 5.8 ounces per square yard and is 17 inches wide. Unshrunk.

00-222-2424_{NP}

CLASS 8305

CLOTH, CURTAIN

ARAMID BASIC FIBER material. Fire resistant and abrasion resistant. Weights 5 ounces per square yard. Length and width not known.

01-322-7420

CLOTH, DRILL

Preshrunk cotton basic fiber material. Weights approximately 7 ounces per square yard and is at least 36 inches wide. Natural color. Intended for clothing and equipage items.

00-227-6139_{NP}

CLOTH, DUCK

FABRICATION. Cotton duck cloth for use in the fabrication of tentage and equipage items.

UNTREATED

Natural color, except as noted. Commercial Design Number (CDN), approximate weight (in ounces per square yard), is listed below.

PARACHUTE PACKS. Water repellent Nylon Duck cloth. For use in the manufacturing of parachute packs, equipage and other military items. Cloth weight listed represents weight of cloth prior to water treatment and is given in ounces per square yard.

	Color	Weight	W/In.
00-261-8515	Army Green	8.75	52
00-515-5513	Yellow	8.75	52
00-926-6870	Army Green	7.25	45
01-173-4436	Sage Green	7.25	56

CLOTH, FELT

GASKET. Wool and extraneous material. Gray color, nonwoven. Weights 2.5 pounds per square yard. 36 or 60 inch lengths. Corrosion and fire resistant, unspinged. Material is adhesive impregnated and pressure sensitive. For use in flanges of watertight or non-watertight ventilation heater ducts and as a damping material between dissimilar metals.

00-196-8816

CLOTH, FLANNEL

LIGHT WEIGHT. Plain weave cotton flannel cloth. Unshrunk and napped on both sides. Weights approximately 4.0 ounces per square yard. For use in the manufacturing of pajamas, gloves, glove linings, padding for front interlining of coats and interlining for caps.

	Color	W/In.
01-157-9676 _{NP}	White	60

HEAVY WEIGHT. Twill weave Cotton Flannel cloth. Unshrunk and napped on both sides. Natural color. Weights approximately 12.5 ounces per square yard, is approximately 54 inches wide and 30 yard long. Used for table felts.

00-170-9486_{NP}

CLOTH, LAMINATED

PROTECTIVE COVERS. Vinyl plastic chloride coated nylon base cloth. Fire and weather resistant and waterproof. Regular heavy duty, 3 ply, high strength and flexible. For general use in the fabrication of protective covers such as tarpaulins and truck covers. Weight and width as shown below.

18 ounces/square yard. 50 inches wide.

	Color
00-926-1584	Gray
00-926-1586	White
00-926-1585	Green
00-926-1587	Yellow
01-177-9211	Blue
01-092-8488	Black

10 ounces per square yard. 54 inches wide.

00-351-8345	Blue
00-405-2243	Blue and White
00-351-8346	Green
00-351-8347	Red
00-498-4099	White
00-351-8348	Yellow

INFLATABLE RAFTS. Natural or synthetic rubber coated, 2 ply, nylon base cloth. Weather resistant and waterproof. Special feature: cloth named parachute, one side - twill, other side. For use in inflatable life rafts. Color, weight and width as shown.

8.9 ounces per square yard. 45 inches wide.

00-132-5009	Blue
-------------	------

12 ounces per square yard. 38 inches wide.

00-926-6489	Blue/yellow
00-132-5010*	Blue
* 45 inches wide	

CLOTH, MUSLIN

Cotton fiber material, shrunk. Weights approximately 2.7 ounces per square yard. Approximately 36 inches wide and 40 yards long. White color.

00-170-9472_{NP}

CLOTH, NAINSOOK

FILTER and CLEANING CLOTH. Cotton fiber cloth. White color both sides. Unshrunk, plain weave. Weights approximately 3.2 ounces per square yard and is 44 inches wide. For use as a filter and in fabricating Grade A cleaning cloths.

01-152-3588_{NP}

CLOTH, NETTING

Nylon fiber cloth. Rib knit stitch type. 38 mesh count per square inch. White color. Weights .38 ounces per square yard and is approximately 41 inches wide.

01-273-6089

CLOTH, ORGANDY

Nylon fiber cloth. White color both sides. Scoured finish. Weighs approximately .875 ounces per square yard and is between 45 and 60 inches wide.

01-060-7464

CLOTH, OXFORD

Cotton basic cloth, Unshrunk. Weights approximately 6.8 ounces per square yard. Natural color. Fire resistant. 40 inches wide.

00-262-7309_{NP}

CLOTH, PLAIN WEAVE

CLOTHING FABRICATION. Aramid fiber cloth. Green color. Fire resistant. Heat set, anti-static and non-melting. Weights approximately 4.650 ounces per square yard and is approximately 60 inches wide. For use in the fabrication of special flight, shipboard and ground combat clothing.

01-147-2064

THERMAL INSULATION. Glass fiber cloth. Fire resistant. 60 inches wide by 50 yards long. For use in the manufacture of thermal insulation components, such as cloth lagging material or jacket over thermal insulation, a cover or outer layer on removable insulator pads, and as a facing for hull insulation board.

	Color	Weight/Oz.
00-148-7363 _{NP}	Natural	8.5
01-082-3030 _{NP}	Natural	8.5
01-058-4321 _{NP}	Natural	12.8
01-290-1775 _{NP}	Red	12.8
01-058-4320*	Natural	14.5
00-148-7364 _{NP}	Khaki	
01-290-1776 _{NP}	Red	17.7
* pre-applied re-wet adhesive		

CLOTH, SATIN

THERMAL INSULATION component manufacturing materials. Glass fiber. Natural color. Synthetic Resin treated. Satin weave, heavyweight. Weights approximately 13 ounces per square yard and is approximately 50 inches wide.

00-267-1574

WELDING. Thermal shielding for welding applications. Intended for use as a protective material during welding and cutting operations. Abrasion, fire, and mildew resistant. Natural color. Approximately 36 inches wide and 50 yards long. Approximate weight given in ounces per square yard.

Lightweight

Very pliable material used to shield against weld sparks.

01-035-1059_{NP} 19 oz.

Heavyweight

Slightly pliable material used to provide protection against metals during heavy welding and cutting operations.

01-035-1058_{NP} 35 oz.

RESIN LAMINATES. Fabrication of resin laminates and plastic sandwich materials used for structural parts, radio and radar antenna housings, fairings and other applications. Glass fiber material weighs approximately 9 ounces per square yard. Natural color.

Polyester laminates

W/In.

00-551-2203 _{NP}	38
00-530-0111 _{NP}	60

Epoxy laminates

W/In.

00-503-6961 _{NP}	38
---------------------------	----

CLOTH, SHEETING

SHRUNK cotton fiber material. Weighs minimum 4.4 ounces per square yard and is 54 inches wide. Bleached White, both sides.

00-205-0592_{NP}

CLOTH, TERRY

FILTER CLOTH, White Cotton fiber material. Weighs 8.700 ounces per square yard. Double face pile. 36 inches wide. For use in filtering feed water systems on ships driven by reciprocating engines.

00-965-4430

CORD, ELASTIC

Rubber and Cotton Elastic cord. Straight cord type. Natural color. Marked to indicate approximate date of manufacture. Breaking strength indicated in pounds. Diameter shown in inches.

DOUBLE BRAIDED cover. Designed for shock mount installation. 500 feet long.

	Strength	Dia
00-276-7575	120	.250
00-267-3114	300	.375
00-267-3115	400	.500
00-267-3117*	1000	.750

* 200 ft. length

SINGLE BRAIDED cover. For parachute packs or instrument mounts.

00-267-3116	45	.188
00-267-3119	75	.313

FELT STRIP

Narrow strips of wool fiber felt material. Approximately .250 inches thick and .312 inches wide. White color.

00-495-6774_{NP}

SCREENING, INSECT, NONMETALLIC

18 by 18 MESH

Vinyl Plastic treated glass fiber screening material. 18 by 18 mesh count per square inch. Filament size .0130 inch in diameter. Aluminum color. Fire and mildew resistant.

00-559-5045

WEBBING, TEXTILE

HERRINGBONE TWILL WEAVE. Cotton fiber material. For use in the manufacturing of various equipment such as: cargo chutes, drop kits, tie-down equipage, life raft belts, and crew bunk safety belts. Breaking strength shown in pounds.

	Color	Strength	Width
00-634-0265 _{NP}	Red	1900	3 in.
00-184-9479 _{NP}	Olive	3100	5 in.

HARD TEXTURE. Plain weave, single woven material. For use in tentage, clothing and equipage items. Breaking strength shown in pounds.

	Color	Strength	Width
00-263-2477 _{NP} *	Olive	550	1 in.
00-261-8851 _{NP} *	Olive	440	1.5 in.
00-634-1692 _{NP}	Red	585	2 in.
00-268-2436 _{NP}	Natural	1560	3 in.

* Mildew resistant; water repellent.

ORTHOPEDIC USES. Plain weave. Flat design. Natural color. Weighs 1.08 ounces per linear yard and is 1.5 inches wide with a 300 pound breaking strength. Used for orthopedic braces, corsets, leg traction apparatus, straps for back support, and balsa wood life rafts.

00-389-2300_{NP}

AVIATION USES. Lightweight plain weave. Flat design. Natural color. Weighs .11 ounces per linear yard and is .250 inches wide with a breaking strength of 80 pounds. Used for reinforcing tape on cloth under lacing cords of aircraft airfoil sections.

00-268-2411_{NP}

ELASTIC STRAND Cotton fiber material. Flat design. Weight shown in ounces per linear yard.

Light weight. Extra thin.

	Color	Weight	W
00-263-3601	Natural	0.38	0.5 in.
00-263-3600	Black	0.73	1.0 in.

Medium weight. Used for suspenders.

	Color	Weight	W
00-263-3602	Blk/Wht	2.30	1.5 in.

Heavy weight. Used for parachute packs and rip-cord grip pockets for parachutes.

	Color	Weight	W
00-262-1655	Olive	2.35	1.5 in.
00-989-7171	Gray	2.35	1.5 in.

AERONAUTICAL SAFETY equipment uses. Nylon webbing. Herringbone twill weave. Single woven. For use with parachutes and their accessories, tow target reinforcement, safety belts, bomb hoist and slings, tie-down equipment, and overrun barriers. Breaking strength shown in pounds.

UNTREATED

	Color	Weight	W
00-262-1643	Yellow	600	1.00 in.
00-260-6910	Olive	600	1.00 in.
00-260-6906	Olive	2500	1.00 in.
00-753-6527	Yellow	2500	1.72 in.
00-682-6803	Natural	6000	1.00 in.
00-782-2751	Natural	10000	1.75 in.

ABRASION RESISTANT

	Color	Weight	W
00-782-3224	Olive	600	0.75 in.
00-281-3012	Olive	1200	1.72 in.
00-082-2142	Olive	1500	2.00 in.
00-267-3009	Olive	2500	1.00 in.
00-281-3013	Olive	2500	1.72 in.
01-274-2132	Green	2500	1.72 in.
00-261-8585	Olive	4000	1.72 in.
00-811-1617	Red	4000	1.72 in.
00-530-1489	Olive	6500	1.72 in.
00-261-8846	Olive	9000	3.00 in.
00-261-8584	Olive	9500	1.72 in.
00-527-8245	Olive	10000	1.75 in.
01-234-8149	Black	4500	2.00 in.
01-274-2132	Green	2500	1.719

PARACHUTE CONSTRUCTION applications. Single plain weave, and tubular shape nylon webbing. Furnished with Yellow identification yarns.

	Color	Weight	W
00-082-5752	Natural	1000	0.50 in.
00-082-5751	Natural	2300	0.75 in.
00-082-5753	Natural	4000	1.00 in.
00-268-2455	Olive	4000	1.00 in.

PARACHUTE REINFORCEMENT and binding applications in parachute packs and similar usage. Double plain weave, and flat shape design Nylon webbing.

	Color	Weight	W
00-261-8579	Olive	1000	1.00
00-263-2472	Olive	1500	1.50

AIRCRAFT SAFETY BELTS and restraining harness applications. This flat design twill cloth is composed of a continuous filament polyester warp and bulked nylon filling, or a continuous filament polyester filling. Untreated, weighs approximately 2.6 ounces per yard.

CLASS 8305

	Color	Weight	W
00-543-7938	A/A	7000	1.72 in.

WEBBING, TEXTILE, INTEGRAL LOCKING SLOT

SLING MANUFACTURING. Sling manufacturing intended application. Nylon, flat design, Gray color. Abrasion resistant.

Special Features include: 2 inch long slots with 6 inches between slots, which equates to a 8 inch center to center spacing of slots. Snag resistant. Elastic strand provided. Weighs 2.2 ounces per linear yard and is 1.75 inches wide by 30 to 35 yards long.

	Color	Weight	W
00-016-6483	Gray	6000	1.75 in.

Special Features include: 1.25 inch long slots, with 3.75 inches between slots, which equates to a 5 inch center to center spacing of slots. Snag resistant. Weighs 1.25 ounces per linear yard and is 1.0 inch wide.

00-328-6714

CLASS 8310 YARN AND THREAD

NOTE: As non plastic alternatives to plastic items currently in use are identified, information will be provided through shopping advisory messages and the Afloat Shopping Guide. To help you shop more “wisely”, items recommended for shipboard use will be annotated with “NP” by the National Item Identification Number.

THREAD

COTTON THREAD, Z-TWIST. For machine and hand sewing. Size and put-up length shown.

GLAZED FINISH SHOE THREAD. 7 ply. Olive drab color.

00-917-3942_{NP} No. 8

NYLON THREAD, Z-TWIST. General purpose. For use in machine or hand sewing of clothing and equipage items, and air delivery and safety equipment.

NOTE: Soft finish, 3 ply nylon cord normally authorized for use in parachutes and other flight safety equipment.

SOFT FINISH. 3 ply nylon cord.

2725 YARD TUBE

	Size	Color
00-204-3787	FF	Green

2800 YARD TUBE

	Size	Color
00-275-2790	E	Brown
00-262-2770	E	Natural White
00-262-2772	E	Olive drab
00-616-0079	E	Sage Green
00-263-9931	E	Yellow

BONDED. 3 ply nylon cord. Olive drab.

	Size	Lg
00-244-0609	E	2500 yard tube
00-559-5211	6	387 1/2 yard tube

BONDED. 3 ply nylon cord. White.

	Size	Lg
00-244-0611	E	2500 yard tube

BONDED. 3 ply nylon cord. Sage Green.

	Size	Lg
00-204-3884	E	5000 yard tube

CLASS 8315 NOTIONS AND APPAREL FINDINGS

NOTE: As non-plastic alternatives to plastic items currently in use are identified, information will be provided through shopping advisory messages and the Afloat Shopping Guide. To help you shop more "wisely", items recommended for shipboard use will be annotated with "NP" by the National Item Identification Number.

FASTENER TAPE, HOOK

NYLON. For use as a closure on equipment and clothing items. For matching units, see FASTENER TAPE, PILE. Type II (8.0 millimeter hook).

U.S. ARMY

	W/In.	Color	Color/No.
00-106-5973	1	Green	106
00-450-9837	2	Green	106

U. S. AIR FORCE

	W/In.	Color	Color/No.
01-187-7773	4	Green	1509

U.S. NAVY

	W/In.	Color	Color/No.
01-032-7222	1	White	3054
00-454-9063*	1	Black	3230
00-935-6761	1	Black	3230
00-926-4931	2	Black	3230
00-916-8399	2	Black	3230
01-033-1734	2	Black	3230

* Type 1, (6.5 millimeter hook).

FASTENER TAPE, PILE

NYLON. For use as closure on clothing and equipment items. For matching units see: FASTENER TAPE, HOOK.

U.S. ARMY

	W/In.	Color	Color/No.
00-106-5974	1	Green	106

U.S. AIR FORCE

	W/In.	Color	Color/No.
00-405-2265	2	Green	1565

U.S. NAVY

	W/In.	Color	Color/No.
00-935-6763	.625	Black	3230
00-978-0113	1	Black	3230
01-032-7223	1	White	3054

	W/In.	Color	Color/No.
00-413-4504	1	Gray	3124
00-926-4930	2	Black	3230
01-033-1735*	2	Black	3230

* With pressure sensitive backing.

NEEDLE, SAILMAKER'S

STEEL. Straight round shank with triangular shaped fine point and long eye. Packed 25 in a paper folder. For use in sewing and repairing canvas.



	Size/No.	Lg/In.
00-163-1547 _{NP}	14	2.75

NEEDLE, UPHOLSTERER'S

STEEL. Curved shank with 3 square point. For general use.

	Size No.
00-237-4958 _{NP}	3

PIN, SAFETY

Brass, or Steel, Nickel plated. 48 or 72 count.

	Size/No.	Lg/In.
00-787-8000 _{NP}	2	1.500
00-787-7000 _{NP}	3	2

STRIP, COATED CLOTH

Nylon plain weave, Green, U.S. Air Force 1511, chloroprene rubber both sides, 1 inch width.

00-078-2958

TAPE, MEASURING

TAILORS. Yellow color, coated, cotton cloth. 60 inch length, with .125 inch graduations. Furnished with metal end clip, securely clinched, at each end.

Linen or cotton, woven or fiber, synthetic. 1 millimeter and .125 inch graduations.

	Lg/In.	W/In.
00-782-3520	72	.500

TAPE, TEXTILE

GLASS. Plain weave. For use as a lagging material or jacket over thermal insulation and as a facing for hull insulation board. Fire resistant. 50 yard roll.

	W/In.	Color
01-100-9066 _{NP}	1.5	Tan
01-100-9067 _{NP}	2	Tan
00-267-1632 _{NP}	2	White
00-267-1629 _{NP} *	3	White
00-267-1633 _{NP}	3	White
00-267-1630 _{NP} *	4	White

* Fray resistant.

NYLON TWILL. Intended for use in parachutes and their accessories, tow target reinforcement, safety belts, bomb hoists and slings, tie down equipment and overrun barriers. 1800 pound breaking strength. U.S. ARMY.

	W/In.	Color	Color/No.
00-531-2449	3	Olive drab	7

NYLON REINFORCED TAPE

PLAIN WEAVE. For binding and reinforcing applications in parachute packs and equipment, 72 yard roll.

	W/In.	Color	Color/No.
00-253-6264	.500	Natural	—
00-176-8083*	.750	Olive Drab	7

* U.S. ARMY

GLASS. Continuous filament. Generally used in electrical insulation, also used in the manufacture of ammunition. Plain weave, natural color. 1296 inch roll.

	W/In.
00-290-8258 _{NP}	1

CLASS 8340 TENTS AND TARPAULINS

NOTE: As non-plastic alternatives to plastic items currently in use are identified, information will be provided through shopping advisory messages and the Afloat Shopping Guide. To help you shop more “wisely”, items recommended for shipboard use will be annotated with “NP” by the National Item Identification Number.

DROPCLOTH, PAINTER’S

COTTON DUCK

Recommended for use in the protection of floors against paint droppings because of the absorbent qualities of cotton, also for general protection of other items. Natural color. 9.850 ounces per square yard.

	W/Ft	Lg/Ft
00-205-1911	10	12

PLASTIC

Untreated. Intended for use as general protection and against atmospheric conditions where no fire hazard prevails. Transparent.

	W/Ft	Lg/Ft
00-068-7908	9	12

GUY

STEEL with Zinc surface. 185 foot wire rope. 4200 pounds breaking strength. Consist of 1 cable, 1 clamp, 1 thimble, 1 toggle and 1 bead assembly, and 1 electrical insulating tape.

	Lg/Ft
00-169-5298 _{NP}	185

STEEL. .625 inch diameter. Red shade 11136.

	Lg/In.
00-823-7451 _{NP}	12

CLASS 8345

FLAGS AND PENNANTS

NOTE: As non-plastic alternatives to plastic items currently in use are identified, information will be provided through shopping advisory messages and the Afloat Shopping Guide. To help you shop more "wisely", items recommended for shipboard use will be annotated with "NP" by the National Item Identification Number.

CORD AND TASSELS, FLAG

Made of Rayon fiber material. Yellow color. Approximately .275 inches in diameter and 102 inches long.

00-902-5126

COVER, MARITIME DAY SHAPE FRAME

Removable cotton duck cloth cover. Ball design, 24 inches in diameter and 30 inch length. Equipped with grommets and straps for fastening. Braided cotton lashing cord closure. For use in covering frames in maritime day signaling devices. See "Shape, Day, Maritime" NSN 8345-00-174-0453.

00-782-3468 Black

FLAG, INDIVIDUAL

Lightweight nylon bunting. Rectangular shaped.

	W/In.	Lg/In.	Type
01-178-7895	43	61	distance line

Admiral, eligible for command at sea.

	W/In.	Lg/In.	Type
00-241-2245	43	61	distance line
00-241-2246	22	32	with grommets

Vice Admiral, eligible for command at sea.

	W/In.	Lg/In.	Type
00-241-2237	43	61	distance line
00-241-2238	22	32	with grommets

Vice Admiral, not eligible for command at sea.

	W/In.	Lg/In.	Type
00-241-2240	43	61	distance line

Rear Admiral, eligible for command at sea.

	W/In.	Lg/In.	Type
00-241-2242	43	61	distance line
00-241-2243	22	32	with grommets

Rear Admiral Lower Half, eligible for command at sea.

	W/In.	Lg/In.	Type
01-119-5660	43	61	distance line
01-119-5661	22	32	with grommets

Deputy Secretary of Defense

	W/In.	Lg/In.	Type
00-237-4514	22	32	with grommets

FLAG, NATIONAL

EXECUTIVE OFFICES. U. S. A. National Flag, 50 star. For indoor use primarily in Executive Offices of the government. Nylon bunting with fringe. Items furnished: one cord with tassel.

	W/In.	Lg/In.
00-682-6860	52	66
00-130-3124*	52	66

* Furnished with 9 foot wood pole, flag stand, and eagle flagstaff head.

USA NATIONAL FLAG

U. S. A. NATIONAL FLAGS, 50 star. Hoist width and fly length shown below.

GENERAL USE

DISTANCE LINE. Lightweight nylon bunting. Cotton duck heading with distance line, ring and snap hook.

	W/In.	Lg/In.
00-656-1434	28.5	54
00-656-1435	42	80
00-656-1436	60	114
00-656-1438	107	204

GROMMETS. Lightweight nylon bunting. Cotton duck heading with grommets.

	W/In.	Lg/In.
00-245-2040	18	26
00-753-3230*	28.5	54
00-753-3234*	42	80

* Applique style

HEAVYWEIGHT INDOOR DISPLAY. Heavyweight nylon bunting cloth. Tube or tunnel type.

	W/In.	Lg/In.
00-753-5567	52	66

BATTALION ENSIGN. Lightweight nylon bunting. Tube or tunnel type.

	W/In.	Lg/In.
00-656-1437	62	78

UNION JACK FLAG

UNION JACK. 50 stars on Blue backing. Lightweight nylon bunting. Cotton duck heading with distance line, ring and snap hook.

	W/In.	Lg/In.
00-656-1446	23	32
00-656-1447	32	42
00-656-1448	58	82

FLAG, ORGANIZATIONAL

UNITED STATES NAVY organizational flags. Heavyweight nylon bunting. Rectangular shaped.

Naval Sea System Command

	W/In.	Lg/In.	Type
01-011-0445	43	61	distance line

US Navy

	W/In.	Lg/In.	Type
00-684-8733	52	66	tunnel/fringed

DON'T TREAD ON ME FIRST NAVY JACK.

Heavyweight Nylon. Rectangular. SIZE 5. Fly, 6.802 inches. Hoist, 5.818 inches.

01-499-5053

Heavyweight Nylon. Rectangular. SIZE 7. Fly, 3.802 inches. Hoist, 2.668 inches.

01-499-5049

FLAG, SIGNAL

Acrylic Bunting. Cotton duck heading with distance line, ring and snap-hook.

INTERNATIONAL ALPHABET CODE DESIGNATORS

Letter A, ALPHA

	W/In.	Lg/In.
00-935-0464	21	21
00-926-9977	52.5	52.5

Letter B, BRAVO

	W/In.	Lg/In.
00-935-0465	21	21
00-926-6803	35	35
00-926-9216	52.5	52.5
00-935-0589	69.5	69.5

Letter C, CHARLIE

	W/In.	Lg/In.
00-926-9978	52.5	52.5

Letter D, DELTA

	W/In.	Lg/In.
00-926-6804	52.5	52.5

Letter E, ECHO

CLASS 8345

W/In. Lg/In.
00-926-6806 52.5 52.5

Letter F, FOXTROT

W/In. Lg/In.
00-926-9217 52.5 52.5
00-935-0593 69.5 69.5

Letter G, GOLF

W/In. Lg/In.
00-926-9979 52.5 52.5

Letter H, HOTEL

W/In. Lg/In.
00-926-6807 52.5 52.5
00-935-0595 69.5 69.5

Letter I, INDIA

W/In. Lg/In.
00-926-6808 52.5 52.5

Letter J, JULIET

W/In. Lg/In.
00-926-6809 52.5 52.5

Letter K, KILO

W/In. Lg/In.
00-926-9980 52.5 52.5

Letter L, LIMA

W/In. Lg/In.
00-926-9219 52.5 52.5

Letter M, MIKE

W/In. Lg/In.
00-935-0476 21 21
00-935-0444 35 35
00-926-9981 52.5 52.5

Letter N, NOVEMBER

W/In. Lg/In.
00-935-0477 21 21
00-926-6001 35 35
00-926-9982 52.5 52.5

Letter O, OSCAR

W/In. Lg/In.
00-935-0478 21 21
00-935-0582 52.5 52.5

Letter P, PAPA

W/In. Lg/In.
00-926-9983 52.5 52.5

Letter Q, QUEBEC

W/In. Lg/In.
00-935-0453 35 35
00-926-9984 52.5 52.5

Letter R, ROMEO

W/In. Lg/In.
00-926-6813 52.5 52.5

Letter S, SIERRA

W/In. Lg/In.
00-935-0454 35 35
00-926-6811 52.5 52.5

Letter T, TANGO

W/In. Lg/In.
00-926-6003 52.5 52.5

Letter U, UNIFORM

W/In. Lg/In.
00-926-6814 35 35
00-926-9985 52.5 52.5

Letter V, VICTOR

W/In. Lg/In.
00-926-6815 52.5 52.5

Letter W, WHISKEY

W/In. Lg/In.
00-935-0486 21 21
00-935-0583 52.5 52.5

Letter X, X-RAY

W/In. Lg/In.
00-926-6816 52.5 52.5

Letter Y, YANKEE

W/In. Lg/In.
00-926-9986 52.5 52.5

Letter Z, ZULU

W/In. Lg/In.
00-926-6005 52.5 52.5

INTERNATIONAL NUMERAL CODE DESIGNATORS

Numeral 1 ONE

W/In. Lg/In.
00-935-0619 49 52.5

Numeral 2 TWO

W/In. Lg/In.
00-935-1839 49 52.5

Numeral 3 THREE

W/In. Lg/In.
00-935-0620 49 52.5

Numeral 4 FOUR

W/In. Lg/In.
00-926-6801 49 52.5

Numeral 5 FIVE

W/In. Lg/In.
00-935-0621 49 52.5

Numeral 6 SIX

W/In. Lg/In.
00-935-0622 49 52.5

Numeral 7 SEVEN

W/In. Lg/In.
00-935-0623 49 52.5

Numeral 8 EIGHT

W/In. Lg/In.
00-935-0409 49 52.5

Numeral 9 NINER

W/In. Lg/In.
00-935-0624 49 52.5

Numeral 0 ZERO

W/In. Lg/In.
00-935-0632 18 21
00-935-0625 49 52.5

MISCELLANEOUS DESIGNATORS

DAN BUOY. Cotton plane weave. Fluorescent Red and Yellow, both sides. 36 inches by 35 inches. Non-Spec Item.

00-233-4108

DIVISION designation. Acrylic bunting cloth. Rectangular shape. Blue, Red, White and Yellow colors, both sides. Distance line. Size listed in inches.

Size
00-914-7411 49 x 52.5

PORT designation. Acrylic bunting cloth. Rectangular shape. Red and White colors, both sides. Distance line. Size listed in inches.

Size
00-914-6082 49 x 52.5

SEMAPHORE designation. Acrylic bunting cloth. Rectangular shape. Red and Yellow colors, both sides. Size listed in inches.

Size
00-946-7899 18 x 18

SQUADRON designation. Acrylic bunting cloth. Rectangular shape.

Blue, Red, White and Yellow colors. Distance line. Size listed in inches.

Size
00-914-6079 49 x 52.5

FLAGSTAFF

BATTALION. Jointed two piece varnished wood type with one base and 2 ferrules. Graduated .5 inch base, 1.375 inch center, .625 inch top. 9 foot overall length.

00-252-0513

BOAT. One piece varnished wood with one flat type flagstaff head and 3 screws to permit mounting of flagstaff heads. 8 foot length. Graduated 1.5 inch diameter base to 1 inch diameter top.

00-205-0377

MARKING PENNANT. Jointed varnished wood type. 1 inch base diameter, 7 foot length.

00-148-9928

EXECUTIVE OFFICES. Primarily for use in Executive Offices of Government. Jointed wood, with hardware included. 9 foot length, 1.375 inch diameter. For 52 inch by 66 inch flag.

00-130-3135

FLAGSTAFF HEAD

POLISHED BRASS flagstaff heads. 3 screw attachment. For use with flagstaff 8345-00-205-0377. Height as listed.

SPREAD EAGLE ORNAMENT. For use in signifying an officer or official aboard who rates a 19 gun salute or more.



H/In.

00-205-0386

5-1/8

00-130-3146

8-1/4

HALBERD ORNAMENT. For use in signifying an officer or official aboard who rates more than an 11 gun but less than a 19 gun salute.



H/In.

00-205-0387

9-13/16

BALL ORNAMENT. For use in signifying a Navy Captain's rank or equal aboard.



H/In.

00-205-0385

4-3/4

STAR ORNAMENT. For use in signifying a Navy Commander's rank or equal aboard.



H/In.

00-205-0388

5-1/8

FLAT ORNAMENT. With rivets for attaching to wooden portion of flagstaff. For use in signifying below rank of Navy Commander aboard.



H/In.

00-369-3959

3-1/2

BATTLE AX ORNAMENT. For battalion use when topping the flagstaff of NSN 8345-00-252-0513.



H/In.

00-369-3958

9-3/4

PENNANT, AWARD

Lightweight nylon bunting with a cotton duck header, distance line, ring and snap-hook. Swallow tailed.

Navy Unit Commendation

W/In. Lg/In.

01-321-5600

16

34

01-321-5599

23

48

Meritorious Unit Commendation

W/In. Lg/In.

00-111-0340

16

34

00-111-0342

23

48

PENNANT, SIGNAL

Acrylic bunting with cotton duck heading, distance line, ring and snap-hook.

INTERNATIONAL CODE PENNANTS

Pennant 1

W/In. Lg/In.
00-935-0535
41 83

Pennant 2
W/In. Lg/In.
00-926-6024
41 83

Pennant 3
W/In. Lg/In.
00-926-9213
41 83

Pennant 4
W/In. Lg/In.
00-935-0402
41 83

Pennant 5
W/In. Lg/In.
00-926-6026
41 83

Pennant 6
W/In. Lg/In.
00-935-0403
41 83

Pennant 7
W/In. Lg/In.
00-935-0536
41 83

Pennant 8
W/In. Lg/In.
00-926-6027
41 83

Pennant 9
W/In. Lg/In.
00-926-9215
41 83

Pennant 0
W/In. Lg/In.
00-926-6028
41 83

INTERNATIONAL CODE MISCELLANEOUS DESIGNATORS

Answering
W/In. Lg/In.
00-935-0534
14 29
00-935-0411
41 83

First Substitute
W/In. Lg/In.
00-926-5989
41 83

Second Substitute
W/In. Lg/In.
00-935-0421
24 51
00-935-0539
41 83

Third Substitute
W/In. Lg/In.
00-935-0540
14 29
00-926-9207
24 51

CLASS 8345

00-926-5991 W/In. Lg/In.
41 83

UNITED STATES NAVY MISCELLANEOUS
DESIGNATORS

Black

00-914-6087 W/In. Lg/In.
41 83
00-914-6086 55 112

Church

00-480-5837 W/In. Lg/In.
35 104

Commission

00-233-5596 W/In. Lg/In.
13 48
00-233-5595* 24.5 72
* Tube and tunnel type

Corpen

00-926-5985 W/In. Lg/In.
41 83

Designating

00-935-0508 W/In. Lg/In.
41 83

Emergency

00-926-9209 W/In. Lg/In.
41 83

Flotilla and Broad Command

00-260-1153 W/In. Lg/In.
14 18
00-260-1152 24 31
00-260-1151 41 54

Formation

00-935-0415 W/In. Lg/In.
41 83

Fourth Substitute

00-825-1840 W/In. Lg/In.
41 83

Interrogative

00-926-9210 W/In. Lg/In.
41 83

Negative

00-926-5986 W/In. Lg/In.
41 83

Preparative

00-914-6084 W/In. Lg/In.
24 51
00-914-6085 39 83

Speed

00-926-5987 W/In. Lg/In.
41 83

Starboard

00-935-0519 W/In. Lg/In.
41 83

Station

00-935-0521 W/In. Lg/In.
41 83

Subdivision

00-935-0524 W/In. Lg/In.
36 41

Turn

00-926-9212 W/In. Lg/In.
41 83

SHAPE, DAY, MARITIME

Aluminum frame with removable Black, Red or White cotton duck cloth cover. For use aboard ship as a daytime signaling device in warning other vessels to stay clear of operations being conducted.

BALL DESIGN. Collapsible Aluminum frame

lacing cord and snap-hook with ring. For covers, see NSN 8345-00-782-3468.

00-174-0453 Black 2 foot dia.

DIAMOND DESIGN. 2 foot diameter by 4 foot length. Rigid aluminum frame. Fire, mildew and weather resistant. Water repellent treated.

01-101-1101 Black

SPEARHEAD SECTION, FLAGSTAFF HEAD

BRASS. Chrome plated finish. 3/16 inch width at top and 3-5/8 inch at widest point.

00-386-3780

STAND, FLAGSTAFF

CAST IRON with jeweler's gold finish. Flat base type. Socket 1.373 inch diameter, 4.5 inch depth. Overall dimensions 11.75 inch diameter, 5.0 inch height and 35 inches in circumference. Primarily for use in Executive Offices of Government.

00-130-3142

STREAMER, AWARD

RAYON, swallow tailed style. 2.750 inches by 3 feet.

Joint Meritorious Unit

01-169-5944

STREAMER, WARNING

"REMOVE BEFORE FLIGHT"

NYLON

Rectangular shape. Red color. Fire, oil, abrasion resistant, and/or waterproof. Dimensions shown in inches.

	Hoist	Fly
00-673-9992	3	24

GROUP 84 CLOTHING, INDIVIDUAL EQUIPMENT AND INSIGNIA

CLASS 8405 OUTERWEAR, MEN'S

NOTE: As non-plastic alternatives to plastic items currently in use are identified, information will be provided through shopping advisory messages and the Afloat Shopping Guide. To help you shop more "wisely", items recommended for shipboard use will be annotated with "NP" by the National Item Identification Number

NOTE: For additional information and state-of-the-art search capabilities, please access the DSCP web sight at <http://ct.dscp.dla.mil/Ascot/search.html>

CAP, KNIT

ENLISTED MEN'S watch cap, Navy Blue Wool.



01-006-1074 Universal size

CAP, UTILITY

CAMOUFLAGE Cotton Nylon Twill fabric. Woodland camouflage.

With Marine Corps Insignia

01-246-4176 X-Small
 01-246-4177 Small
 01-246-4178 Medium
 01-246-4179 Large
 01-246-4180 X-Large

Without Insignia

01-246-4181 X-Small
 01-246-4182 Small
 01-246-4183 Medium
 01-246-4184 Large
 01-246-4185 X-Large

COVERALLS, MEN'S

BLUE Cotton Twill material. One piece design with V-neck and slide fastener front closure. Features adjustment tabs on waist, sleeves, and leg bottoms, cargo pockets on thighs and left breast, belt and belt loops, knee patches, pocket flap and sleeve tab. Patch pocket inside left thigh and left breast with pencil opening. Fire resistant. Used by personnel in engineering spaces.

01-286-6336 36 Short
 01-286-6337 36 Regular

01-286-6338 38 Short
 01-286-6339 38 Regular
 01-286-6340 38 Long

01-286-6341 40 Short
 01-286-6342 40 Regular
 01-286-6343 40 Long

01-286-6344 42 Short
 01-286-6345 42 Regular
 01-286-6346 42 Long

01-286-6347 44 Short
 01-286-6348 44 Regular
 01-286-6349 44 Long

01-286-6350 46 Short
 01-286-6351 46 Regular
 01-286-6352 46 Long

01-286-6353 48 Regular
 01-286-6354 48 Long

COVERALLS, UTILITY

BLUE, Cotton Polyester Twill. One piece design with deep V-neck and button closure. Slide fastener front button sleeve. Patch pockets on both sides of front hip and breast.

01-450-0354 50 Regular
 01-450-0636 50 Long
 01-450-0641 52 Regular
 01-450-0639 52 Long

BLUE, Cotton Polyester material. One piece design with deep V-neck closed with button. Features patch pockets located on lower left front, left breast, lower right front, right breast, right and left hip. Front slide fastener closure.

01-057-3482 36 Short
 01-057-3483 36 Regular

01-057-3484 38 Short
 01-057-3485 38 Regular
 01-057-3486 38 Long

01-057-3487 40 Short
 01-057-3488 40 Regular
 01-057-3489 40 Long

01-057-3490 42 Short
 01-057-3491 42 Regular
 01-057-3492 42 Long

01-057-3493 44 Short
 01-057-3494 44 Regular
 01-057-5582 44 Long

01-057-3495 46 Short
 01-057-3496 46 Regular
 01-057-3497 46 Long

01-057-3498 48 Regular
 01-057-3499 48 Long

GREEN, Cotton Sateen, US Army 483. Slide fastener front, and hook-pile fastener on tape leg bottom and sleeves. Patch pockets both sides of hips, front and breast. Special Features: Pocket flap and side pass through with pencil opening on left breast pocket.

01-395-1114 Medium
 01-395-1135 Large
 01-395-1137 X-Large

HAT, SERVICE

ENLISTED MAN'S White hat. Cotton and Twill main body, turned up brim.



01-190-0028 6-1/2
 01-190-0029 6-3/4
 01-190-0030 7
 01-190-0031 7-1/4
 01-190-0032 7-1/2
 01-190-0034 8

JUMPER, MAN'S

BLUE Wool, Dress, pullover Jumper. Serge Wool, full length sleeve, single cuff. White stripes (3) trim cuff, collar and neck. Two White stars in corner of collar.



CLASS 8405

01-076-1911 36 Short
01-076-1912 36 Regular
01-076-1913 36 Long

01-076-1915 38 Short
01-076-1916 38 Regular
01-076-1917 38 Long
01-076-1918 38 X-Long

01-076-1919 40 Short
01-076-1920 40 Regular
01-076-1921 40 Long
01-076-1922 40 X-Long

01-076-1923 42 Short
01-076-1924 42 Regular
01-076-1925 42 Long
01-076-1926 42 X-Long

01-076-1927 44 Short
01-076-1928 44 Regular
01-076-1929 44 Long
01-076-1930 44 X-Long

01-076-1931 46 Short
01-076-1932 46 Regular
01-076-1933 46 Long
01-076-1934 46 X-Long

01-076-1935 48 Regular
01-076-1936 48 Long
01-076-1937 48 X-Long

01-076-1939 50 Regular
01-076-1940 50 Long

01-076-1899 52 Long
01-076-1900 52 X-Long

WHITE, Polyester Twill, pullover Jumper. Full length sleeve.

01-076-1953 36 Short
01-076-1954 36 Regular
01-076-1955 36 Long

01-076-1957 38 Short
01-076-1958 38 Regular
01-076-1959 38 Long
01-076-1960 38 X-Long

01-076-1961 40 Short
01-076-1962 40 Regular
01-076-1963 40 Long
01-076-1964 40 X-Long

01-076-1965 42 Short
01-076-1966 42 Regular
01-076-1967 42 Long
01-076-1968 42 X-Long

01-076-1969 44 Short

01-076-1970 44 Regular
01-076-1971 44 Long
01-076-3982 44 X-Long

01-076-1972 46 Short
01-076-1973 46 Regular
01-076-1974 46 Long
01-076-1975 46 X-Long

01-076-1976 48 Regular
01-076-1977 48 Long

01-076-1978 48 X-Long

01-076-1979 50 Short
01-076-1980 50 Regular
01-076-1981 50 Long
01-076-1982 50 X-Long

01-076-1983 52 Regular
01-076-1988 52 Long
01-076-1989 52 X-Long

LINER, WET WEATHER PONCHO

OLIVE GREEN. Quilted Polyester batting with Nylon Oxford cloth binding. Equipped with eight spun Nylon tie tapes for attaching to a poncho. Length 91-1/2 inches, width 65-1/2 inches.

Intended for use as a sleeping bag when used with a poncho, or as a blanket when sleeping under cover.

00-889-3683

PARKA, WET WEATHER

LIGHTWEIGHT GREEN Nylon. Coated both sides with Polyurethane Plastic. Waist adjust with drawcord, hood closure with drawcord and hook pile fastener tape. For use over existing clothing with lightweight wet weather trousers.



00-001-1547 X-small
00-001-1548 Small
00-001-1549 Medium
00-001-1550 Large
00-001-1551 X-Large

PONCHO, WET WEATHER


CAMOUFLAGE Nylon Rip-Stop cloth, coated with Polyurethane on weather side. Features a nondetachable hood, drawcord neck closure and snap fastener side closures. 92 inches long by 66 inches wide. Designed for conversion to ground sheet, blanket, sleeping bag cover, or shelter half.



01-100-0976


SHIRT, MAN'S

ENLISTED MAN'S BLUE Polyester and Rayon shirt. Dress style, long sleeve with button down cuffs and pockets. Two patch pockets. Mothproof. Neck size and sleeve length shown below.



	Neck	Sleeve
01-230-6167	14	32
01-230-6173	14-1/2	31
01-230-6174	14-1/2	32
01-230-6175	14-1/2	33
01-230-6176	14-1/2	34
01-230-6185	15-1/2	30
01-230-6186	15-1/2	31
01-230-6187	15-1/2	32
01-230-6188	15-1/2	33
01-230-6189	15-1/2	34
01-230-6190	15-1/2	35
01-230-6191	15-1/2	36
01-230-6192	15-1/2	37
01-230-6199	16-1/2	32
01-230-6200	16-1/2	33
01-230-6201	16-1/2	34
01-230-6202	16-1/2	35
01-230-6203	16-1/2	36
01-230-6204	16-1/2	37
01-230-6209	17-1/2	32
01-230-6210	17-1/2	33
01-230-6211	17-1/2	34
01-230-6212	17-1/2	35
01-230-6213	17-1/2	36
01-230-6214	17-1/2	37

WHITE short sleeve tropical shirt. Polyester Cotton Poplin shirt, notched collar, and two patch pockets with button-down flaps. Shoulder loops as specified.



WITHOUT LOOPS (ENLISTED MEN)

00-629-8368 X-Small
00-184-8698 Small
00-184-8699 Medium

00-184-8700 Large
00-184-8702 X-Large

STRAP, CHIN

BLACK Vinyl material. Equipped with a two-piece strap with loops and pierced holes at each end. Adjustable size.

00-152-3952 From 9-1/2 to 19 inches

SWEATER


BLUE knitted Modacrylic and Wool. Pullover type, with mock-turtle neck and full length sleeves. Fire resistant and mothproof protection.

	Size	Chest
01-214-4000	X-Small	(32-34)
01-214-4001	Small	(36-38)
01-214-4002	Medium	(40-42)
01-214-4003	Large	(44-46)
01-214-4004	X-Large	(48-50)

GREEN

	Chest
01-192-9164	28
01-192-9165	32
01-192-9166	34
01-192-9167	36
01-192-9168	38
01-192-9169	40
01-192-9170	42
01-192-9171	44
01-192-9172	46

OLIVE DRAB Wool knit. Pullover type with full length sleeves, convertible collar, V-neck opening and five button closure on the front yoke. Mothproofed.



	Size	Chest
01-224-9064	Small	(34-36)
01-224-9065	Medium	(38-40)
01-224-9066	Large	(42-44)
01-224-9067	X-Large	(46-48)

TROUSERS, MEN'S

NAVY BLUE Serge Wool cloth. Enlisted mans dress Blue trousers, Broadfall, button front, lace adjust in rear, slash pocket located left, right front and hip. Unhemmed, bell bottom.

01-076-5997 27 Regular

01-076-5999 28 Short
01-076-6000 28 Regular
01-076-6001 28 Long

01-076-6003 29 Short
01-076-6004 29 Regular
01-076-6005 29 Long

01-076-6007 30 Short
01-076-6008 30 Regular
01-076-6009 30 Long

01-076-6011 31 Short
01-076-6012 31 Regular
01-076-6013 31 Long

01-076-6015 32 Short
01-076-6016 32 Regular
01-076-6017 32 Long

01-076-6019 33 Short
01-076-6020 33 Regular
01-076-6021 33 Long
01-076-6022 33 X-Long

01-076-6023 34 Short
01-076-6024 34 Regular
01-076-6025 34 Long
01-076-6026 34 X-Long

01-076-6028 35 Regular
01-076-6029 35 Long
01-076-6030 35 X-Long
01-076-6031 36 Short

01-076-6032 36 Regular
01-076-6033 36 Long

01-076-6036 37 Regular
01-076-6037 37 Long
01-076-6038 37 X-Long

01-076-6040 38 Regular
01-076-6041 38 Long
01-076-6042 38 X-Long

01-076-6044 40 Regular
01-076-6045 40 Long
01-076-6046 40 X-Long

01-076-6048 42 Regular
01-076-6049 42 Long
01-076-6050 42 X-Long

01-076-6052 44 Regular
01-076-6053 44 Long
01-076-6054 44 X-Long

01-076-6056 46 Regular
01-076-6058 46 X-Long

KHAKI Polyester Cotton Twill cloth. Designed with a slide fastener fly closure, two front and two rear slash pockets, with flaps and button closure and unfinished buttons. Crease resistant. Waist size and inseam length shown below.

01-148-7321 27 Short
01-148-7322 27 Regular
01-148-7323 27 Long
01-148-7324 27 X-Long

01-148-7325 28 Short
01-148-7326 28 Regular
01-148-7327 28 Long
01-148-7328 28 X-Long

01-148-7329 29 Short
01-148-7330 29 Regular
01-148-7331 29 Long
01-148-7332 29 X-Long

01-148-7333 30 Short
01-148-7334 30 Regular
01-148-7335 30 Long
01-148-7336 30 X-Long

01-148-7337 31 Short
01-148-7338 31 Regular
01-148-7339 31 Long
01-148-7340 31 X-Long

01-148-7341 32 Short
01-148-7342 32 Regular
01-148-7343 32 Long
01-148-7344 32 X-Long

01-148-7345 33 Short
01-148-7346 33 Regular
01-148-7347 33 Long
01-148-7348 33 X-Long

01-148-7349 34 Short
01-148-7350 34 Regular
01-148-7351 34 Long
01-148-7352 34 X-Long

01-148-7353 35 Short
01-148-7354 35 Regular
01-148-7355 35 Long
01-148-7356 35 X-Long

01-148-7357 36 Short
01-148-7358 36 Regular
01-148-7359 36 Long
01-148-7360 36 X-Long

01-148-7361 37 Short
01-148-7362 37 Regular
01-148-7363 37 Long
01-148-7364 37 X-Long

01-148-7365 38 Short
01-148-7366 38 Regular
01-148-7367 38 Long
01-148-7368 38 X-Long

01-148-7369 40 Short
01-148-7370 40 Regular
01-148-7371 40 Long
01-148-7372 40 X-Long

01-148-7373 42 Short
01-148-7374 42 Regular
01-148-7375 42 Long
01-148-7376 42 X-Long

NAVY BLUE Tropical Polyester, Wool cloth. Slide fastener fly front and unhemmed bottoms. Left hip pocket has a button closure. Waist size and inseam length shown below. Wrinkle resistant with permanent creasing.

01-151-1865 26 Short

00-150-2053 28 Regular
00-150-2054 28 Long

00-150-2057 29 Regular
00-150-2058 29 Long

CLASS 8405

				Waist	Inseam Lg
00-150-2061	30 Regular	00-196-2460	34 Regular		
00-150-2062	30 Long	00-196-2469	34 Long		
		00-196-2523	34 X-Long		
00-150-2064	31 Regular			00-110-9479	42 28
00-150-2068	31 Long	00-196-2608	35 Regular	00-110-9480	42 30
		00-196-2626	35 Long	00-110-9481	42 32
00-150-2072	32 Regular	00-196-2634	35 X-Long	00-110-9482	42 34
00-150-2073	32 Long				
00-150-2074	32 X-Long	00-196-2691	36 Regular	00-110-9483	44 28
		00-196-2727	36 Long	00-110-9484	44 30
00-150-2076	33 Regular	00-196-2768	36 X-Long	00-110-9485	44 32
00-150-2077	33 Long			00-110-9486	44 34
00-150-2078	33 X-Long	00-196-2839	37 Regular		
		00-196-2840	37 Long	01-110-9490	46 34
00-150-2080	34 Regular	00-196-2850	37 X-Long		
00-150-3081	34 Long				
00-150-2082	34 X-Long	00-196-2942	38 Regular		
		00-196-2961	38 Long		
00-150-2084	35 Regular				
00-150-2085	35 Long	00-196-2990	38 X-Long		
00-150-2086	35 X-Long	00-196-3004	40 Short		
		00-196-3387	40 Regular	01-076-0720	28 Regular
00-150-2088	36 Regular	00-196-3388	40 Long		
00-150-2089	36 Long	00-196-3389	40 X-Long	01-076-0724	29 Regular
00-150-2090	36 X-Long			01-076-0725	29 Long
		00-196-3394	42 Regular		
00-150-2092	37 Regular	00-196-3396	42 Long	01-076-0728	30 Regular
00-150-2093	37 Long	00-196-3400	42 X-Long	01-076-0729	30 Long
				01-076-0730	30 X-Long
00-150-2096	38 Regular	00-196-3415	44 Regular		
00-150-2097	38 Long	00-196-3420	44 Long	01-076-0732	31 Regular
00-150-2098	38 X-Long	00-196-3421	44 X-Long	01-076-0733	31 Long
				01-076-0734	31 X-Long
00-150-2100	40 Regular	00-196-3427	46 Regular		
00-150-2103	40 Long	00-196-3429	46 Long	01-076-0736	32 Regular
00-150-2104	40 X-Long	00-196-3430	46 X-Long	01-076-0737	32 Long
				01-076-0738	32 X-Long
00-150-2117	42 Regular				
00-150-2118	42 Long			01-076-0740	33 Regular
				01-076-0741	33 Long
00-150-2121	44 Regular			01-076-0742	33 X-Long
				01-076-0744	34 Regular
				01-076-0745	34 Long
				01-076-0746	34 X-Long
				01-076-0748	35 Regular
				01-076-0749	35 Long
				01-076-0750	35 X-Long
				01-076-0752	36 Regular
				01-076-0753	36 Long
				01-076-0754	36 X-Long
				01-076-0756	37 Regular
				01-076-0757	37 Long
				01-076-0758	37 X-Long
				01-076-0760	38 Regular
				01-076-0761	38 Long
				01-076-0762	38 X-Long
				01-076-0764	40 Regular
				01-076-0765	40 Long
				01-076-0766	40 X-Long
				01-076-0768	42 Regular
				01-076-0769	42 Long
				01-076-0772	44 Regular
				01-076-0773	44 Long
				01-076-0774	44 X-Long
				01-076-0776	46 Regular

WHITE Polyester Cotton Twill cloth. For enlisted men. Features a crease resistant finish, a slide fastener fly closure and unfinished bottoms. Equipped with pockets, belt loops and hook and eye waistband. Waist size and inseam length shown below.

WHITE Polyester Twill cloth. Used by medical and dental technicians, and food handlers. Features wrinkle resistant finish, slide fastener closure, belt loops, and plain finished bottoms. Slash pockets located on left and right sides, left and right hips.

Waist Inseam Lg

00-110-9468	30	28
00-110-8290	30	30
00-110-8291	30	32
00-110-8292	30	34
00-113-5418	32	30
00-110-8294	32	32
00-110-8295	32	34
00-110-8296	34	28
00-110-8297	34	30
00-110-8298	34	32
00-110-8299	34	34
00-110-8301	36	28
00-110-8302	36	30
00-110-9469	36	32
00-110-9470	36	34
00-110-9471	38	28
00-110-9472	38	30
00-110-9473	38	32
00-110-9474	38	34
00-110-9475	40	28
00-110-9476	40	30
00-110-9477	40	32
00-110-9478	40	34

01-076-0777 46 Long
 01-076-0778 46 X-Long

TROUSERS, UTILITY

DARK BLUE Cotton Polyester Denim cloth. Features a slide fastener fly closure, four patch pockets, a separate one piece waistband with belt loops and bell bottoms. Leg bottoms are unhemmed. Worn in conjunction with utility shirt as the enlisted man's working uniform.



01-120-0654 44 X-Long

01-120-0657 48 Regular
 01-120-0658 48 X Long

OFFICER'S Service Dress Whites. Cotton/Polyester material, wrinkle resistant, with slide fastener fly closure and unhemmed bottoms.

00-905-5478 29 Regular
 00-943-0989 29 Long

00-905-5479 30 Short
 00-905-5480 30 Regular
 00-943-0990 30 Long

00-905-5481 31 Regular
 00-943-0991 31 Long

00-905-5482 32 Short
 00-905-5483 32 Regular
 00-943-0992 32 Long

00-905-5484 33 Short
 00-905-5485 33 Regular
 00-943-0993 33 Long

00-905-5486 34 Regular
 00-943-0994 34 Long

00-905-5487 35 Regular
 00-943-0995 35 Long

00-905-5488 36 Regular
 00-943-0996 36 Long

00-905-5489 38 Regular

00-943-0997 38 Long

00-905-5490 40 Regular
 00-943-0998 40 Long

TROUSERS, WET WEATHER

GREEN, Polyurethane, lightweight Nylon Twill cloth. Features hook-pile fastener tape on front, right, and left sides. Drawcord waist adjustment, drawcord leg bottom. Waterproof.

00-001-8025 X-Small
 00-001-8026 Small
 00-001-8027 Medium
 00-001-8028 Large
 00-001-8029 X-Large

GREEN, Chloroprene Nylon Twill cloth. Features hook-pile fastener tape leg bottoms, elastic waist, patch pockets on hips, pocket flap and suspenders. High waist; buttons on each side of trouser front. Waterproof.

01-276-1532 XX-Small
 01-276-1533 X-Small
 01-276-1534 Small
 01-276-1535 Medium
 01-276-1536 Large
 01-276-1537 X-Large

CLASS 8410 OUTERWEAR, WOMEN'S

NOTE: As non-plastic alternatives to plastic items currently in use are identified, information will be provided through shopping advisory messages and the Afloat Shopping Guide. To help you shop more "wisely", items recommended for shipboard use will be annotated with "NP" by the National Item Identification Number.

NOTE: For additional information and state-of-the-art search capabilities, please access the DSCP web sight at <http://ct.dscp.dla.mil/Ascot/search.html>

CAP, GARRISON

KHAKI, Polyester Cotton cap.

	Size
01-312-7740	20
01-312-7741	20-1/2
01-312-7742	21
01-312-7743	21-1/2
01-312-7744	22
01-312-7745	22-1/2
01-312-7746	23
01-312-7747	23-1/2
01-312-7748	24

COAT, ALL WEATHER

BLUE, Polyester Cotton Poplin. Water Resistant. Single breasted, knee length, button front, convertible, with pile liner.



	Size
01-220-2511	6 Regular
01-220-2512	8 Short
01-220-2513	8 Regular
01-220-2514	10 Short
01-220-2515	10 Regular
01-220-2516	10 Long
01-220-2517	12 Short
01-220-2518	12 Regular
01-220-2519	12 Long
01-220-2520	14 Short
01-220-2521	14 Regular
01-220-2522	14 Long
01-220-2523	16 Short
01-220-2524	16 Regular
01-220-2525	16 Long
01-220-2526	18 Short

	Size
01-220-2527	18 Regular
01-220-2528	18 Long
01-220-2529	20 Short
01-220-2530	20 Regular
01-220-2531	20 Long

COVERALLS, WOMEN'S, FLYER'S GREEN

GREEN Aramid plain weave. Fire resistant. Slide fastener front. Equipped with extended slide fastener front used for personal relief.

	Size
01-468-6762	30MS
01-468-6767	30MR
01-468-6775	30ML
01-468-6779	32MS
01-468-6782	32MR
01-468-6785	32ML
01-468-6786	34MS
01-468-6787	34MR
01-468-6789	34ML
01-468-6790	36MS
01-468-6792	36MR
01-468-6794	36ML
01-468-6796	38MS
01-468-6797	38MR
01-468-6799	38ML
01-468-6801	40MS
01-468-6966	40MR
01-468-6970	40ML
01-468-6972	42MS
01-468-6974	42MR
01-468-6975	42ML
01-468-6976	44MS
01-468-6979	44MR
01-468-6977	44ML
01-468-6978	30WS
01-468-6980	30WR
01-468-6982	30WL
01-468-6984	32WS
01-468-6985	32WR
01-468-6988	32WL
01-468-6987	34WS
01-468-6995	34WR
01-468-6849	34WL
01-468-7058	36WS
01-468-7059	36WR
01-468-7060	36WL
01-468-7063	38WS
01-468-7064	38WR
01-468-7067	38WL
01-468-7069	40WS
01-468-7072	40WR
01-468-7074	40WL
01-468-7075	42WS
01-468-7078	42WR
01-468-7081	42WL
01-468-7083	44WS

	Size
01-468-7088	44WR
01-468-7090	44WL

COVERALLS, WOMEN'S, FLYER'S, TAN

Desert Tan Aramid plain weave. Slide fastener front. Equipped with extended slide fastener front used for personal relief.

	Size
01-483-1185	30SM
01-483-1187	30RM
01-483-1188	30LM
01-483-1189	32SM
01-483-1191	32RM
01-483-1192	32LM
01-483-1193	34SM
01-483-1195	34RM
01-483-1197	34LM
01-483-1198	36SM
01-483-1121	36RM
01-483-1218	36LM
01-483-1220	38SM
01-483-1224	38RM
01-483-1225	38LM
01-483-1243	40SM
01-483-1245	40RM
01-483-1247	40LM
01-483-1255	42SM
01-483-1257	42RM
01-483-1258	42LM
01-483-1259	44SM
01-483-1260	44RM
01-483-1261	44LM
01-483-0877	30SW
01-483-0881	30RW
01-483-0882	30LW
01-483-0884	32SW
01-483-0885	32RW
01-483-0886	32LW
01-483-0887	34SW
01-483-0888	34RW
01-483-0889	34LW
01-483-0890	36SW
01-483-0892	36RW
01-483-0893	36LW
01-483-0894	38SW
01-483-0895	38RW
01-483-0896	38LW
01-483-0898	40SW
01-483-0899	40RW
01-483-0901	40LW
01-483-0902	42SW
01-483-0904	42RW
01-483-0905	42LW
01-483-0907	44SW
01-483-0908	44RW
01-483-0909	44LW

CLASS 8410

CROWN, SERVICE HAT

WHITE Cotton Polyester cloth crown. Button type attachment to headware.

WHITE Cotton Polyester cloth.

	Size
01-305-6978	20
01-305-6979	20-1/2
01-305-6980	21
01-305-6981	21-1/2
01-305-6982	22
01-305-6983	22-1/2
01-305-6984	23
01-305-6985	23-1/2
01-305-6986	24

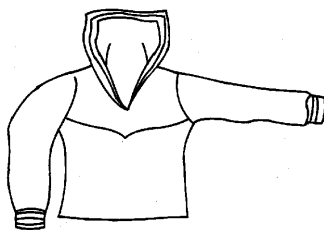
JUMPER, WOMAN'S

WHITE Polyester Twill for Enlisted women. Pullover, dress. Full length sleeve. Sailor style collar.

	Size
01-312-1416	4 Misses Regular
01-312-1417	4 Misses Tall
01-312-1418	6 Misses Petite
01-312-1419	6 Misses Regular
01-312-1420	6 Misses Tall
01-312-1421	6 Women's Petite
01412-1422	6 Women's Regular
01-312-1424	8 Misses Petite
01-312-1425	8 Misses Regular
01-312-1426	8 Misses Tall
01-312-1427	8 Women's Petite
01412-1428	8 Women's Regular
01412-1429	8 Women's Tall
01-312-1430	10 Junior Petite
01-312-1431	10 Junior Regular
01-312-1432	10 Junior Tall
01-312-1433	10 Misses Petite
01-312-1434	10 Misses Regular
01-312-1435	10 Misses Tall
01-312-1436	10 Women's Petite
01-312-1437	10 Women's Regular
01-312-1438	10 Women's Tall
01-312-1439	12 Junior Petite
01-312-1440	12 Junior Regular
01-312-1441	12 Junior Tall
01-312-1442	12 Misses Petite
01-312-1443	12 Misses Regular
01-312-1444	12 Misses Tall
01-312-1445	12 Women's Petite
01-312-1446	12 Women's Regular
01-312-1447	12 Women's Tall
01-312-1448	14 Junior Petite
01-312-1449	14 Junior Regular
01-312-1450	14 Junior Tall
01-312-1451	14 Misses Petite
01-312-1452	14 Misses Regular
01-312-1453	14 Misses Tall

Size

01-312-1454	14 Women's Petite
01-312-1455	14 Women's Regular
01-312-1456	14 Women's Tall
01-312-1457	16 Junior Petite
01-312-1458	16 Junior Regular
01-312-1459	16 Junior Tall
01-312-1460	16 Misses Petite
01-312-1461	16 Misses Regular
01-312-1462	16 Misses Tall
01-312-1463	16 Women's Petite
01-312-1464	16 Women's Regular
01-312-1465	16 Women's Tall
01-312-1466	18 Misses Petite
01-312-1467	18 Misses Regular
01-312-1468	18 Misses Tall
01-312-1469	18 Women's Petite
01-312-1470	18 Women's Regular
01-312-1473	20 Misses Regular
01-312-1474	20 Misses Tall



Size

01-312-1415	4 Misses Petite
-------------	-----------------

OVERCOAT, WOMAN'S

BLUE Wool, Black Nylon lining surge overcoat for Enlisted women. Double breasted. Convertible type collar, full Nylon lined with knitted lining and fleece. Button front closure, Black Plastic anchor buttons, front shoulder darts: Peacoat design.

Size

01-233-8817	8 Regular
01-233-8820	10 Long
01-233-8823	12 Long
01-233-8832	18 Long



Size

01-233-8816	8 Short
-------------	---------

SHIRT, WOMAN'S

BLUE Polyester and Wool Tropical shirt. Coat style, full length sleeve with single cuff. Button front closure. Convertible type collar. Left and right breast patch pocket with flap.

	Bust/In.	Neck/In.	Sleeve/In.
01-229-9437	32	12	30
01-229-9438	32	12	32
01-229-9440	32	13	29
01-229-9441	32	13	30
01-229-9442	32	13	32
01-229-9444	34	12	29
01-229-9445	34	12	30
01-229-9446	34	12	32
01-229-9448	34	13	29
01-229-9449	34	13	30
01-229-9450	34	13	32
01-229-9451	34	13	34
01-229-9452	34	14	29
01-229-9453	34	14	30
01-229-9454	34	14	32
01-229-9457	34	15	30
01-229-9458	34	15	32
01-229-9460	36	13	29
01-229-9461	36	13	30
01-229-9462	36	13	32
01-229-9465	36	14	30
01-229-9466	36	14	32
01-229-9469	36	15	30
01-229-9470	36	15	32
01-229-9472	38	13	29
01-229-9473	38	13	30
01-229-9474	38	13	32
01-229-9477	38	14	30
01-229-9478	38	14	32
01-229-9480	38	15	29
01-229-9481	38	15	30
01-229-9482	38	15	32
01-229-9485	38	16	30
01-229-9486	38	16	32
01-229-9488	40	14	29
01-229-9489	40	14	30
01-229-9490	40	14	32
01-229-9493	40	15	30
01-229-9494	40	15	32
01-229-9496	40	16	29
01-229-9497	40	16	30
01-229-9498	40	16	32
01-229-9501	42	16	30
01-229-9502	42	16	32



Bust/In. Neck/In. Sleeve/In.

01-229-9436 32 12 29

WHITE Polyester and Cotton Poplin shirt. Coat style, quarter length sleeve. Button front closure. Convertible type collar. Right and left breast patch pocket with flap. Shoulder loops.

Bust/In. Neck/In.

01-349-9356 42 15

WHITE Polyester. Coat style, quarter length sleeve. Button front closure. Notch lapel collar. Right and left patch pocket with epaulets.

Bust

01-152-7620 32
01-152-7621 34
01-152-7622 36
01-152-7623 38
01-152-7624 40
01-152-7625 42

KHAKI, Polyester and Cotton.

Bust

01-312-5154 32
01-312-5155 34
01-312-5156 36
01-312-5157 38
01-312-5158 40
01-312-5159 42

SKIRT, WOMAN'S

WHITE Polyester and Cotton Twill. Basic skirt, slide fastener and hook-eye closure on back. Left and right lower front slash pockets, belt loops and kick pleat unhemmed; with full Nylon Tricot lining.

Size

01-318-1605 4 Misses Petite
01-318-1606 4 Misses Regular
01-318-1607 4 Misses Tall

01-318-1608 6 Misses Petite
01-318-1609 6 Misses Regular
01-318-1610 6 Misses Tall

01-318-1611 6 Woman's Petite
01-318-1612 6 Woman's Regular
01-318-1613 6 Woman's Tall

01-318-1614 8 Misses Petite
01-318-1615 8 Misses Regular
01-318-1616 8 Misses Tall

01-318-1617 8 Woman's Petite
01-318-1618 8 Woman's Regular

01-318-1619 8 Woman's Tall
01-318-1626 10 Junior Petite
01-318-1627 10 Junior Regular
01-318-1628 10 Junior Tall
01-318-1620 1 Misses Petite
01-318-1621 10 Misses Regular
01-318-1622 10 Misses Tall
01-318-1623 10 Woman's Petite
01-318-1624 10 Woman's Regular
01-318-1625 10 Woman's Tall

01-318-1635 12 Junior Petite
01-318-1636 12 Junior Regular

01-318-1629 12 Misses Petite
01-318-1630 12 Misses Regular
01-318-1631 12 Misses Tall

01-318-1632 12 Woman's Petite
01-318-1633 12 Woman's Regular
01-318-1634 12 Woman's Tall

01-318-1644 14 Junior Petite
01-318-1645 14 Junior Regular
01-318-1646 14 Junior Tall

01-318-1638 14 Misses Petite
01-318-1639 14 Misses Regular
01-318-1640 14 Misses Tall

01-318-1641 14 Woman's Petite
01-318-1642 14 Woman's Regular
01-318-1643 14 Woman's Tall

01-318-1593 16 Junior Petite
01-318-1594 16 Junior Regular
01-318-1595 16 Junior Tall

01-318-1647 16 Misses Petite
01-318-1648 16 Misses Regular
01-318-1649 16 Misses Tall

01-318-1590 16 Woman's Petite
01-318-1591 16 Woman's Regular
01-318-1592 16 Woman's Tall

01-318-1596 18 Misses Petite
01-318-1597 18 Misses Regular
01-318-1598 18 Misses Tall

01-318-1599 18 Woman's Petite
01-318-1600 18 Woman's Regular
01-318-1601 18 Woman's Tall

01-318-1603 20 Misses Regular
01-318-1604 20 Misses Tall

WHITE Polyester Twill, with full Nylon Tricot lining and unhemmed. Hue: 3006.

01-372-1656 4 Misses Petite
01-372-1657 4 Misses Regular

01-372-1658 6 Misses Petite
01-372-1659 6 Misses Regular

01-372-1660 6 Woman's Petite
01-372-1661 6 Woman's Regular

01-372-1662 8 Misses Petite
01-372-1663 8 Misses Regular
01-372-1664 8 Misses Tall

01-372-1665 8 Woman's Petite
01-372-1666 8 Woman's Regular

01-372-1667 10 Junior Petite
01-372-1668 10 Junior Regular
01-372-1669 10 Junior Tall

01-372-1670 10 Misses Petite
01-372-1671 10 Misses Regular
01-372-1672 10 Misses Tall

01-372-1673 10 Woman's Petite
01-372-1674 10 Woman's Regular
01-372-1675 10 Woman's Tall

01-372-1676 12 Junior Petite
01-372-1677 12 Junior Regular

01-372-1678 12 Misses Petite
01-372-1679 12 Misses Regular
01-372-1680 12 Misses Tall

01-372-1681 12 Woman's Petite
01-372-1682 12 Woman's Regular
01-372-1683 12 Woman's Tall

01-372-1684 14 Junior Petite
01-372-1685 14 Junior Regular
01-372-1686 14 Junior Tall

01-372-1687 14 Misses Petite
01-372-1688 14 Misses Regular
01-372-1689 14 Misses Tall

01-372-1690 14 Woman's Petite
01-372-1691 14 Woman's Regular
01-372-1692 14 Woman's Tall

01-372-1693 16 Junior Petite
01-372-1694 16 Junior Regular

01-372-1695 16 Misses Petite
01-372-1696 16 Misses Regular
01-372-1697 16 Misses Tall

01-372-1698 16 Woman's Regular
01-372-1699 16 Woman's Tall

01-372-1700 18 Misses Petite
01-372-1701 18 Misses Petite
01-372-1702 18 Misses Tall

01-372-1703 18 Woman's Regular

01-372-1704 20 Misses Regular

BLUE Polyester and Wool Tropical, unlined and unhemmed. Hue: 3346.

01-372-1705 4 Misses Petite
01-372-1706 4 Misses Regular

01-372-1707 6 Misses Regular
01-372-1708 6 Misses Regular

01-372-1709 6 Woman's Petite

CLASS 8410

	Size
01-372-1710	6 Woman's Regular
01-372-1711	8 Misses Petite
01-372-1712	8 Misses Regular
01-372-1713	8 Misses Tall
01-372-1714	8 Woman's Petite
01-372-1715	8 Woman's Regular
01-372-1716	10 Junior Petite
01-372-1717	10 Junior Regular
01-372-1718	10 Junior Tall
01-372-1719	10 Misses Petite
01-372-1720	10 Misses Regular
01-372-1721	10 Misses Tall
01-372-1722	10 Woman's Petite
01-372-1723	10 Woman's Regular
01-372-1724	10 Woman's Tall
01-372-1725	12 Junior Petite
01-372-1726	12 Junior Regular
01-372-1727	12 Misses Petite
01-372-1728	12 Misses Regular
01-372-1729	12 Misses Tall
01-372-1730	12 Woman's Petite
01-372-1731	12 Woman's Regular
01-372-1732	12 Woman's Tall
01-372-1733	14 Junior Petite
01-372-1734	14 Junior Regular
01-372-1735	14 Junior Tall
01-372-1736	14 Misses Petite
01-372-1737	14 Misses Regular
01-372-1738	14 Misses Tall
01-372-1739	14 Woman's Petite
01-372-1740	14 Woman's Regular
01-372-1741	14 Woman's Tall
01-372-1742	16 Junior Petite
01-372-1743	16 Junior Regular
01-372-1744	16 Misses Petite
01-372-1745	16 Misses Regular
01-372-1746	16 Misses Tall
01-372-1747	16 Woman's Regular
01-372-1748	16 Woman's Tall
01-372-1749	18 Misses Petite
01-372-1750	18 Misses Regular
01-372-1751	18 Misses Tall
01-372-1654	18 Woman's Regular
01-372-1655	20 Misses Regular

SLACKS, WOMEN'S

WHITE, Polyester Twill slacks. Bell bottom and fly front. Front and back waist darts: two section waistband with seat seam outlet.

	Size
01-311-9640	4 Misses Petite
01-312-7857	4 Misses Regular

	Size
01-311-9642	6 Misses Petite
01-312-7858	6 Misses Regular
01-311-9643	6 Misses Tall
01-311-9644	6 Woman's Petite
01-311-9645	6 Woman's Regular
01-311-9646	6 Woman's Tall
01-311-9647	8 Misses Petite
01-312-7859	8 Misses Regular
01-311-9648	8 Misses Tall
01-311-9649	8 Woman's Petite
01-311-9650	8 Woman's Regular
01-311-9651	8 Woman's Tall
01-311-9652	10 Junior Petite
01-311-9653	10 Junior Regular
01-311-9654	10 Junior Tall
01-311-9655	10 Misses Petite
01-312-7860	10 Misses Regular
01-311-9656	10 Misses Tall
01-311-9657	10 Woman's Petite
01-311-9658	10 Woman's Regular
01-311-9659	10 Woman's Tall
01-311-9660	12 Junior Petite
01-311-9661	12 Junior Regular
01-311-9663	12 Misses Petite
01-312-7861	12 Misses Regular
01-311-9664	12 Misses Tall
01-311-9665	12 Woman's Petite
01-311-9666	12 Woman's Regular
01-311-9667	12 Woman's Tall
01-311-9668	14 Junior Petite
01-311-9669	14 Junior Regular
01-311-9670	14 Junior Tall
01-311-9671	14 Misses Petite
01-312-7862	14 Misses Regular
01-311-9672	14 Misses Tall
01-311-9673	14 Woman's Petite
01-311-9674	14 Woman's Regular
01-311-9675	14 Woman's Tall
01-311-9676	16 Junior Petite
01-311-9677	16 Junior Regular
01-311-9678	16 Junior Tall
01-311-9679	16 Misses Petite
01-312-7863	16 Misses Regular
01-311-9680	16 Misses Tall
01-311-9681	16 Woman's Petite
01-311-9682	16 Woman's Regular
01-311-9683	16 Woman's Tall
01-311-9684	18 Misses Petite
01-312-7864	18 Misses Regular
01-311-9685	18 Misses Tall
01-311-9687	18 Woman's Regular
01-311-9688	18 Woman's Tall
01-312-7865	20 Misses Regular
01-311-9690	20 Misses Tall

WHITE, Polyester and Cotton Twill Slacks. Unfinished straight leg bottoms and belt loops.

	Size
01-358-5733	4 Misses Petite
01-358-5734	4 Misses Regular
01-358-5735	6 Misses Petite
01-358-5736	6 Misses Regular
01-358-5737	6 Woman's Petite
01-358-5738	6 Woman's Regular
01-358-5739	8 Misses Petite
01-358-5740	8 Misses Regular
01-358-5741	8 Misses Tall
01-358-5742	8 Woman's Petite
01-358-5743	8 Woman's Regular
01-358-5744	10 Junior Petite
01-358-5745	10 Junior Regular
01-358-5746	10 Junior Tall
01-358-5747	10 Misses Petite
01-358-5748	10 Misses Regular
01-358-5749	10 Misses Tall
01-358-5750	10 Woman's Petite
01-358-5751	10 Woman's Regular
01-358-5752	10 Woman's Tall
01-358-5753	12 Junior Petite
01-358-5754	12 Junior Regular
01-358-5755	12 Misses Petite
01-358-5756	12 Misses Regular
01-358-5757	12 Misses Tall
01-358-5758	12 Woman's Petite
01-358-5759	12 Woman's Regular
01-358-5760	12 Woman's Tall
01-358-5761	14 Junior Petite
01-358-5762	14 Junior Regular
01-358-5763	14 Junior Tall
01-358-5350	14 Misses Petite
01-358-5351	14 Misses Regular
01-358-5352	14 Misses Tall
01-358-5353	14 Woman's Petite
01-358-5354	14 Woman's Regular
01-358-5355	14 Woman's Regular
01-358-5356	16 Junior Petite
01-358-5357	16 Junior Regular
01-358-5358	16 Misses Petite
01-358-5359	16 Misses Regular
01-358-5360	16 Misses Regular
01-358-5361	16 Woman's Regular
01-358-5362	16 Woman's Tall
01-358-5363	18 Misses Petite
01-358-5364	18 Misses Regular
01-358-5365	18 Misses Tall
01-358-5366	18 Woman's Regular
01-358-5367	20 Woman's Regular

BLUE, Polyester and Wool Tropical slacks.

CLASS 8410

Hook-eye front and slide fastener. Unfinished straight legs.

	Size		Size
01-358-5684	4 Misses Petite	01-358-5710	12 Woman's Regular
01-358-5685	4 Misses Regular	01-358-5711	12 Woman's Tall
01-358-5686	6 Misses Petite	01-358-5712	14 Junior Petite
01-358-5687	6 Misses Regular	01-358-5713	14 Junior Regular
01-358-5688	6 Woman's Petite	01-358-5714	14 Junior Tall
01-358-5689	6 Woman's Regular	01-358-5715	14 Misses Petite
01-358-5690	8 Misses Petite	01-358-5716	14 Misses Regular
01-358-5691	8 Misses Regular	01-358-5717	14 Misses Tall
01-358-5692	8 Misses Tall	01-358-5718	14 Woman's Petite
01-358-5693	8 Woman's Petite	01-358-5719	14 Woman's Regular
01-358-5694	8 Woman's Regular	01-358-5720	14 Woman's Tall
01-358-5695	10 Junior Petite	01-358-5721	16 Junior Petite
01-358-5696	10 Junior Regular	01-358-5722	16 Junior Regular
01-358-5697	10 Junior Tall	01-358-5723	16 Misses Petite
01-358-5698	10 Misses Petite	01-358-5724	16 Misses Regular
01-358-5699	10 Misses Regular	01-358-5725	16 Misses Tall
01-358-5700	10 Misses Tall	01-358-5726	16 Woman's Regular
01-358-5701	10 Woman's Petite	01-358-5727	16 Woman's Tall
01-358-5702	10 Woman's Regular	01-358-5728	18 Misses Petite
01-358-5703	10 Woman's Tall	01-358-5729	18 Misses Regular
01-358-5704	12 Junior Petite	01-358-5730	18 Misses Tall
01-358-5705	12 Junior Regular	01-358-5731	18 Woman's Regular
01-358-5706	12 Misses Petite	01-358-5732	20 Misses Regular
01-358-5707	12 Misses Regular		
01-358-5708	12 Misses Tall		
01-358-5709	12 Woman's Petite		

KHAKI, Polyester and Cotton Twill. Slash left and right hip and side pockets.

	Size
01-313-3821	4 Misses Regular
01-313-3772	6 Misses Petite
01-313-3822	6 Misses Regular
01-313-3777	8 Misses Petite
01-313-3823	8 Misses Regular
01-313-3785	10 Misses Regular
01-313-3824	10 Misses Regular
01-313-3793	12 Misses Regular
01-313-3825	12 Misses Regular
01-313-3801	14 Misses Petite
01-313-3826	14 Misses Regular
01-313-3809	16 Misses Regular
01-313-3827	16 Misses Regular
01-313-3828	18 Misses Regular

SWEATER, WOMAN'S

BLUE, Acrylic knitted sweater. Full length coat style. Button front closure. Collarless, with V Neck opening.



	Size
01-278-6985	X-Large

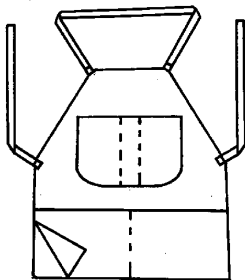
CLASS 8415 CLOTHING, SPECIAL PURPOSE

NOTE: As non-plastic alternatives to plastic items currently in use are identified, information will be provided through shopping advisory messages and the Afloat Shopping Guide. To help you shop more "wisely", items recommended for shipboard use will be annotated with "NP" by the National Item Identification Number.

NOTE: For additional information and state-of-the-art search capabilities, please access the DSCP web sight at <http://ct.dscp.dla.mil/Ascot/search.html>


APRON, CONSTRUCTION WORKER'S

OLIVE DRAB Cotton Duck cloth. Mildew resistant and water repellent. Bib type with neck and waist straps. Equipped with bib pocket divided into three sections and swinging type waist pocket divided into two sections. Full length. For use by carpenters in general construction work.



00-257-4290

Half apron with cargo pockets. 15.500 inches long.



00-273-9664

APRON, FOOD HANDLER'S

WHITE Cotton Drill cloth.

Waist type with self-cloth waistband, tie loops and separate tie tapes.

	Lg/In.
00-051-1173	32
01-045-0587	35

Bib type with self-cloth neck band, tie loops and separate tie tapes. Size medium.

	Lg/In.
00-634-0205	32

APRON, PLASTIC, DISPOSABLE

WHITE, bib type, nonflammable, with waist ties and neck band. 24 inches wide by 42 inches long, bib portion 12 inches wide by 7.500 inches long, ties 20 inches long. 100 per box.

00-222-8074

APRON, TOXICOLOGICAL AGENTS PROTECTIVE

OLIVE DRAB Synthetic Rubber Coated cloth. Coated both sides. Impermeable protection apron having a front panel, two side panels and raglan sleeves. Back has tie tapes for securing and sleeves have wrist adjusting straps. Part of Toxicological Agents Protective Outfit.

00-281-7813	Small
00-281-7814	Medium
00-281-7815	Large

APRON, UTILITY

BLACK, Chloroprene Rubber-Coated Polyester cloth. General purpose use. Coated both sides. Bib type with grommets and neck and waist straps. Universal size. For use in equipment maintenance, material and battery handling, abattoirs and by butchers and depot maintenance activities.



	Lg/In.	W/In.
00-082-6108	48	34.625

BLACK Chloroprene Rubber-Coated Cotton cloth for laboratory use. Coated both sides. Bib type with grommets and neck and waist straps. Universal size.

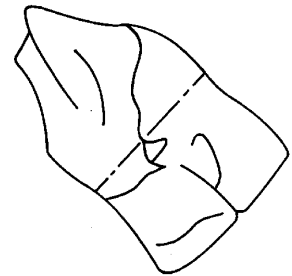
	Lg/In.	W/In.
00-634-5023	45	35

WHITE, Torpedo handlers. Disposable, Olefin fiber, Plastic coated on one side. Bib type, with tie tapes back and bib.

	Lg/In.	W/In.
01-012-9164	45.500	28

APRON, WELDER'S

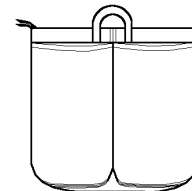
Natural Chrome-Tanned Cattlehide Leather. Bib and split leg type. Equipped with leather straps and six socket-type snap fasteners.



	Lg/In.	W/In.
00-250-2531	42	26

BAG, FLYER'S HELMET

OLIVE GREEN Nylon cloth. Water repellent, Slide fastener, two handles, two internal and two external pockets. Overall size 19.250 inches wide by 20 inches high. For use by aviation personnel for storing Flyer's Helmet and auxiliary equipment.



00-782-2989

CAP, CAMOUFLAGE PATTERN

Black, Brown and Green Camouflage pattern. Oxford cloth. With visor. Cotton and Nylon body, Wool and Nylon ear flaps, water repellent.

01-084-1683	6-1/2
01-084-1684	6-3/4
01-084-1685	7
01-084-1686	7-1/4
01-084-1687	7-1/2
01-084-1688	7-3/4

CLASS 8415


CAP, DISPOSABLE

White, Synthetic or Natural Fiber main body. Fire resistant and water repellent. Universal size.

00-089-8707

CAP, FOOD HANDLER'S

COTTON. Turn-up style with net crown.



00-234-7679 Sm.
00-234-7678 Med.
00-234-7677 Lg

PAPER. Garrison style. Adjustable size, 6-7/8 to 7-1/2.

00-634-2410

COAT, CAMOUFLAGE PATTERN

Button front, wing type collar, single sleeve cuff with tab-button closure, and four cargo pockets.



DAYTIME CAMOUFLAGE DESERT, Black, Brown, Khaki, and Tan pattern. Infrared reflectance.

	Size	Chest/In.	H/In.
01-327-5296	XSm XSht	Up to 33	59-63
01-327-5297	XSm Sht	Up to 33	59-63
01-327-5298	XSm Reg	Up to 33	59-63
01-327-5299	Sm XX-Sht	Up to 33	59-63
01-327-5300	Sm X-Sht	Up to 33	59-63
01-327-5301	Sm Sht	33-37	63-67
01-327-5302	Sm Reg	33-37	67-71
01-327-5303	Sm Lg	33-37	71-75
01-327-5304	Sm X-Lg	33-37	Over 75
01-327-5305	Med XX Sht	37-41	59-63
01-327-5306	Med X Sht	37-41	59-63
01-327-5307	Med Sht	37-41	63-67
01-327-5308	Med Reg	37-41	67-71
01-327-5309	Med Lg	37-41	71-75
01-327-5310	Med X-Lg	37-41	Over 75
01-327-5311	Lg XSht	41-45	59-63
01-327-5312	Lg Sht	41-45	63-67
01-327-5313	Lg Reg	41-45	67-71
01-327-5314	Lg Lg	41-45	71-75
01-327-5315	Lg X-Lg	41-45	Over 75
01-327-5316	X-Lg Reg	Over 45	67-71
01-327-5317	X-Lg Lg	Over 45	71-75

Cotton Nylon Twill Cloth.

	Size	Chest/In.	H/In.
01-084-1639	X-Sm X-Sht	Up to 33	59-63
01-084-1640	X-Sm Sht	Up to 33	63-67
01-084-1653	Sm XX-Sht	33-37	59-63
01-084-1641	Sm X-Sht	33-37	59-63
01-084-1642	Sm Sht	33-37	63-67
01-084-1643	Sm Reg	33-37	67-71
01-084-1644	Sm Lg	33-37	Over 71
01-084-1654	Med XX-Sht	37-41	59-63
01-084-1645	Med X-Sht	37-41	59-63
01-084-1646	Med Sht	37-41	63-67
01-084-1647	Med Reg	37-41	67-71
01-084-1648	Med Lg	37-41	Over 71
01-084-1655	Lg X-Sht	41-45	59-63
01-084-1649	Lg Sht	41-45	63-67
01-084-1656	Lg Reg	41-45	67-71
01-084-1650	Lg Lg	41-45	Over 71
01-084-1651	X-Lg Reg	Over 45	67-71
01-084-1652	X-Lg Lg	Over 45	Over 71

COAT, COLD WEATHER

Cotton and Nylon Sateen cloth. Lined, wind resistant and water repellent. Equipped with a stand-up collar, drawstrings around hood face, waist and coat bottom. Features snap front, cargo pockets on left and right breasts, slash pockets on sides, and shoulder loops. Sleeve has triangular shaped flap for protection of back of hand and bi-swing back. Designed for removable button-in liner which is not furnished. Part of Cold Weather Outfit.

01-099-7828	X-Sm Long		
01-099-7829	Sm X-Sht		
01-099-7832	Sm Long		
01-099-7833	Med X-Sht		
01-099-7840	X-Lg Sht		
01-099-7841	X-Lg Reg		
01-099-7842	X-Lg Long		

WOODLAND CAMOUFLAGE PATTERN

01-099-7827	X-Sm Reg	Up to 33	67-71
01-099-7830	Sm Sht	33-37	63-67
01-099-7831	Sm Reg	33-37	67-71
01-099-7834	Med Sht	37-41	63-67
01-099-7835	Med Reg	37-41	67-71
01-099-7836	Med Lg	37-41	Over 71
01-099-7837	Lg Sht	41-45	63-67
01-099-7838	Lg Reg	41-45	67-71
01-099-7839	Lg Lg	41-45	Over 71

COVER, HELMET, CAMOUFLAGE PATTERN

WOODLAND CAMOUFLAGE PATTERN. Cotton Duck cloth. For use in camouflaging the combat helmet used by ground troops.

00-105-0605

Cotton and Nylon Twill cloth. Features hook-pile fastener tape, infrared reflectance with removable Gold band.

01-092-7514 X-Sm-Sm

01-092-7515 Med-Lg
01-303-8945 X-Lg

COVERALLS, ANTI-EXPOSURE

ORANGE, Polychloroprene Rubber. Coated one side. Features center front slide fastener, set-in sleeve type, hook-pile fastener tape wrist adjustment turned under hem on legs with hook-pile fastener tape closure for cuffs. Special Features: Attached hood and interlined with Plastic foam for emergency buoyancy.

01-011-5051 Sm (34-36)
01-011-5052 Medium (38-40)
01-011-5053 Lg (42-44)
01-011-5054 X-Lg (46-48)

COVERALLS, DISPOSABLE

Asbestos removal and Fiberglass handlers. White non-woven, Olefin material. Waist draw cord and leg bottom tie tape closure method. Attached hood with draw cord and booties.

01-092-7529 Sm
01-092-7530 Med
01-092-7531 Lg
01-092-7532 X-Lg
01-092-7533 XX-Lg

General Purpose. For protection against dirt, grease, paint, and low-hazard contaminants. White, non-woven Cellulose fiber material. Slide fastener closure method. Flame resistant and water repellent.

00-601-0792 X-Sm
00-601-0793 Sm
00-601-0794 Med
00-601-0797 Lg
00-601-0801 X-Lg
00-601-0802 XX-Lg

COVERALLS, EXPLOSIVES HANDLERS

NATURAL or GRAY color. Fire resistant Sateen coveralls. Non-static cloth. Hook-pile fasteners at front and wrist.

00-280-2455 X-Sm, Reg
00-279-8719 Sm, Reg
00-279-8720 Med, Reg
00-279-8721 Lg, Reg
00-279-8722 X-Lg, Reg

COVERALLS, FIREMEN'S

Polybenzimidazole Fiber with Aramid liner. Natural color. Fire resistant and water repellent. Equipped with front and leg bottoms slide fastener closures, cargo pockets, knee patches and knit wristlets. Used by shipboard damage control personnel.

01-300-6556 Sm
01-300-6557 Med
01-300-6558 Lg
01-300-6559 X-Lg
01-300-6560 X-Lg Lg

COVERALLS, FLYERS'

Tan colored Plain Weave Aramid. Fire resistant belt and static electricity reducing feature. Front slide fastener. Slide fastener in leg front below the knee to the bottom. Hook and pile fastener tape and strap sleeve elastic and hook and pile fastener tape at waist. Patch on lower legs and inner left thigh. Cargo left sleeve. Breast and outer thigh patches.

	Size
01-452-4668	32S
01-452-4686	32R
01-452-4758	34S
01-452-4767	34R
01-452-4774	36S
01-452-4783	36R
01-452-4793	36L
01-452-5296	38S
01-452-5307	38R
01-452-5319	38L
01-452-4865	40S
01-452-4877	40R
01-452-4888	40L
01-452-4943	42S
01-452-4960	42R
01-452-4967	42L
01-452-4970	44S
01-452-5031	44R
01-452-5036	44L
01-452-5040	46S
01-452-4797	46R
00-452-4940	46L
01-452-4956	48R
01-452-5038	48L
01-452-5060	50R
01-452-5065	50L
01-452-5072	52R
01-452-5078	52L

COVERALLS, RADIOACTIVE CONTAMINANTS PROTECTIVE

YELLOW Cotton and Polyester Twill cloth. Features a wide neck and shoulder opening with Nylon draw cord closure, elastic webbing for back waist take-up, leg bottoms and foot stirrup strap. Black radiation symbol stamped on upper left back. For use by personnel working in low level radioactive contaminated areas. Part of Radioactive Contaminants Protective Outfit.

00-782-2815	Sm/Med (up to size 43)
00-782-2816	Lge/X-Lg (size 44 to 48)

COVERALLS, TOXICOLOGICAL AGENTS PROTECTIVE

TOXICOLOGICAL AGENTS PROTECTIVE

OLIVE DRAB Butyl Rubber Coated Nylon Twill. Slide fastener closure with buttoned protective flap. Equipped with belt and suspenders. Part of Toxicological Agents Protective Outfit.

00-099-6962	Sm
00-099-6968	Med
00-099-6970	Lg
01-105-2535	X-Lg

DRAWERS, CHEMICAL PROTECTIVE (NAVY)

Chemical protective and chemical resistant. Ankle length, elastic waste. Lined, with crotch shield.

	Size
01-490-4368	26
01-490-4371	28
01-490-4372	30
01-490-4374	32
01-490-4376	34
01-490-4378	36
01-490-4379	38
01-490-4380	40
01-490-4381	42
01-490-4382	44
01-490-4383	46
01-490-4384	48

DRAWERS, EXTREME COLD WEATHER

NATURAL color, Cotton Knitted Waffle type cloth. Ankle length with rib knit anklets, boxer style fly and an Elastic waistband. Part of Cold Weather Outfits.

01-051-1175	X-Sm(23-26)
00-782-3226	Sm(27-30)
00-782-3227	Med (31-34)
00-782-3228	Lg (35-38)
00-782-3229	X-Lg (39-42)

DRAWERS, FLYERS'

WHITE Rib stitch type Knitted Aramid cloth. Ankle length with stirrups. Features an Elastic waistband, knitted anklets and an open fly front. Heat resistant.

01-043-4036	X-Sm
00-467-4075	Sm
00-467-4076	Med
00-467-4078	Lg
00-467-4100	X-Lg

EDGE BEADING

BLACK Synthetic Rubber. Used With Flyer's Helmet SPH-4. .046 inches thick at closed end, tapered to .031 inches thick at opened end.

00-757-8213

GLOVE, MAN'S

Chipper's Gauntlet Leather. Light Gray Chrome Tanned Cattlehide. Features a gauntlet cuff and a knitted Wool and Cotton lining.



00-559-1339	L-H, Sm
00-559-1337	R-H, Sm
00-559-1340	L-H, Med

00-559-1336	R-H, Med
00-559-1338	L-H, Lg
00-559-1335	R-H, Lg

GLOVE INSERTS, COLD WEATHER

OLIVE GREEN knitted Nylon and Wool glove inserts for use with Leather glove shell, 8415-00-634-4794, 4793 and 00-269-5700 through 5702. Ambidextrous design. Knit cuff type closure.

	Size
00-682-6673	1
00-682-6674	2
00-682-6575	3
00-682-6576	4
00-682-6577	5

GLOVE INSERTS, RADIO-ACTIVE CONTAMINANTS PROTECTIVE

WHITE or NATURAL Knitted Cotton Jersey. For use with Latex Rubber gloves 8415-00-782-2810 through 2814.

00-782-2809 Universal size

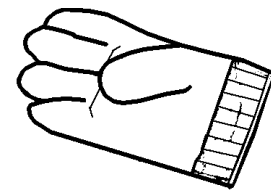
GLOVE SET, CHEMICAL PROTECTIVE

Consists of 1 pair men's gloves NSN 8415-00-268-8353 and 1 pair Chemical protective gloves NSN 8415-01-033-3514.

01-033-3517	Sm
01-033-3518	Med
01-033-3519	Lg
01-033-3520	X-Lg

GLOVE SHELLS, ELECTRICAL WORKERS'

LINEMAN'S Leather Protector. Cork shade Leather. Banded top. Universal size. Designed to be worn over lineman's Rubber gloves to afford protection against physical damage.



	Lg/In.
00-264-3618	10

GLOVE SHELLS, FLYERS'

BROWN Sheepskin Leather. Features a gauntlet cuff and an Elastic wrist closure. For use with or without glove inserts. Part of Aircraft Carrier Personnel Outfit.

	Size
00-985-7407	1
00-985-7408	2

CLASS 8415

	Size
00-261-4771	3
00-261-4770	4
00-261-4769	5
00-261-4768	6

GLOVE SHELLS, RADIOACTIVE CONTAMINANTS PROTECTIVE

ORANGE-YELLOW Colored Latex Rubber. Molded type with non-slip palm and finger grip surfaces. Features a radiation symbol on inner side of cuff. 12 inches long. Glove is worn over Cotton glove inserts. For use in low level radioactive contaminated areas. Part of Radioactive Contaminants Protective Outfit.



	Size
01-298-6922*	8
00-782-2810	8
01-298-6923*	9
00-782-2812	9
00-782-2814	10
01-298-6924*	10
01-298-6925*	11
01-129-8006	11
* 18 inches long	

GLOVES, ANTIFLASH

ANTIFLASH. Used for protection when using high explosive weapons. Slate Gray Cotton Flannel. Features a long gauntlet with Elastic wrist and elbow. 19 inches long. Companion item to Hood, AntiFlash.

01-267-9661 Universal size

GLOVES, BARBED TAPE-WIRE HANDLERS'

Leather Cattlehide overall, Cotton Flannel lining. Reinforcing patches stapled to thumb and fingers, palm side. Hard textured duck lined gauntlet cuff.



00-926-1674 Universal size

GLOVES, CHEMICAL PROTECTIVE

BLACK, Natural or Synthetic Rubber. Seamless W/rolled edge cuff. Overall length 14 inches. Acid Alkali and Solvent resistant. Do not use for

electrical, surgical or chemical warfare surface.



	Size
00-266-8679	9
00-266-8677	10
00-266-8675	11
00-266-8673	12

GLOVES, CHEMICAL AND OIL PROTECTIVE

BLACK, Aviation Fuel, Water, Hydrogen Peroxide and Oil resistant. Vinyl Coated Jersey knit cloth. Features a rough surface for gripping. For use in handling a low concentration of chemicals in cold/wet conditions. With gauntlet cuff. Also used as part of Hydrogen Peroxide Protective Outfit.

	Size
00-916-2817	Med
00-916-2818	Lg

GREEN, abrasion resistant, Rubber with gauntlet cuff. 13 inches long. Features flock style lining and embossed finish and splash protection for MK-46 and MK-48 torpedo fuel handling.

	Size
01-147-6263	7
01-147-9540	8
01-012-9294	9
01-013-7382	10
01-013-7384	11

GLOVES, DISPOSABLE

Synthetic fiber material. Used for either hand by medical personnel. Blue color, non-sterile and pre-powdered. 4.5 millimeters thick.

01-352-6554

Semi-Transparent. Polyethylene Plastic. Gauntlet style.

00-682-6786 Medium size

GLOVES, ELECTRICAL WORKERS'

BLACK, Natural or Synthetic Rubber, gauntlet type cuff. Electrical shock resistant voltage, length and size listed.



1000 VOLTS, 11 inches long.

	Size
01-158-9453	9
01-158-9454	9-1/2
01-158-9455	10
01-158-9456	10-1/2
01-158-9457	11
01-158-9458	11-1/2
01-158-9459	12

7,500 VOLTS, 14 inches long.

	Size
01-158-9449	9
01-158-9450	10
01-158-9451	11
01-158-9452	12

17,000 VOLTS, 14 inches long.

	Size
01-158-9446	9
01-158-9447	10
01-158-9448	11

GLOVES, FIREMEN'S

Aramid cuff fiber material, Leather overall. Used by damage control personnel. Gray color with a knit wrist cuff. Gun cut with welting in the base of fingers and crotch of thumb.

01-421-1373

GLOVES, FLYERS'

SAGE GREEN, Aramid cloth. Leather sheepskin cuff, fingers, palm and thumb. Gauntlet type cuff with Elastic webbing take-up. Fire and perspiration resistant.

	Size
01-040-2012	5
01-040-1453	6
01-029-0109	7
01-029-0111	8
01-029-0112	9
01-029-0113	10
01-029-0116	11

Cold Weather

GREEN

	Size
01-446-9247	5
01-446-9248	6
01-446-9252	7
01-446-9253	8
01-446-9254	9
01-446-9256	10
01-446-9259	11

Summer

DESERT TAN

	Size
01-482-8688	4
01-461-4920	5
01-461-4922	6
01-461-4924	7
01-461-4932	8

CLASS 8415

	Size
01-461-4934	9
01-461-4940	10
01-461-4942	11
01-482-8690	12

Summer

BLACK

	Size
01-482-8678	4
01-461-4962	5
01-461-4964	6
01-461-4966	7
01-461-4969	8
01-461-4970	9
01-461-4971	10
01-461-4981	11
01-482-8684	12

Cold/Wet, Protective

GREEN

	Size
01-467-9958	5
01-468-0089	6
01-468-0091	7
01-468-0092	8
01-468-0093	9
01-468-0094	10
01-468-0095	11

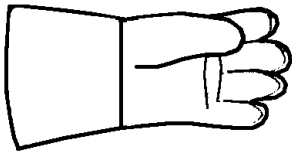
GLOVES, HEAT PROTECTIVE

LEATHER. Impregnated with insulating and refractory materials for protection up to 800 degrees Fahrenheit. Hemmed cuff. 13 inches long.

00-792-5094 Universal Size

GLOVES, MEN'S


LINEMAN'S. Cream or Light Gray color. Chrome-tanned cattlehide or horsehide leather. Features a gauntlet cuff with a Cotton fabric lining. For use where contact with live wires is not involved.



00-274-2431	Sm
00-274-2432	Med
00-274-2433	Lg


GRAY Leather Palm Work gloves. Cotton Flannel back and lining. Universal size.

Laminated Cotton gauntlet cuffs with knuckle strap.



00-268-8349

Knitted Cotton wristlet

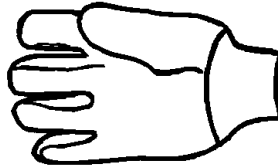


00-268-8350

Leather Fingers, Palm and Thumb. Flannel lining, gauntlet cuff. with pull tab.

00-634-4660 Medium


Cotton Flannel work gloves with knitted wristlets. Natural Color.



00-268-8330 Universal size

GLOVES, MEN'S AND WOMEN'S

ANTI-CONTACT. Used for handling cold metal and objects. Seal Brown knitted Cotton with leather reinforced palms, fingers and thumb. Gauntlet cuff. For use in cold-wet and cold-dry regions. Not designed for rough work.




00-227-1220	Sm
00-227-1221	Med
00-227-1222	Lg

Cotton Flannel work gloves. Chute pattern, natural color.

Knit wrist cuff

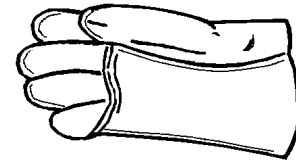
00-634-5026	Reg
00-559-5613	Lg

Safety cuffs



00-634-4658* Reg size
* With pull tab

Cream color Heavy Duty work gloves. Chrome-Tanned Cattlehide or Horsehide Leather. Features a gauntlet cuff and buckle strap closure on back of glove. May be worn with or without inserts. For use as a heavy duty work glove or with inserts under cold/wet conditions.



	Size
00-268-7871	1 (X-Sm)
00-268-7872	2 (Sm)
00-268-7869	3 (Med)
00-268-7870	4 (Lg)
00-268-7868	5 (X-Lg)

GLOVES, TOXICOLOGICAL AGENTS PROTECTIVE

BLACK IMPERMEABLE BUTYL RUBBER. Features a gauntlet cuff with rolled edges and without closure ring. Part of the Toxicological Agents Protective Outfit.



To be worn with M3 Coveralls or M2 Apron. 14 inches long. Back side of gloves marked: "GLOVES, TOXICOLOGICAL AGENTS PROTECTIVE".

00-753-6550	X-Sm
00-753-6551	Sm
00-753-6552	Med
00-753-6553	Lg
00-753-6554	X-Lg


To be worn with M4 Coveralls. 16 inches long. Back side of gloves marked: "GLOVES, PROTECTIVE, IMPERMEABLE, M4".

00-820-6294	Sm
00-820-6305	Med
00-820-6293	Lg
00-820-6292	X-Lg

GLOVES, WELDERS'

GRAY color Split Cattlehide. Features a gauntlet cuff with Cotton and Wool lining.

CLASS 8415



- 01-054-4371 XX-Sm
- 01-054-4370 X-Sm
- 00-269-0432 Sm
- 00-268-7860 Med
- 00-268-7859 Lg
- 00-269-0433 X-Lg

HAT, CAMOUFLAGE PATTERN

HOT WEATHER SUN HAT for wear by male personnel in tropical and semitropical areas. Cotton Poplin cloth, Camouflage pattern of Black, Brown, and Green on a Green background. Wind resistant and water repellent. Camouflage band and infrared reflectance. Soft crown, full 3 inch brim, chin strap. Initial loose fit required for continued comfort.

RIPSTOP PATTERN

- 01-196-8374 6-3/8
- 01-196-8375 6-1/2
- 01-196-8376 6-5/8
- 01-196-8377 6-3/4
- 01-196-8378 6-7/8
- 01-196-8379 7
- 01-327-4832* 7
- 01-196-8380 7-1/8
- 01-196-8381 7-1/4
- 01-196-8383 7-1/2
- 01-327-4836* 7-1/2
- 01-196-8384 7-5/8
- 01-196-8385 7-3/4
- 01-196-8386 7-7/8

* Cotton Nylon Twill material

HELMET, FIREMAN'S

TRANSPARENT Polycarbonate Plastic face shield, adjustable chin strap and head band, full brim type with elongated back. Lime Yellow color. Removable ear flaps and neck flap.

- 01-039-6000 6-1/2 to 8

GLASS BODY. Molded Plastic face piece, adjustable chin strap and headband, short brim type. Removable antiflash hood, adjustable size, MKII for shipboard fire-fighters.

- 01-271-8069 Universal size

HELMET, FLIGHT DECK CREWMAN'S


IMPACT RESISTANT. Khaki colored Cotton Twill cloth with adjustable chin strap. Used with (but not furnished) Pad Assembly, Back NIIN 00-178-6830; Pad Assembly, Front NIIN 00-178-6831 and interchangeable colored shell assemblies. Sizes shown below. Part of Aircraft Carrier Personnel outfit used for protection and identification of personnel.

- 00-861-3527 6-3/4
- 00-071-8785 7
- 00-071-8786 7-1/4
- 00-071-8787 7-1/2

HELMET, SAFETY

Construction Worker's Safety Helmets. Thermoplastic shell. For use in protecting the wearer's head against impact, penetration and electrical shock up to 2200 Volts.

CAP TYPE. Brimless with peak, sizes 6-1/2 to 8.



- 00-935-3131 Black
- 00-935-3132 Blue
- 00-935-3135 Brown
- 00-935-3133 Gray
- 00-935-3134 Green
- 00-935-3136 Orange
- 00-935-3137 Red
- 00-935-3138* Brown
- 00-935-3139 White
- 00-935-3140 Yellow
- 00-889-3767 † Yellow


* Size 6-3/4 to 7-1/2

† Furnished with headlight clips,

Electrical Worker's hat with visor and chin strap. Sizes 6-1/2 to 8.

- 00-836-8618 Yellow
- 01-146-4575 White
- 01-146-4576 Red
- 01-146-4577 Orange

HAT TYPE. Full Brim



Sizes 6-3/4 to 7-1/2

- 00-935-1900 Black
- 00-935-1901 Blue
- 00-935-1904 Brown
- 00-935-1907 White
- 00-857-4915 Yellow

Sizes 6-1/2 to 8

- 00-935-1902 Gray
- 00-935-1903 Green
- 00-935-1905 Orange
- 00-935-1906 Brown
- 00-935-1908 Yellow

HELMET, SUN

Impregnated Fiber Shell. Covered with water

repellent treated Cotton Uniform Twill cloth. Equipped with adjustable chin strap and headband. Part of Tropical Uniform Outfit.



- 00-161-4773 Universal size

HOOD, ANTIFLASH

NATURAL color, Rayon and Polybenzimidazole. Round top and flared bottom. Flame retardant. Shoulder length. Circular face opening with bias binding and Elastic webbing.

- 01-268-3473

HOOD, DISPOSABLE

WHITE, Olefin non-woven cloth. Draw cord head wear fastener.


- 01-068-8341 Universal size

HOOD, EXTREME COLD WEATHER

NYLON TWILL, Chloroprene Rubber-Coated on the underside; Nylon Fleece knitted lining; Green. Hook and pile Nylon tape fastening. Equipped with visor. Attached to garment with loops. Waterproof. Universal size.

- 01-148-9083 With earpods


Impermeable Chloroprene Rubber-Coated Nylon Twill outer shell with knitted Nylon Fleece lining. Features a visor, fur ruff and chest slide fastener closure. For use with extreme cold weather jacket, trousers and cap ashore. Size designation and head size in inches shown below.



HOOD, FIREMAN'S

Aluminum Coated outer shell fabricated from an Aramid cloth having a highly reflective Aluminized outer surface. Thermal insulated quilted lining inner shell. Features a frame, cover, gold coated face-piece, anti-fog lift up visor, face piece support, snap fasteners, and adjustable chin strap. For use in fighting close proximity fires such as aircraft fires aboard aircraft carriers and

on airfields and for personnel rescue. Part of Close Proximity Fire Fighting Outfit.



01-268-3472 Universal size


HOOD, GAS MASK, TOXICOLOGICAL AGENTS PROTECTIVE

OLIVE DRAB Butyl Rubber-Coated Nylon cloth. Coated both sides. Strap buckle fastener. For use over the M-9A1 Gas Mask. Part of Toxicological Agents Protective Outfit.

00-261-6690 Universal size

HOOD, RADIOACTIVE CONTAMINANTS PROTECTIVE

YELLOW Polyester and Cotton cloth. Features an adjustable nylon fastener for anchoring hood to the coveralls. Black radiation symbol stamped on lower left front of hood cape. For use in conjunction with coveralls, gloves and footwear by personnel working in low level radioactive contaminated areas. Part of Radioactive Contaminants Protective Outfit.



00-782-2808 Universal size


INSECT NET, HEAD

OLIVE GREEN Nylon Netting. Equipped with Elastic headband, Elastic draw cord closure, and two Elastic hoops for anchoring to breast pocket buttons. For use in the protection against insects. Headnet is made especially to sleep in.

00-935-3130

JACKET, COLD WEATHER

BLUE Aramid plain weave. Fire resistant and water repellent. Equipped with slide fastener and hook-pile fastener tape front. Rayon and Wool lining and knitted wrist cuffs and collar with throat tab. Slash pockets on left and right fronts and patch pocket on left breast.



01-289-2039 Small
01-289-2040 Medium
01-289-2041 Large
01-289-2042 X-Large
01-289-2043 XX-Large

Blue Aramid. Slide fastener front

01-495-0884 Small
01-495-0890 Medium
01-495-0892 Large
01-495-0893 X-Large
01-495-0894 XX-Large

JACKET, EXTREME COLD WEATHER

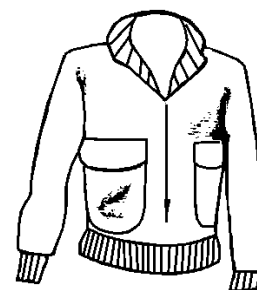
GREEN Chloroprene Rubber-Coated Nylon Twill. Coated on the underside. Interlined with Plastic foam to provide emergency buoyancy. Features a removable quilted lining, Cotton Corduroy collar and knitted cuffs. Also has loop with snap fastener at back of collar to attach hood. Single breasted design with slide fastener closure and buttoned extension flap. For use with extreme cold weather trousers and hood in cold and wet/cold areas. The jacket, which is impermeable, is particularly suitable for use by personnel on shipboard watch. Part of Extreme Cold Weather Outfit.



00-349-9313 Small (34 - 36)

JACKET, FLYER'S

SAGE GREEN. Wing collar, knit cuff and knitted waist band. Front slide fastener closure. Cargo pocket on left sleeve, patch pocket on lower left and right front. Fire resistant. Features emergency marker panel and pouch. Intended to be worn in moderate to cold temperature.



Aramid Twill cloth. Fully lined with Aramid and novoloid satin.

01-010-1912 Sm (34-36)
01-010-1911 Med (38-40)
01-010-1910 Lg (42-44)
01-010-1913 X-Lg (46-48)

Nylon Twill. Fire and heat resistant.

00-310-1111 Sm (34-36)
00-310-1126 Med (38-40)
00-310-1133 Lg (42-44)
00-310-1140 X-Lg (46-48)

Leather cattlehide main body with a Nylon and Oxford lining. Slide front fastener, Brown color, two front lower patch pockets, one slit pocket inside left front, bellows type expansion back and gusset with ventilation eyelet in each armpit. Knit sleeve cuffs with convertible collar. Medium weight, used by pilots and flight officers.

00-268-7801 Large (42-44)


JACKET, WELDER'S

NATURAL Color, Chrome-Tanned Cattlehide Leather. Single breasted design with snap fastener closure. For use by blacksmiths, mechanics and welders for the protection of personnel from trade hazards.

00-268-8262 Sm 34
00-268-8263 Med 38
00-268-8264 Lg 42
00-268-8265 X-Lg 46

JERSEY, FLIGHT DECK CREWMAN'S

Long Sleeve, Pullover type Cotton. Turtle neck style. For use by flight deck personnel aboard aircraft carriers to designate their assigned duties.



SMALL SIZE

CLASS 8415

00-914-0312	Blue
00-914-0316	Brown
00-914-0321	Green
00-914-0325	Purple
00-914-0329	Red
00-914-0333	White
00-914-0337	Yellow

MEDIUM SIZE

00-914-0313	Blue
00-914-0317	Brown
00-914-0322	Green
00-914-0326	Purple
00-914-9481	Red
00-914-0334	White
00-914-0338	Yellow

LARGE SIZE

00-914-0314	Blue
00-914-0318	Brown
00-914-0323	Green
00-914-0327	Purple
00-914-0331	Red
00-914-0335	White
00-914-0339	Yellow

EXTRA LARGE SIZE

00-914-0315	Blue
00-914-0319	Brown
00-914-0324	Green
00-914-0328	Purple
00-914-4143	Red
00-914-0336	White
00-914-0340	Yellow

JERSEY, REVERSIBLE

Cotton cloth. Dark Blue on one side, Gold on the other side, quarter length sleeves.

	Size	
00-245-2052	Sm	(34-36)
00-245-2054	Med	(38-40)
00-245-2065	Lg	(42-44)
00-245-2073	X-Lg	(46-48)

JUMPER, RADIOACTIVE CONTAMINANTS PROTECTIVE

Plastic Polyvinyl Chloride. Yellow color. Crew neck pullover style with Elastic neck, sleeves, and waist.

01-214-8285 X-Lg

LINER, COLD WEATHER COAT

OLIVE GREEN. Nylon faced Quilted Polyester Batting. Single breasted with button attachment. For use as a button-in liner for the Cold Weather Coat.

00-782-2886	X-Sm
00-782-2887	Sm
00-782-2888	Med
00-782-2889	Lg
00-782-2890	X-Lg

LINER, SAFETY HELMET

Fabric or Plastic. Water repellent outer surface. Designed to cover the skull, neck and ears. For use with Safety Helmet.

00-634-5278 6-3/4 to 7-1/2

MASK, EXTREME COLD WEATHER

GREEN Plastic Aramid plain weave outer cloth. Equipped with nose cover with hook and loop fastener tapes. Head harness and nape strap fastening.



01-181-1398 Universal size

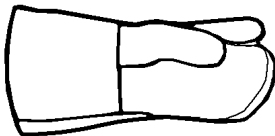
MITTEN, HEAT PROTECTIVE

Aramid cloth. Ambidextrous design. Natural color with a knitted Cotton inner liner and a Cotton Duck lining. Gauntlet cuff.

01-092-0039 Universal size

MITTEN, WELDER'S


NATURAL Color Chrome-Tanned Cattlehide Leather. Single mitten, one-finger style. Features a leather gauntlet and an insulated lining on inside back of mitten. Universal size. 15-1/4 inches long. For use by workers engaged in gas and electric welding.



00-261-6434 L-H
00-261-6435 R-H

MITTEN SET, EXTREME COLD WEATHER

OLIVE GREEN Cotton and Nylon shell with an Alpaca pile fabric back and Saddle Brown Deerskin Leather palm. Green Cotton and Nylon gauntlet and a harness assembly attached to mittens to prevent loss. Part of Extreme Cold Weather Outfit.



00-782-6715 Sm
00-782-6716 Med
00-782-6717 Lg

GREEN, Mitten Inserts, Polyester.

01-323-2174 Sm
01-323-2175 Med
01-323-2176 Lg

Chloroprene Dipped outer shell and removable insulating liner consisting of Nylon knit and Polyurethane foam.

01-150-6198 Sm
01-150-6199 Medium
01-150-6200 Large
01-150-6201 X-Large

PAD, FLIGHT DECK CREWMAN'S HELMET

Plastic Foam pad covered with Nylon Elastic cloth. Equipped with three strips of pile tape used to secure pad to Shell Assembly.

00-178-6830 Back pad
00-178-6831 Front pad

PARKA, COLD WEATHER

CAMOUFLAGE Nylon plain weave and Taffeta lining. Waterproof, single breasted design with slide fastener front closure and underarms. drawcord at hood. Waist has drawcord and hook-pile fastener tapes. Patch pockets on left and right breast and lower left and right front. Features also include infrared reflectance and snow-skirt. Part of Extended Cold Weather System.

01-228-1311 Sm Sht
01-228-1312 Sm Reg
01-228-1313 Sm Lg


01-228-1314 Med X-Sht
01-228-1315 Med Sht
01-228-1316 Med Reg
01-228-1317 Med Lg

01-228-1318 Lg Sht
01-228-1319 Lg Reg
01-228-1320 Lg Lg

01-228-1321 X-Lg Reg
01-228-1322 X-Lg Lg

PARKA, SNOW CAMOUFLAGE

WHITE Cotton and Nylon Oxford. Single breasted hooded style with snap fastener front closure. Equipped with draw cords at hood face opening, waist and parka bottom and Elastic cord at sleeve bottoms. Part of Snow Camouflage Outfit.



00-223-7625 Sm
 00-223-7628 Med
 00-223-7627 Lg
 00-268-7980 X-Lg

POCKET, GENERAL, SURVIVAL VEST (AIRSAVE)

Aramid Oxford Cloth, Green. Snap fastener closure, modular. Used with Aircrew Integrated Recovery Survival, Armor, Vest and Equipment (Airsave).

01-442-1988

POCKET, HABD (HEED, TYPE III) (AIRSAVE)

Aramid Oxford Cloth, Green. Snap fastener closure, modular. With air hose. Used with Aircrew Integrated Recovery Survival Armor, Vest and Equipment (Airsave). HABD — Helicopter Aircrew Breathing Device.

01-441-3293

POCKET, KNIFE, SURVIVAL VEST (AIRSAVE)

Aramid Oxford Cloth, Green. Snap fastener closure, modular. Used with Aircrew Integrated Recovery Survival, Armor Vest and Equipment (Airsave).

01-441-3298

POCKET, PISTOL, SURVIVAL VEST (AIRSAVE)

Aramid Oxford Cloth, Green. Snap fastener closure, modular. Used with Aircrew Integrated Recovery Survival, Armor, Vest and Equipment (Airsave).

01-441-3299

POCKET, RADIO, SURVIVAL VEST (AIRSAVE)

Pocket Radio Survival Vest. Nylon or Aramid, Sage Green. Slide fastener attach by means of sewing onto vest, to accommodate radio, Type PRC-90, non melting material SRU-21/P Type.

00-442-3616

Aramid, Oxford Green. Snap fastener, modular. Used with Aircrew Integrated Recovery Survival, Armor, Vest and Equipment (Airsave).

01-441-1693

SHIELD, FLIGHT DECK CREWMAN'S HELMET

Plastic, Color Coded Shield. Equipped with three strips of hook tape used to secure Pad Assembly to Plastic shield and fastened to Helmet Assembly with six snap fasteners. Back and front shield colors shown below.

BACK SHIELD

00-178-6855 Cocoa Brown
 00-608-4216 Irish Green
 00-610-7171 Lemon Yellow
 00-610-4172 Pimento Red
 00-611-0416 Purple
 00-604-0263 Royal Blue
 00-610-9526 White

FRONT SHIELD

00-178-7013 Cocoa brown
 00-601-6903 Irish green
 00-601-6939 Lemon yellow
 00-601-6904 Pimento red
 00-602-7071 Purple
 00-601-6894 Royal blue
 00-601-7056 White


SHIRT, DISPOSABLE

WHITE, Olefin Non-woven cloth. Coat style, full length sleeve, wing collar type, snap fastener front closure. Features laminated, polyethylene coated both sides, perforated back and splash protection for MK-46 and MK-48 Torpedo Handlers.

01-162-6769 Sm
 01-014-5359 Med
 01-014-3674 Lg
 01-014-2414 X-Lg

SLEEVE, CAPE AND BIB, WELDER'S

NATURAL Color, Chrome-Tanned Cattlehide Leather. Features a snap fastener front closure. For use in protecting personnel from trade hazards.



00-261-6436 Sm 34
 00-261-6437 Med 38
 00-261-6438 Lg 42

SLEEVE, WELDER'S

NATURAL Color, Chrome-Tanned, Cattlehide Leather. Features a snap fastener cuff closure and a Leather thong for shoulder attachment. For use in protecting personnel from trade hazards.

Lg/In.

00-164-0513 18


SLEEVES, ARM, RADIOACTIVE CONTAMINANTS PROTECTIVE

YELLOW Vinyl Chloride. Elastic closure, 18 inches long. For use as protective garments by personnel working in low level radioactive contaminated areas. Sleeves may be worn in conjunction with part or all of the related radioactive contaminates protective outfit.

01-204-2668 Universal size

SMOCK, GENERAL PURPOSE

WHITE Cotton smock. Single breasted design with button front closure. Equipped with breast pockets, one pencil pocket, two lower patch pockets, and two side vent openings. For use by laboratory personnel.



00-823-7611 Sm
 00-823-7612 Med
 00-823-7613 Lg
 00-823-7614 X-Lg

SOCKS, EXTREME COLD WEATHER

WHITE Wool Felt. High top design. Size shown below.

00-177-7992 Sm
 00-177-7993 Med
 00-177-7994 Large

STRAP, CHIN

Gray, Elastic.

01-016-8034

CLASS 8415

SUIT, CHEMICAL PROTECTIVE

OLIVE DRAB Nylon and Modacrylic Twill. Water repellent, fire and oil resistant. Consists of one pullover coat and one pair trousers. Hook-pile fastener on leg bottom, waist and wrist. Lined hood with drawcord. Patch pocket on front left thigh, front right thigh, and center front. Compartment patch pocket on right sleeve. Biological protective, for shipboard use.

01-214-8289 Sm
01-214-8290 Med
01-214-8291 Lg
01-214-8292 X-Lg

TROUSER, RADIOACTIVE CONTAMINANTS PROTECTIVE

YELLOW Plastic Polyvinyl Chloride. Elastic sleeves. Leg openings finished with or without Elastic.

01-214-8286 X-Large

TROUSERS, CAMOUFLAGE PATTERN

Cotton-Nylon Twill. Button front, drawcord leg bottom, adjustable straps and buckles on waistband, knee patches, and seat patch. Slash pocket on left hip, left side, right hip, and right side. Cargo pocket on left thigh and right thigh. For wear by military personnel as an outer garment in foliated areas.

DESERT CAMOUFLAGE PATTERN, Infrared Reflectance. Cotton Nylon.

01-327-5324 X-Sm X-Short
01-327-5325 X-Sm Sht
01-327-5326 X-Sm Reg
01-327-5327 X-Sm Lg

01-327-5328 Sm X-Sht
01-327-5329 Sm Sht
01-327-5330 Sm Reg
01-327-5331 Sm Lg
01-327-5332 Sm X-Lg

01-327-5333 Med X-Sht
01-327-5334 Med Sht
01-327-5335 Med Reg
01-327-5336 Med Lg
01-327-5337 Med X-Lg

01-327-5338 Lg Sht
01-327-5339 Lg Reg
01-327-5340 Lg Lg
01-327-5341 Lg X-Lg

01-327-5342 X-Lg Sht
01-327-5343 X-Lg Reg
01-327-5344 X-Lg Lg

DESERT CAMOUFLAGE, WOVEN RIPSTOP PATTERN. Wind Resistant. Infrared Reflectance.

01-329-2787 X-Sm X-Sht
01-329-2788 X-Sm Sht
01-329-2789 X-Sm Reg
01-329-2790 X-Sm Lg

01-329-2791 Sm X-Sht

01-329-2792 Sm Sht
01-329-2793 Sm Reg
01-329-2794 Sm Lg
01-329-2795 Sm X-Lg

01-329-2796 Med X-Sht
01-329-2797 Med Sht
01-329-2798 Med Reg
01-329-2799 Med Lg
01-329-2800 Med X-Lg

01-329-2801 Med X-Sht
01-329-2802 Lg Reg
01-329-2803 Lg Lg
01-329-2804 Lg X-Lg

01-329-2805 X-Lg Sht
01-329-2806 X-Lg Reg
01-329-2807 X-Lg Lg

WOODLAND CAMOUFLAGE PATTERN. Black, Brown and Green on Green background.

Cotton Nylon Twill

01-084-1705 X-Sm X-Sht
01-084-1716 X-Sm Sht
01-084-1706 X-Sm Reg

01-084-1707 Sm X-Sht
01-084-1708 Sm Sht
01-084-1709 Sm Reg
01-084-1710 Sm Lg

01-084-1711 Med X-Sht
01-084-1712 Med Sht
01-084-1713 Med Reg
01-390-8948* Med Reg
01-084-1717 Med Lg

01-084-1017 Lg Reg
01-084-1714 Lg Lg

01-084-1718 X-Lg Sht
01-084-1715 X-Lg Reg
* Cotton Nylon Poplin

Cotton, Wind Resistant

01-184-1340 X-Sm X-Sht
01-184-1341 X-Sm Sht
01-184-1342 X-Sm Reg
01-184-1343 X-Sm Lg

01-184-1344 Sm X-Sht
01-184-1345 Sm Sht
01-184-1346 Sm Reg
01-184-1347 Sm Lg
01-184-1348 Sm X-Lg

01-184-1349 Med X-Sht
01-184-1350 Med Sht
01-184-1351 Med Reg
01-184-1352 Med Lg
01-184-1353 Med X-Lg

01-184-1354 Lg Sht
01-184-1355 Lg Reg
01-184-1356 Lg Lg
01-184-1357 Lg X-Lg

01-184-1358 X-Lg Sht
01-184-1359 X-Lg Reg
01-184-1360 X-Lg Lg

TROUSERS, COLD WEATHER

PRINTED CAMOUFLAGE Cotton and Nylon. Water repellent and wind resistant. Features a slide fastener fly closure. Equipped with adjustable waist straps, Waist size and inseam length shown below.

01-099-7853 X-Sm Reg

01-099-7854 Sm Sht
01-099-7855 Sm Reg
01-099-7856 Sm Lg

01-099-7857 Med Sht
01-099-7858 Med Reg
01-099-7859 Med Lg

01-099-7860 Lg Reg
01-099-7861 Lg Lg

01-100-0977 X-Lg Reg
01-099-7862 X-Lg Lg

Printed Camouflage Nylon inner and outer layer. Plastic intermediate layer, and plain weave outer layer, waterproof with infrared reflectance. Slide fastener front, hook-pile fastener tape leg bottoms and drawcord waist.

01-228-1342 Sm Reg

01-228-1346 Med Reg
01-228-1347 Med Lg

01-228-1349 Lg Reg
01-228-1350 Lg Lg

01-228-1351 X-Lg Reg

TROUSERS, DISPOSABLE

WHITE Olefin cloth. Elastic waist band adjusting method without cuff. Chemical resistant with splash protection for MK-46 and MK-48 torpedo handlers.

01-013-4839 Med
01-013-9502 Lg
01-013-9503 X-Lg

TROUSERS, FIREMEN'S

OLIVE GREEN Cotton Sateen with quilted liner. Flame resistant and water repellent. Trousers liner lined with Cotton Twill cloth. Features a snap fastener fly closure and equipped with patch pockets and adjustable straps. Horizontal fluorescent cloth strips permanently stitched around leg bottoms. Waist size and inseam length in inches shown below. Part of Fire Fighting Outfit for fighting general fires.



01-166-7798 32 x 31
 01-166-7799 32 x 32
 01-166-7800 32 x 33

01-166-7801 34 x 31
 01-166-7802 34 x 32
 01-166-7803 34 x 33

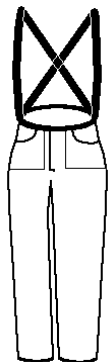
01-166-7804 36 x 31
 01-166-7805 36 x 32
 01-166-7806 36 x 33

01-166-7807 38 x 31
 01-166-7808 38 x 32
 01-166-7809 38 x 33

01-166-7810 40 x 31
 01-166-7811 40 x 32
 01-166-7812 40 x 33

01-166-7813 42 x 31
 01-166-7814 42 x 32
 01-166-7815 42 x 33

01-166-7816 44 x 31



TRUNKS, GENERAL PURPOSE

TAN Cotton and Polyester Poplin cloth. Water repellent. Boxer style with covered Elastic waistband and a concealed drawcord. Equipped with front slash pocket and a built-in knitted Nylon supporter. For general purpose use or for swimming.


00-904-5130 Sm
 00-904-5131 Med
 00-904-5132 Lg
 00-904-5133 X-Lg

GREEN

00-402-8522 Sm
 00-402-8523 Med
 00-402-9711 Lg
 00-402-9712 X-Lg

TRUNKS, SWIMMERS'

TAN Cotton and Polyester Twill. Boxer style, button fly, brass D-ring and strap waist adjustment, patch pocket on right hip.



	Size
00-455-6347	28
00-455-6348	30
00-455-6349	32
00-455-6350	34
00-455-6351	36
00-455-6352	38
00-455-6353	40

UNDERSHIRT, CHEMICAL PROTECTIVE (NAVY)

Chemical resistant. Full length sleeves with adjustable hook and pile closures. Slide fastener front closure with inside flap. Neck of undershirt shall be finished with tricot knit binding. Underarms lined with shields.

	Size
01-490-1900	30
01-490-1901	32
01-490-1902	34
01-490-1903	36
01-490-1904	38
01-490-1908	40
01-490-1910	42
01-490-1911	44
01-490-1913	46
01-490-1914	48
01-490-1915	50
01-490-1917	52


UNDERSHIRT, COLD WEATHER

Brown color, Olefin fiber material with knitted and terry cloth. Long sleeve, turtle neck style with infrared reflectance. Used by a man or woman and it is part of the extended cold weather system.

	Size
01-227-9549	Med
01-227-9550	Lg
01-227-9551	X-Lg

UNDERSHIRT, EXTREME COLD WEATHER

NATURAL Color, Cotton Waffle Knit. Rib knit wristlets and crewneck. Long sleeves, pullover style. Part of Cold Weather Outfit.



01-051-1174 X-Sm
 00-270-2012 Sm
 00-270-2013 Med
 00-270-2014 Lg
 00-270-2015 X-Lg

UNDERSHIRT, FLYER'S

WHITE, Rib Knit Aramid cloth. Knitted wristlets and mock turtleneck. Long sleeves, pullover style. Heat resistant. Part of Aircraft Carrier Personnel Outfit.

01-043-8375 X-Sm
 00-485-6547 Sm
 00-485-6548 Med
 00-485-6680 Lg
 00-485-6681 X-Lg

VEST, COUNTERPRESSURE

Anti-G counterpressure. Part of Navy Combat Edge System. Inflatable bladder inserted into upper torso of vest, provide connection to and from a regulated oxygen pressure source. Vest equipped with 3 lacing assemblies on each side, 1 lower waist, 1 upper waist and 1 upper back.

	Size
01-454-6760	Sm
01-454-6769	Med
01-454-6779	Lg
01-454-6783	X-Lg

VEST, HIGH VISIBILITY

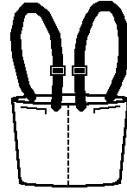
ORANGE Fluorescent Nylon Weave, Vinyl Chloride Coated. Hook-pile fastener tapes on left and right side. Silver White reflective stripes. Designed for use by military police, marching troops, and others required to work in areas traversed by vehicles.

00-177-4974 Universal size

VEST, SURVIVAL

SAGE GREEN Nylon Duck cloth. Equipped with cargo and patch pockets and detachable pouch for Oxygen regulator and hose. Used for stowing and conveying the various items of survival equipment that are carried by air-crewmembers.

CLASS 8415



00-139-6174 Universal size

VEST, SURVIVAL, AIRSAVE

Green Knitted Nylon. Component of Airsave (Aircrew Integrated Recovery Survival, Armor, Vest And Equipment). Front slide fastener. Patch inside right and left breast. Cargo pocket inside lower left and lower right front. Includes hoist harness. Has replaceable pockets. Interlining Web System that allows vest adjustment at side and back with a front slide fastener closure.

Type

01-442-1991 1
01-441-3296 2

VISOR LENS ASSEMBLY

Polycarbonate material. Contains neutral Gray visor lens, guide lens and adhesive. Used with SPH-4 Flyer's Helmet.

00-490-1196

CLASS 8420 UNDERWEAR AND NIGHTWEAR, MEN'S

NOTE: As non-plastic items currently in use are identified, information will be provided through shopping advisory messages and the Afloat Shopping Guide. To help you ship more "wisely", items recommended for shipboard use will be annotated with "NP" by the National Item Identification Number.

NOTE: For additional information and state-of-the-art search capabilities, please access the DSCP web sight at <http://ct.dscp.dla.mil/Ascot/search.html>

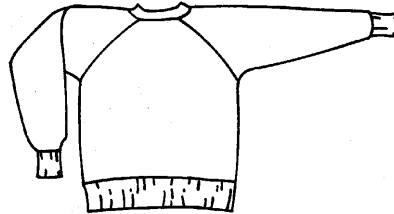
UNDERSHIRT, MAN'S

PULL-OVER KNIT UNDERSHIRT WITH CREW NECK AND QUARTER LENGTH SLEEVES.

CLOTHING STORE ITEM

WHITE

	Size	
00-543-6647	Large	42-44
00-543-6648	X Large	46-48



	Size	
00-543-6646	Medium	38-40

BROWN, U. S. ARMY No. 436

	Size	
01-112-1474	Small	34-36
01-112-1475	Medium	38-40
01-112-1476	Large	42-44
01-112-1477	X Large	46-48

OLIVE DRAB

	Size	
01-450-0065	Medium	
01-450-0067	Large	
01-450-0069	X Large	

CLASS 8430 FOOTWEAR, MEN'S

NOTE: As non-plastic alternatives to plastic items currently in use are identified, information will be provided through shopping advisory messages and the Afloat Shopping Guide. To help you shop more "wisely", items recommended for shipboard use will be annotated with "NP" by the National Item Identification Number.

NOTE: For additional information and state-of-the-art search capabilities, please access the DSCP web sight at <http://ct.dscp.dla.mil/Ascot/search.html>

BOOTS, COLD WEATHER

MAN'S HIGH BLUCHER. Mildew resistant, full laced closure, direct molder rubber overall.



Height - 11.250 inches


	Size
01-250-7543	3 Narrow
01-250-7544	3 Regular
01-250-7545	3 Wide
01-250-7546	4 Narrow
01-250-7547	4 Regular
01-250-7548	4 Wide

Height - 11.500 inches

	Size
00-823-7025	5 Narrow
00-823-7026	5 Regular
00-823-7027	5 Wide
00-823-7030	6 Narrow
00-823-7031	6 Regular
00-823-7032	6 Wide
00-823-7035	7 Narrow
00-823-7036	7 Regular
00-823-7037	7 Wide
00-823-7038	7 X-Wide
00-823-7040	8 Narrow
00-823-7041	8 Regular
00-823-7042	8 Wide
00-823-7043	8 X-Wide
00-823-7044	9 X-Narrow
00-823-7045	9 Narrow
00-823-7046	9 Regular
00-823-7047	9 Wide
00-823-7050	10 Narrow
00-823-7051	10 Regular

	Size
00-823-7052	10 Wide
00-823-7055	11 Narrow
00-823-7056	11 Regular
00-823-7057	11 Wide
00-823-7060	12 Narrow
00-823-7061	12 Regular
00-823-7062	12 Wide
00-823-7065	13 Narrow
00-823-7066	13 Regular
00-823-7067	13 Wide
00-823-7070	14 Narrow
00-823-7073	14 Regular
00-823-7074	14 Wide

MAN'S and WOMAN'S HIGH BLUCHER. Black leather. Mildew resistant, full laced closure, direct molded, Rubber sole and heel. Removable ventilating insole, speed lacing, inside padded collars.



	Size
01-198-1354	3 Narrow
01-198-1355	3 Regular
01-198-1356	3 Wide
01-198-1357	3 X-Wide
01-198-1358	3.500 Narrow
01-198-1359	3.500 Regular
01-198-1360	3.500 Wide
01-198-1361	3.500 X-Wide
01-198-1364	4 Wide
01-198-1365	4 X-Wide
01-198-1366	4.500 Narrow
01-198-1367	4.500 Regular
01-198-1368	4.500 Wide
01-198-1369	4.500 X-Wide
01-198-1370	5 X-Narrow
01-198-1371	5 Narrow
01-198-1374	5 X-Wide

	Size
01-198-1375	5.500 X-Narrow
01-198-1376	5.500 Narrow
01-198-1377	5.500 Regular
01-198-1378	5.500 Wide
01-198-1379	5.500 X-Wide
01-198-1380	6 X-Narrow
01-198-1381	6 Narrow
01-198-1383	6 Wide
01-198-1384	6 X-Wide
01-198-1385	6.500 X-Narrow
01-198-1386	6.500 Narrow
01-198-1387	6.500 Regular
01-198-1388	6.500 Wide
01-198-1389	6.500 X-Wide
01-198-1390	7 X-Narrow
01-198-1391	7 Narrow
01-198-1394	7 X-Wide
01-198-1395	7.500 X-Narrow
01-198-1396	7.500 Narrow
01-198-1397	7.500 Regular
01-198-1398	7.500 Wide
01-198-1399	7.500 X-Wide
01-198-1400	8 X-Narrow
01-198-1404	8 X-Wide
01-198-1405	8.500 X-Narrow
01-198-1406	8.500 Narrow
01-198-1407	8.500 Regular
01-198-1408	8.500 Wide
01-198-1409	8.500 X-Wide
01-198-1410	9 X-Narrow
01-198-1411	9 Narrow
01-198-1414	9 X-Wide
01-198-1415	9.500 X-Narrow
01-198-1416	9.500 Narrow
01-198-1417	9.500 Regular
01-198-1418	9.500 Wide
01-198-1419	9.500 X-Wide
01-198-1420	10 X-Narrow
01-198-1424	10 X-Wide
01-198-1425	10.500 X-Narrow
01-198-1426	10.500 Narrow
01-198-1427	10.500 Regular
01-198-1428	10.500 Wide
01-198-1429	10.500 X-Wide
01-198-1430	11 X-Narrow
01-198-1431	11 Narrow
01-198-1434	11 X-Wide
01-198-1435	11.500 X-Narrow

CLASS 8430

	Size
01-198-1325	11.500 Narrow
01-198-1326	11.500 Regular
01-198-1327	11.500 Wide
01-198-1328	11.500 X-Wide
01-198-1329	12 X-Narrow
01-198-1330	12 Narrow
01-198-1333	12 X-Wide
01-198-1334	12.500 X-Narrow
01-198-1335	12.500 Narrow
01-198-1336	12.500 Regular
01-198-1337	12.500 Wide
01-198-1338	12.500 X-Wide
01-198-1339	13 X-Narrow
01-198-1340	13 Narrow
01-198-1343	13 X-Wide
01-198-1344	13.500 X-Narrow
01-198-1345	13.500 Narrow
01-198-1346	13.500 Regular
01-198-1347	13.500 Wide
01-198-1348	13.500 X-Wide
01-198-1349	14 X-Narrow
01-198-1350	14 Narrow
01-198-1351	14 Regular
01-198-1352	14 Wide
01-198-1353	14 X-Wide

BOOTS, EXTREME COLD WEATHER


Mans White Rubber, high blucher boot. Rigid nonslip sole, Ski strap shelf. Eyelet and lacing fasteners, air release valve.

	Size
01-056-0815	3 Narrow
01-056-0816	3 Regular
01-056-0817	3 Wide
01-056-0818	4 Narrow
01-056-0819	4 Regular
01-057-3500	4 Wide
00-655-5541	5 Narrow
00-655-5540	5 Regular
00-655-5539	5 Wide
00-655-5544	6 Narrow
00-655-5543	6 Regular
00-655-5542	6 Wide
00-655-5548	8 Narrow
00-655-5549	8 Regular
00-655-5550	8 Wide
00-655-5551	9 Narrow
00-655-5535	9 Regular
00-655-5553	9 Wide
00-655-5554	10 Narrow
00-655-5563	10 Regular
00-655-5564	10 Wide
00-655-5538	11 Narrow
00-655-5537	11 Regular
00-655-5536	11 Wide
00-655-5552	12 Narrow

	Size
00-655-5555	12 Regular
00-655-5556	12 Wide
00-655-5557	13 Narrow
00-655-5558	13 Regular
00-655-5559	13 Wide
00-655-5560	14 Narrow
00-655-5561	14 Regular
00-655-5562	14 Wide

BOOTS, FIREMEN'S

GENERAL PURPOSE. Black Rubber with White Rubber bumper toe cap. Steel safety toe. One piece flexible Steel puncture-proof sole, and a cleated outer-sole, or one piece molded sole and heel. Boots have buckle and strap top fastening.



THREE-QUARTER LENGTH. 29 inches high.

	Size
00-147-1036	10
00-147-1038	12

KNEE LENGTH. 13.500 inches high.

	Size
00-753-5937	7
00-753-5938	8
00-753-5939	9
00-753-5940	10
00-753-5941	11
00-753-5942	12
00-753-5943	13

BOOTS, HOT WEATHER

MAN'S AND WOMAN'S high blucher, tropical combat boot. Mildew resistant. Leather Nylon, Duck upper. Cleated tread. Non marking, Rubber sole with drainage eyelets provided. Equipped with Nylon laces and removable ventilating insole. Boot height -10 inches.



TAN

	Size
01-325-6451	3.500 X-Wide
01-325-6452	4 Regular
01-325-6453	4.500 Narrow
01-325-6454	4.500 Regular
01-325-6455	4.500 Wide
01-325-6456	4.500 X Wide
01-325-6457	5 X-Narrow
01-325-6458	5 Narrow
01-325-6459	5 Regular
01-325-6460	5 Wide
01-325-6461	5 X Wide
01-325-6462	5.500 X-Narrow
01-325-6463	5.500 Narrow
01-325-6464	5.500 Regular
01-325-6465	5.500 Wide
01-325-6466	5.500 X Wide
01-325-6467	6 X-Narrow
01-325-6468	6 Narrow
01-325-6469	6 Regular
01-325-6470	6 Wide
01-325-6471	6 X Wide
01-325-6472	6.500 X-Narrow
01-325-6473	6.500 Narrow
01-325-6474	6.500 Regular
01-325-6475	6.500 Wide
01-325-6476	6.500 X Wide
01-325-6477	7 X-Narrow
01-325-6478	7 Narrow
01-325-6479	7 Regular
01-325-6480	7 Wide
01-325-6481	7 X Wide
01-325-6482	7.500 X-Narrow
01-325-6483	7.500 Narrow
01-325-6484	7.500 Regular
01-325-6485	7.500 Wide
01-325-6486	7.500 X Wide
01-325-6487	8 X-Narrow
01-325-6488	8 Narrow
01-325-6489	8 Regular
01-325-6490	8 Wide
01-325-6491	8 X Wide
01-325-6492	8.500 X-Narrow
01-325-6493	8.500 Narrow
01-325-6494	8.500 Regular
01-325-6495	8.500 Wide
01-325-6496	8.500 X Wide
01-325-6497	9 X-Narrow
01-325-6498	9 Narrow
01-325-6499	9 Regular
01-325-6500	9 Wide
01-325-6501	9 X Wide
01-325-6502	9.500 X-Narrow
01-325-6503	9.500 Narrow
01-325-6504	9.500 Regular
01-325-6505	9.500 Wide
01-325-6506	9.500 X Wide
01-325-6507	10 X-Narrow
01-325-6508	10 Narrow
01-325-6509	10 Regular

CLASS 8430

	Size
01-325-6510	10 Wide
01-325-6511	10 X Wide
01-325-6512	10.500 X-Narrow
01-325-6513	10.500 Narrow
01-325-6514	10.500 Regular
01-325-6515	10.500 Wide
01-325-6516	10.500 X Wide
01-325-6517	11 X-Narrow
01-325-6518	11 Narrow
01-325-6519	11 Regular
01-325-6520	11 Wide
01-325-6521	11 X Wide
01-325-6522	11.500 X-Narrow
01-325-6523	11.500 Narrow
01-325-6524	11.500 Regular
01-325-6525	11.500 Wide
01-325-6526	11.500 X Wide
01-325-6527	12 X-Narrow
01-325-6528	12 Narrow
01-325-6529	12 Regular
01-325-6530	12 Wide
01-325-6531	12 X Wide
01-325-6532	12.500 X-Narrow
01-325-6533	12.500 Narrow
01-325-6534	12.500 Regular
01-325-6535	12.500 Wide
01-325-6536	12.500 X Wide
01-325-6537	13 X-Narrow
01-325-6538	13 Narrow
01-325-6539	13 Regular
01-325-6540	13 Wide
01-325-6541	13 X Wide
01-325-6542	13.500 X-Narrow
01-325-6543	13.500 Narrow
01-325-6544	13.500 Regular
01-325-6545	13.500 Wide
01-325-6546	13.500 X Wide
01-325-6547	14 X-Narrow
01-325-6548	14 Narrow
01-325-6549	14 Regular
01-325-6550	14 Wide
01-325-6551	14 X Wide
BLACK with Steel insole plate.	
	Size
01-312-7756	3-1/2 X-Wide
01-312-7757	4 Regular
01-312-7758	4.500 Narrow
01-312-7759	4.500 Regular
01-312-7760	4.500 Wide
01-312-7761	4.500 X Wide
01-312-7762	5 X-Narrow
01-312-7767	5.500 X-Narrow
01-312-7768	5.500 Narrow
01-312-7769	5.500 Regular
01-312-7770	5.500 Wide
01-312-7771	5.500 X Wide
01-312-7777	6.500 X-Narrow

	Size
01-312-7781	6.500 Narrow
01-312-7782	6.500 Regular
01-312-7783	6.500 Wide
01-312-7784	6.500 X Wide
01-312-7787	7 Regular
01-312-7790	7.500 X-Narrow
01-312-7791	7.500 Narrow
01-312-7792	7.500 Regular
01-312-7793	7.500 Wide
01-312-7794	7.500 X Wide
01-312-7797	8 Regular
01-312-7798	8 Wide
01-312-7800	8.500 X-Narrow
01-312-7801	8.500 Narrow
01-312-7802	8.500 Regular
01-312-7803	8.500 Wide
01-312-7804	8.500 X Wide
01-312-7807	9 Regular
01-312-7808	9 Wide
01-312-7710	9.500 X-Narrow
01-312-7811	9.500 Narrow
01-312-7812	9.500 Regular
01-312-7813	9.500 Wide
01-312-7814	9.500 X Wide
01-312-7817	10 Regular
01-312-7818	10 Wide
01-312-7820	10.500 X-Narrow
01-312-7821	10.500 Narrow
01-312-7822	10.500 Regular
01-312-7823	10.500 Wide
01-312-7824	10.500 X Wide
01-312-7827	11 Regular
01-312-7828	11 Wide
01-312-7830	11.500 X-Narrow
01-312-7831	11.500 Narrow
01-312-7832	11.500 Regular
01-312-7833	11.500 Wide
01-312-7834	11.500 X Wide
01-312-7837	12 Regular
01-312-7838	12 Wide
01-312-7840	12.500 X-Narrow
01-312-7841	12.500 Narrow
01-312-7842	12.500 Regular
01-312-7843	12.500 Wide
01-312-7844	12.500 X Wide
01-312-7847	13 Regular
01-312-7850	13.500 X-Narrow
01-312-7851	13.500 Narrow
01-312-7852	13.500 Regular
01-312-7853	13.500 Wide
01-312-7854	13.500 X Wide



8 inches high

	Size
00-624-2155	5 Regular
00-624-2333	5.500 Regular
00-624-2655	6 Regular
00-624-2726	7 Regular
00-624-2727	7 Wide
00-624-2746	7.500 Regular
00-624-2751	7.500 Wide
00-624-2756	8 Regular
00-624-2760	8 Wide
00-624-2764	8 X Wide
00-624-2797	8.500 Regular
00-624-2839	8.500 Wide
00-624-2905	9 Regular
00-624-2918	9 Wide
00-624-2980	9.500 Regular
00-624-2983	9.500 Wide
00-624-3135	10 Regular
00-624-3187	10 Wide
00-624-3188	10 X Wide
00-624-3197	10.500 Regular
00-624-3198	10.500 Wide
00-624-3249	11 Regular
00-624-3256	11 Wide
00-624-3313	11.500 Regular
00-624-3315	11.500 Wide
00-624-3362	12 Wide
00-624-3429	12.500 Regular
00-624-3464	13 X-Narrow
00-624-3477	13 Regular
00-624-3478	13 Wide
00-624-3673	14 X-Narrow
00-624-3717	14 Regular

BLUCHER TYPE. Unlined, Black leather boot with safety Steel box toe. Non slip, non marking, static electricity reducing feature. Nonslip tread. Jet fuel, oil, and weather resistant.

BOOTS, SAFETY

HIGH BLUCHER TYPE. Lined, black leather boot with safety steel box toe. Nonslip, non marking, rubber outer-sole and heel. Jet fuel and water resistant. Speed lacing feature.

CLASS 8430



10 inches high

	Size
01-193-4022	3 Regular
01-105-2332	4 Narrow
01-105-2333	4 Regular
01-105-2334	4 Wide
01-105-2337	4.500 Regular
01-105-2338	4.500 Wide
01-105-2340	5 Regular
01-105-2341	5 Wide
01-105-2344	5.500 Regular
01-105-4666	5.500 Wide
01-105-2345	5.500 X Wide
01-105-2348	6 Regular
01-105-2349	6 Wide
01-105-2352	6.500 Regular
01-105-2353	6.500 Wide
01-105-2354	6.500 X Wide
01-105-2357	7 Regular
01-105-2358	7 Wide
01-105-2359	7 X Wide
01-105-2361	7.500 Regular
01-105-2362	7.500 Wide
01-105-2363	7.500 X Wide
01-105-2365	8 Narrow
01-105-2366	8 Regular
01-105-2367	8 Wide
01-105-2368	8 X Wide
01-105-2371	8.500 Regular
01-105-2372	8.500 Wide
01-105-2373	8.500 X Wide
01-105-2375	9 Narrow
01-105-2376	9 Regular
01-105-2377	9 Wide
01-105-2378	9 X Wide
01-105-2380	9.500 Narrow
01-105-2381	9.500 Regular
01-105-2382	9.500 Wide
01-105-2383	9.500 X Wide
01-105-2385	10 Narrow
01-105-2386	10 Regular
01-105-2387	10 Wide
01-105-2388	10 X Wide
01-105-2390	10.500 Narrow
01-105-2391	10.500 Regular
01-105-2392	10.500 Wide
01-105-2393	10.500 X Wide

	Size
01-105-2395	11 Narrow
01-105-2396	11 Regular
01-105-2397	11 Wide
01-105-2398	11 X Wide
01-105-2400	11.500 Narrow
01-105-2401	11.500 Regular
01-105-2402	11.500 Wide
01-105-2403	11.500 X Wide
01-105-2405	12 Narrow
01-105-2406	12 Regular
01-105-2407	12 Wide
01-105-2427	12 X Wide
01-105-2410	12.500 Regular
01-105-2411	12.500 Wide
01-105-2412	12.500 X Wide
01-105-2415	13 Regular
01-105-2416	13 Wide
01-105-2417	13 X Wide
01-105-2420	13.500 Regular
01-105-2421	13.500 Wide
01-105-2424	14 Regular
01-105-2425	14 Wide
01-105-2426	14 X Wide

FOOTWEAR COVERS, CHEMICAL PROTECTION

High, black rubber overall. Nonslip, with tie tapes. Acid, oil, jet fuel, and fire resistant.

	Size
01-021-5978	Large


FOOTWEAR COVERS, DISPOSABLE

MAN'S clear Plastic Vinyl, waterproof with elastic band. Used in disassembly, cleaning, fueling, and handling of torpedoes. Height -11 inches.

	Size
01-162-4453	Small
00-591-1359	Medium
00-580-1206	Large
00-580-1205	X Large

FOOTWEAR COVERS, RADIOACTIVE CONTAMINANTS PROTECTIVE

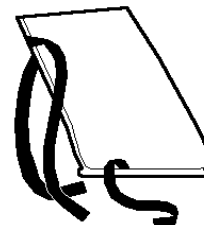
Flexible Yellow vinyl pull-on footwear. Universal size. Height -17 inches.



01-196-8394

FOOTWEAR COVERS, TOXICOLOGICAL AGENTS PROTECTIVE

Loose fitting Butyl Rubber coated cloth footwear. Used for decontamination purposes. Olive drab color. Furnished with two sets of tie tapes, for securing over foot and leg. Mildew and water resistant. Height 22 inches.



	Size
00-262-5295	Small
00-262-5297	Medium
00-262-5296	Large

OVERSHOES, RADIOACTIVE CONTAMINANTS PROTECTIVE

LOW black rubber stretch type overshoes. Nonskid sole and heel. Yellow identification patch areas at toe and rear.



	Size
00-890-2074	Large
00-890-2075	X Large

SHOES, ELECTRICAL HAZARDS PROTECTIVE

Black leather high blucher style. Non slip Rubber chloroprene heel and sole. Oil resistant. Steel box, plain toe, and steel lasting staple, affords protection up to 600 volts.

	Size
01-064-7099	4 Narrow
01-064-7108	6 X Narrow
01-064-7109	7 X Narrow
00-611-8747	9 Regular
00-611-8774	9.500 Regular
00-611-8778	10 Regular
00-611-8782	10.500 Regular

SHOES, MOLDERS'

Black leather upper. Congress Style. Non marking, jet fuel and oil resistant, rubber coated outer-sole and heel. Steel safety toe. Mildew resistant. Elastic fabric side gores.



6 inches high

	Size
01-174-2413	4 Regular
01-174-2414	5 Regular
01-174-2415	5 X Wide
01-174-2416	6 Regular
01-174-2417	6 X Wide

	Size
01-174-2418	7 Regular
01-174-2419	7 X Wide
01-174-2420	8 Regular
01-174-2421	8 X Wide
01-174-2422	9 Regular
01-174-2423	9 X Wide
01-174-2424	10 Regular
01-174-2425	10 X Wide
01-174-2426	11 Regular
01-174-2427	11 X Wide

SHOES, SAFETY

Chukka style. Steel toe safety shoe. Black leather uppers with three or four eyelets, non marking rubber sole and plastic core heel. Jet fuel, oil, and water resistant. Static electricity reducing feature.

	Size
00-596-5973	13 Regular

SHOES, SUBMARINE DECK

LOW Style. Blue cotton duck upper, with nonslip, white rubber action traction sole, eyelet/lacing feature.

	Size
01-228-3170	8
01-228-3171	8.500
01-228-3172	9
01-228-3173	9.500
01-228-3174	10
01-228-3175	10.500
01-228-3176	11
01-228-3177	11.500
01-228-3178	12
01-228-3179	13

CLASS 8430

CORRELATION AND FITTING GUIDE FOR MATCHING STANDARD DoD MEN'S SAFETY FOOTWEAR SIZES WITH WOMEN'S DRESS SHOE SIZES.

SIZES (WOMEN'S) SHOES, WOMEN Mil-S-21711	SIZES (MEN'S) DoD SAFETY FOOTWEAR	
	FIRST CHOICE	SECOND CHOICE
2B	2XN	2N
2C	2N	2XN
2-1/2B	2-1/2XN	2-1/2N
2-1/2C	2-1/2N	2-1/2XN
3B	3XN	3N
3C	3N	3XN
3-1/2B	3-1/2XN	3-1/2N
3-1/2C	3-1/2N	3-1/2XN
4B	4XN	4N
4C	4N	4XN
4-1/2B	4N	4XN
4-1/2C	4N	4-1/20XN
5A	4-1/2XN	4-1/2N
5B	4-1/2N	4-1/2XN
5C	4-1/2N	4R
5D	4-1/2R	5N
5-1/2A	4-1/2N	5XN
5-1/2B	4-1/2R	5N
5-1/2C	4-1/2R	5N
5-1/2D	5R	5-1/2N
6A	5N	5-1/2XN
6B	5-1/2N	5R
6C	5-1/2N	5R
6D	5R	5-1/2N
6-1/2A	5R	5-1/2XN
6-1/2B	5R	5-1/2XN
6-1/2C	5-1/2R	5W
6-1/2D	5-1/2R	5W
7AA	5-1/2N	6XN
7A	5-1/2R	6-1/2N
7B	5-1/2R	6-1/2N
7C	6R	5-1/2R
7D	6-1/2N	7XN
7-1/2AA	6XN	5-1/2N
7-1/2A	6-1/2N	7XN
7-1/2B	6R	6-1/2N
7-1/2C	6-1/2R	7N
7-1/2D	6-1/2R	7N
8AA	7XN	6-1/2N
8A	7XN	6-1/2N
8B	7N	6-1/2R
8C	7-1/2N	8XN
8D	7-1/2R	7R
8-1/2AA	7XN	7N
8-1/2A	7N	7-1/2XN
8-1/2B	7R	7-1/2N
8-1/2C	7R	7W
8-1/2D	7-1/2N	8XN
9AA	8XN	7-1/2N
9A	8XN	7-1/2N
9B	7-1/2R	8R
9C	7-1/2R	8R

CLASS 8435 FOOTWEAR, WOMEN'S

NOTE: As non-plastic alternatives to plastic items currently in use are identified, information will be provided through shopping advisory messages and the Afloat Shopping Guide. To help you shop more "wisely", items recommended for shipboard use will be annotated with "NP" by the National Item Identification Number.

SHOES, GYMNASIUM

Lowcut black nonslip athletic shoe. Neoprene non-marking carbon rubber outsole. Full grain leather upper size 8 1/2 EE.

01-476-1024

SHOES, RUNNING, WOMEN'S

Lowcut synthetic leather mesh upper with padded collar and tongue. Combination lasted, compression molded midsole, counter reinforcer. Slip resistant and non-marking rubber outsole. Lined, removable insole. White, eletelet lacing.

Size

01-446-1891 6 1/2AA
01-446-1889 5AA
01-446-1892 9 1/2AA

SHOES, SAFETY

Chukka style womans shoe with leather upper. Black with safety box toe, nonslip tread surface, lacing. Jet fuel and oil resistant heel and sole. Soft leather covered cushioned collar. Padded steel toe, repairable welt construction.

Size

01-458-7274 6 1/2 X-Wide
01-458-7281 7 X-Wide
01-458-7287 7 1/2 X-Wide

CLASS 8440

HOSIERY, HANDWEAR, AND CLOTHING ACCESSORIES, MEN'S

NOTE: As non-plastic alternatives to plastic items currently in use are identified, information will be provided through shipping advisory messages and the Afloat Shopping Guide. To help you shop more "wisely", items recommended for shipboard use will be annotated with "NP" by the National Item Identification Number.

NOTE: For additional information and state-of-the-art search capabilities, please access the DSCP web sight at <http://ct.dscp.dla.mil/Ascot/search.html>

GLOVES, MEN'S AND WOMEN'S

DRESS BLACK. Sheepskin leather outer shell and lined with a permanently attached seamless knit wool liner. For Navy and Marine personnel.

	Size
01-161-7119	1
01-161-7120	1C
01-161-7121	2
01-161-7122	2C
01-161-7123	3
01-161-7124	3C
01-161-7125	4
01-161-7126	4C
01-161-7128	5C
01-161-7132	7C
01-224-0507	10

DRESS WHITE. Knitted Cotton. U.S. Navy 3028.

	Size
00-160-0770	Small
00-160-0874	Medium
00-160-0875	Large

LEGGINGS, MEN'S

NAVAL SHORE PATROL. White, Cotton Duck. Hook and eye and lacing outside closure. Stirrup legs.

	Size
00-261-4260	1
00-261-4261	2
00-261-4262	3
00-261-4247	4
00-261-4248	5
00-261-4249	6
00-261-4250	7
00-261-4251	8
00-261-4252	9

NECKERCHIEF

Twill overall. Black. Enlisted man, U.S. Navy 3218. 36 inches long.

01-198-5175

SOCKS

Cotton twisted or plied with stretch Nylon, 100 percent stretch Nylon, stretch Nylon plated over Cotton, or stretch Nylon in combination with Acrylic yarn. The Elastic yarn for the cuff shall consist of spandex core with a stretch type inner and outer cover.

WOOL CUSHION SOLE SOCKS. Knee length. Wool and Cotton, stretch type with ribbed knit top and plain knit leg and foot. Leg length 15 inches. Shrink resistant.

Olive Green

	Size
00-782-2171	9 to 10 Small
00-782-2172	10-1/2 to 11-1/2 Medium
00-782-2173	12 to 13 Large

Black

	Size
01-053-6769	7 1/2 to 8 1/2 X-Small
00-543-7777	9 to 10 Small
00-543-7778	10-1/2 to 11-1/2 Medium
00-543-7779	12 to 13 Large
01-343-8095	X-Large

WOOL, WINTER SOCKS. Wool and Cotton, natural color. Ribbed knit top. Plain knit leg and foot with a terry or tuft stitch on the inside of the high heel, sole, toe, and ring toe. Shrink resistant, seamless. Length of leg 12-1/2 inches.

	Size
01-053-6388	7
01-053-6399	8
00-261-4897	9
00-153-6717	10
00-153-6718	11
00-153-6719	12
00-153-6720	13
00-153-6721	14

CLASS 8455 BADGES AND INSIGNIA

NOTE: As non-plastic alternatives to plastic items currently in use are identified, information will be provided through shopping advisory messages and the Afloat Shopping Guide. To help you shop more "wisely", items recommended for shipboard use will be annotated with "NP" by the National Item Identification Number.

BADGE, IDENTIFICATION

U. S. Navy Identification badge. Metal overall with enameled letters and numbers. Lacquer finish. Pin catch attachment. 2-1/2 inches high by 1-3/4 inches wide. Precious metals as indicated.

STAR DESIGN



	Metal	Type
01-095-9725	Gold	Chief Mstr at Arms
01-095-9728	Silver	Master at Arms

ANCHOR DESIGN



	Metal	Type
01-095-9726	Gold	Corrections

BADGE, IDENTIFICATION, PERSONNEL

White overall. Includes fastener.

	Lg./In.	W./In.
00-898-9730	3	2
01-283-3774	3	1

BADGE, QUALIFICATION

ARMS EXPERT qualification badge. Copper alloy and red bronze color. Regular size.

	Type
00-577-5877	Pistol
00-577-5878	Rifle

BRASSARD

Printed wool or cotton legend. Yellow letters on blue or black background except where noted. 18 inches long and 4 inches wide. Type as shown.

	Type
00-515-3553	Jr. Officer of the Deck
00-515-3554	Officer of the Deck
00-515-3552	Master at Arms
00-153-9846	Shore Patrol
00-772-5345	Geneva Convention Red Cross

BUTTON, INSIGNIA

EAGLE with ANCHOR. Designed for U.S. Navy enlisted and commissioned personnel. Metal overall as shown. Burnished and polished surface. Attach method, end use, and size in lines as shown.



SILVER. Enlisted men, with hopper shank.

	Attach	Use on	Size/lines
00-150-2256	Sew-on	Uniform	35

GOLD. Commissioned and enlisted men, with regular shank. Uniform embossed.

	Attach	Use on	Size/lines
00-261-4417	Ring/Pin	Unk.	22.5

CASE, DECORATION

Designed for military personnel. Steel base, pyroxylin coated cotton sheeting outer cover. Plush satin lining. 7 inches long by 4.281 inches wide. No title on cover.

00-890-2166

DECORATION, INDIVIDUAL

ARMED FORCES DECORATION. Features pendant and suspension ribbon. Copper alloy material with a matted and oxidized surface.

	Decoration Type
00-823-7121	Navy Commendation Medal
00-246-3837	Air Medal

DECORATION, UNIT

Furnished with service ribbon, clip, and bar. Regular size.

U. S. NAVY and MARINE CORPS

01-043-9711	Battle Efficiency
00-935-6664	Meritorious Unit Commendation
00-334-7967	Navy Unit Commendation
00-334-7965	Presidential Unit Citation

U. S. ARMY

01-170-5143	Joint Service Meritorious Unit
-------------	--------------------------------

DECORATION SET, INDIVIDUAL

Designed for military personnel, except as noted. Regular size. Furnished with case and the following items: Service ribbon bar; Medal decoration; Lapel button decoration; and Service ribbon decoration.

	Decoration Type
00-269-5747	Air Medal
00-269-5749	Bronze Star
00-269-5748	Distinguished Flying Cross
00-680-0703	Distinguished Service Medal
01-195-1841	Joint Service Achievement
00-965-2204	Joint Service Commendation
00-262-3469	Legion of Merit, Legionnaire
00-680-0702	Medal of Honor
01-089-0015	Meritorious Civilian Service
00-450-3728	Meritorious Service Medal
00-926-6784	Navy Achievement Medal
00-817-0305	Navy and Marine Corps Medal
00-680-0617	Navy Commendation Medal
00-680-0705	Navy Cross
00-269-5757	Purple Heart
00-269-5758	Silver Star

EMBLEM, CIVILIAN RETIREMENT AWARD

EAGLE emblem design. One piece and circular shaped. Post and clutch.

01-173-1874

EMBLEM, LAPEL

EAGLE emblem design. Representative of years of service as shown. Two piece. .625 inches by .625 inches. Material and finish as noted.

	Yrs.	Material	Finish
01-170-0918	10	Metal	Rhodium
01-169-8225	20	Metal	Rhodium
01-169-8226	30	Gold	Antique

CLASS 8455

HOLDER, BADGE

NAVY and MARINE CORPS use. Plastic polyvinyl chloride overall. Clear, envelope style with spring jaw clip. 4.250 inches by 3.125 inches.

01-321-5594

NASA National Aeronautics and Space Administration identification (ID) badge use. Mylar strap with snap and alligator clip. 500 each per box. Approximately 3 inches long.

01-269-7695

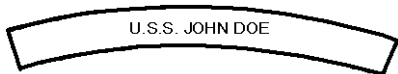
INSIGNIA, SERVICE CAP

DRESS HAT for enlisted men. Perched eagle design under letters "USN". Silver filled front over a copper alloy base. Silver plated, oxidized, satin Nickel and lacquered finish. Screw post and prong attachment with black mohair band.

00-437-6727

INSIGNIA, SHOULDER SLEEVE

Unit identification for U. S. Navy enlisted personnel, both men and women. Dark blue poly/cotton material with white embroidered letters. Sew-on attachment.



00-142-9900

INSIGNIA, UTILITY CAP

PERCHED EAGLE design. Enlisted men's or women's work cap insignia. Copper alloy material. Nickel plated, rhodium finished, and lacquered. Prong-clutch attachment.

00-350-5710 Petty Officer 1st Class
00-350-5711 Petty Officer 2nd Class
00-350-5712 Petty Officer 3rd Class

LAPEL BUTTON, AWARD

HONORABLE DISCHARGE. Gilding metal, enameled, and oxidized finish. Red, white, and blue background under lettering. Attaching device listed.

00-985-7478 Pin stem and catch
00-985-7477 Prong and clutch

RESERVE HONORABLE DISCHARGE. Gilding metal, enameled, oxidized, and relieved finish. White background under lettering.

00-985-7480 Pin stem and catch
00-985-7479 Prong and clutch

RETIRED NAVY. 20 Years of service. Copper overall, polished, and oxidized.

00-309-3013 Prong and clutch

00-309-3014 Prong and clutch

NAVAL SAFETY AWARDS. Navy and marine corps use. Metal overall with an enamel gold, satin polished finish. Prong and clutch attachment type. Length of service shown in years.

Material Handling and Construction Equipment Operators Safety Awards.

	Years
00-891-7479	1
00-891-7495	2
00-891-7496	3
00-891-7497	4
00-891-7498	5
00-891-7499	6
00-891-7500	7
00-891-7501	8
00-891-7502	9
00-891-7503	10
00-541-7172	18

Other Safety Awards

	Years
00-891-7515	2
00-891-7518	5
00-891-7519	6
00-891-7521	7

CIVILIAN LENGTH OF SERVICE. Copper alloy overall with prong and clutch type attachment. Length of service in years and type of finish as shown.

	Years	Finish
01-254-7985	15	Bronze
01-254-7986	25	Silver
01-254-7987	35	Gold
01-254-7988	45	Gold

MERITORIOUS UNIT Commendation. Metal overall with a polished, enamel, gold finish. Prong and clutch type attachment. Civilian personnel. Length of service left blank.

00-134-9124

MEDAL, SERVICE

Designed for Military Personnel. Copper alloy overall. Furnished with pendant and suspension ribbon. Regular size.

00-753-2908 Armed Forces Reserve
00-753-2906* Good Conduct
01-063-4674† Humanitarian
00-820-8138 Navy Expeditionary
00-820-8139 Navy Occupation Service
00-577-5879 Naval Reserve
00-926-6783 Naval Reserve Meritorious
* Marine Corps and Navy
† Army, Air Force, Marine Corps and Navy

MEDAL SET, SERVICE

Designed for U. S. Military Personnel. Furnished with: Bar, service ribbon; and Service ribbon, medal. Without case. Regular size.

00-269-5760 American Campaign

00-269-5780 American Defense Service
00-965-1708 Antarctica Service
00-082-5638 Armed Forces Expeditionary
00-269-5769 Humane Action
00-269-5771 Korean Service
00-281-3214 National Defense Service
01-334-9513 Southwest Asia Service
00-269-5778 UN Service English Language
00-926-1664 Vietnam Service
01-426-5479 Armed Forces Service
01-421-0067 Kuwait Liberation

RIBBON ATTACHMENT, AWARD

STAR. Designed for Military Personnel. Red brass, copper flash, nickel plated, or gold plated finish. Size indicated below.

	Finish	Size
00-261-4506	Copper	0.188
00-141-0888	Gold	0.312
00-141-0889	Nickel	0.312
01-022-4034	Nickel	0.188

STRIKE FLIGHT NUMERALS

Designed for Military Personnel. For wear on the suspension and service ribbon of the Air Medal. Red brass, surface oxidized, relieved finish. .172 inches wide by .188 inches high, except where noted.

	Numeral
00-935-6732*	1
00-935-6733	2
00-935-6734	3
00-935-6735	4
00-935-6736	5
00-935-6737	6
00-935-6738	7
00-935-6739	8
00-935-6740	9
00-935-6741	0

* .062 inch wide

RIBBON BAR

Used for attaching name tag. Plastic without brass clutches. 2.750 inches long.

01-261-2036

RIBBON, NECK, DECORATION

MEDAL OF HONOR designation.

With shield and pronged attaching device. 24 inches long by 1.187 inches wide. Rayon overall with a grosgrain weave. Attached to decoration with a shield and prong. 24 inches long by 1.187 inches wide.

00-927-9606

ROSETTE, DECORATION

MEDAL OF HONOR designation.

Designed for military personnel. Bluebird and white ribbon covered metal base with prong-clutch type attaching device.

00-450-9836

SERVICE RIBBON, AWARD

U. S. Marine Corps and Navy. Ribbon covered clip with back strip and bar single.

	Type Service
00-082-5507	Navy Achievement Medal
00-264-1478	National Defense Service
00-411-0117	Combat Action

CLASS 8460 LUGGAGE

NOTE: As non-plastic alternatives to plastic items currently in use are identified, information will be provided through shopping advisory messages and the Afloat Shopping Guide. To help you shop more “wisely”, items recommended for shipboard use will be annotated with “NP” by the National Item Identification Number.

BAG, GARMENT

NYLON SINGLE WALL. Slide fastener, 2 handle, waterproof, Sage Green, US Air Force 1509. 40 inches long by 3.5 inches wide by 26 inches high.

00-883-8673

CHEST, COLLAPSIBLE

STEEL, GRAY COLOR. Without locking device and tray. Inside dimensions 34-3/16 by 22-3/16 by 14-11/16. Intended for storing and carrying clothing. When not in use, collapses to its smallest size for storage.

00-212-8086_{NP}

KIT BAG, FLYER'S

COTTON DUCK, GREEN. Webbing handles, slide fastener closure. Dimensions excluding handles, 23.500 inches long by 13 inches wide by 19 inches high. Used for recovering, carrying and storing personal type parachutes and miscellaneous equipment.

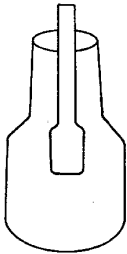
00-606-8366

CLASS 8465 INDIVIDUAL EQUIPMENT

NOTE: As non-plastic alternatives to plastic items currently in use are identified, information will be provided through shopping advisory messages and the Afloat Shopping Guide. To help you shop more "wisely", items recommended for shipboard use will be annotated with "NP" by the National Item Identification Number.

BAG, DRINKING WATER STORAGE

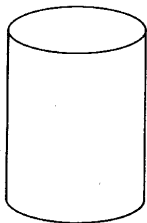
VINYL CHLORIDE PLASTIC flexible film. Features a rolled top, carrying loop, buckle and strap closure and heat sealed seams. Also intended for storing small miscellaneous items and when inflated can be used for flotation purposes. 5 quart capacity. 10.750 inch width by 20.750 inch height.



00-485-3034

BAG, DUFFEL

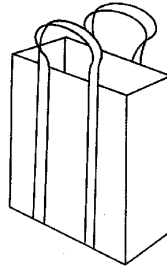
NYLON DUCK CLOTH. Green Camouflage. Equipped with handle and an outside pocket. Closes by inserting a keeper through grommets and secured by a snap-hook or a padlock. Mildew resistant and water repellent treated. Designed to hold clothing and equipment allowance. 12.500 inch diameter by 37 inch height. Special features include: Adjustable strap attached to each side, padded shoulder straps and quick release adapter on each end of shoulder straps.



01-117-8699

BAG, GARMENT

Nylon single wall, sage green, waterproof. Slide fastener closure, 2 handles with nylon webbing plastic polyethylene covered hand. Overall length 40.0 inches nominal, overall height 26.0 inches nominal, overall width 3.5 inches nominal. Rectangular in shape.



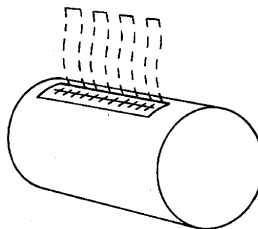
00-883-8673

BAG, LAUNDRY

GENERAL PURPOSE. Natural color, water resistant nylon duck material. Tie string closure. Cylindrically shaped with 2 handles. 16 inch diameter by 48 inch height. Intended for storing soiled bedding, linens and clothing.

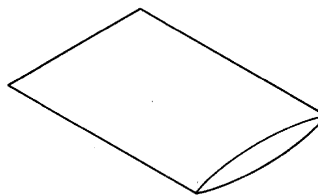
00-616-9576

SUBMARINE. Natural color nylon duck cloth. Cylindrically shaped and having 4 hanger-straps with snap-fastener closure. 8 inch diameter, 25 inch length. Intended for use by naval personnel for storing soiled clothing, while serving aboard submarines.



00-762-7671


WATER SOLUBLE PLASTIC at 55 degrees Fahrenheit. Clear transparency, tie string closure, 40 to 45 pound load capacity.



00-436-9652

BAG, MAIL CARRIER'S

BLUE/GRAY POLYESTER single wall. Features 2 compartments and 1 patch pocket with detachable shoulder strap and pad. Legend 'U.S. Mail'. Water resistant. 21.500 inch length by 13.250 inch height.



01-141-0813

BAG, NUCLEAR, BIOLOGICAL AND CHEMICAL

Protective clothing outfit. Water resistant and water repellent. Polyurethane coated zipper and an exterior pocket, used to carry protective mask, chemical protective boots and various other individual with ease. Part Name assigned by controlling agency: Bag, Chemical Protective, Radioactive.

WOODLAND CAMOUFLAGE

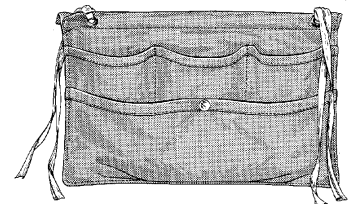
01-500-5484

DESERT CAMOUFLAGE

01-500-5485

BAG, PERSONAL EFFECTS

NYLON DUCK CLOTH. Olive green color approximately 16 inch length by 12 inch height. Single wall stitched construction. Opening on one end. 3 external partition pockets. Non Spec Item.



00-115-6029

CLASS 8465

BELT, INDIVIDUAL EQUIPMENT

Olive drab nylon webbing with adjustable, steel, hook and release, clinch buckles and brass slide keepers. Equipped with brass fastener and brass slide eyelets. Belt used to carry various items of individual equipment. 2.250 inch width. Length shown below. The following repair parts included: Male and female plastic belt buckle, snap fastener, adjustable buckle, and sliding keeper.

01-322-1965 under 30 in.
01-322-1966 over 30 in.

BELT, MILITARY POLICE

White Cotton webbing. Universal size, for use with hook-loop type buckle. 2-1/4 inch width, buckle adjustment one side, and hook and loop on the other end. Belt component items must be ordered separately: 8465-01-331-3351, buckle; 8315-00-339-2354, Keeper; and 8465-00-597-6015, Loop.

00-543-3378

BOATSWAIN'S PIPE

Brass construction with smooth nickel plated and polished finish. Intended for all purpose calls by the Navy and the Coast Guard. 5.500 inch length with split ring.

01-004-6225_{NP}

CANTEEN, WATER

TEMPERATE AND TROPICAL CLIMATE USE, ONE QUART capacity. Polyethylene plastic. Rigid, single wall construction. Olive drab color. Equipped with plastic screw cap and strap. Cup and cover not included.

01-115-0026

COLLAPSIBLE, TWO QUART capacity, plastic canteen. Olive drab color. Comes with M1 screw cap.

01-118-8173

ONE PINT CAPACITY. Plastic canteen with screw cap. Olive drab color. Non-Spec Item.

00-132-4053

CARRIER, PISTOL HOLSTER

MILITARY POLICE ISSUE. Worn on white web belt. White cotton duck cloth. Equipped with 2 grommets for holster attachment.

00-526-5523_{NP}

CARRIER, POLICEMAN'S CLUB

MILITARY POLICE ISSUE. White cotton webbing. Webbing width 2.250 inch. Carrier height 6.500 inch.

00-262-5282

CASE, HANDCUFFS

BLACK LEATHER cover, anodized Brass hardware material. Intended for carrying handcuffs. 8465-00-242-7860.

00-641-8550

CASE, SHOTGUN AMMUNITION

Olive drab, cotton duck cloth. 12 compartments. Loop type attachment.

00-261-6944

CASE, SMALL ARMS AMMUNITION

M-16 RIFLE MAGAZINE CASE. Olive Green nylon duck with flat plastic front and back reinforcing panels. Flap with slide lock keeper and strap with eyelet. Spring action quick release latch.

Special features include: Plastic securing device, water repellent treated, individual spacer strap for each magazine accommodates three 30 round magazines for M-16 rifle. .

00-001-6482

CLIPBOARD, PILOT'S

ALUMINUM BOARD with inside base dimensions 9.000 inch length by 5 inch width for writing surface. Contains upper and lower Aluminum clips for holding paper. With light assembly consisting of 2 clear lamps, and provisions for three 1.5 volt AA batteries. Rotary switch with rheostat for varying light intensity. Two tube pencil holders with pencils and one coil spring pencil holder. With pencil sharpener and quick release adjustable leg strap. Black finish. Intended to provide pilot with a place to keep flight plan and enroute charts, and also a surface for making notations while in flight.

00-433-2073

CLUB, POLICEMAN'S

POLICE ISSUE. Black lacquered finish hardwood with 32 inch leather thong. Club measures 22 inches long with a maximum diameter striking surface of 1.111 inches. Intended for use by personnel involved in police activities.

00-641-8551_{NP}

COVER, WATER CANTEEN

ONE QUART SIZE. Olive green woven nylon cloth. Water repellent treated with acrylic pile lining and nylon webbing. Snap fastener closure and metallic keepers with slides for attachment to an individual's equipment belt. Features a small cargo pocket for carrying water purification

tablets. Designed to serve as a carrier for water canteen and cup.

00-860-0256

CUP, WATER CANTEEN

CORROSION-RESISTING STEEL. Approximately 5 inch length by 3 inch width by 3.875 inch depth. Includes 1 folding wire handle. Intended for use by the Military as field mess cups.

00-165-6838_{NP}

FIELD PACK

MEDIUM, CAMOUFLAGE combat field pack. Made of water repellent nylon duck cloth, without waterproof liners. Designed for combat use. Drawcord closure, hangers for carrying equipment and extra ammunition. Carried on back by attaching to Frame, Pack, Ground Troops, Riveted, Lightweight, M-1972 or directly on the back after transfer of shoulder straps from the frame to the field pack. Includes separate pocket to accommodate the AN/PRC-25 or the -77 radios.

01-253-5335

FRAME, FIELD PACK

Aluminum tubing, Green enamel finish, with reinforced cross members. Dimensions are 20-1/8 inch length by 12 inch width. Includes waist strap and pad, frame retaining strap, and shoulder straps, all with quick release assemblies.

01-073-8326

GOGGLES, SUN, WIND AND DUST

SYNTHETIC RUBBER FRAME with two ballistic protective plastic lens, clear and neutral Gray. Designed to be worn with or without eyeglasses. Carrying case provided.

01-328-8268

LANYARD, INDIVIDUAL EQUIPMENT CARRYING

Accommodates service pistol. Furnished with Steel snap-hook and swivel; coated with Black baked enamel. Has black plastic keepers and an overall length of 35 inches. Nylon yarn cover. Used by the Military Police.

00-262-5237 White
00-965-1705 Olive green

MAT, SLEEPING

Polyethylene foam, Olive drab color. With 2 nylon securing tapes. 74.750 inch length by 23.625 inch width by 0.375 inch thickness. .

01-109-3369

NECKLACE, PERSONNEL IDENTIFICATION TAG

Steel overall. 27 inch length main loop, including a 5.500 inch extension loop with splicing link. Bright polished finish. Intended to be worn around the neck by military personnel to support two identification tags.

00-261-6629_{NP}

POCKET, AMMUNITION MAGAZINE

UNTREATED, WHITE cotton duck cloth with cover flap and snap fastener closure. Two compartments accommodate two magazines of seven rounds each .45 caliber ammunition for automatic pistol. Attached by means of snap fastener to the white web belt worn by Military Police personnel.

00-261-4983_{NP}

TREATED OLIVE DRAB cotton webbing cloth. Mildew resistant and water repellent. Slide keepers. 3.875 inch length by 3.750 inch width. 2 compartments. Snap fastener type closure. Accommodates two magazines of seven rounds each .45 caliber ammunition for automatic pistol.

00-782-2239

PROTECTOR, TROUSERS, PISTOL HOLDER

MILITARY POLICE ISSUE. White uniform twill cotton cloth. Designed with side retainer and bottom support. Raw edges are bound with cotton tape and grommets are provided for attaching to the pistol holster. 11.250 inch length. Part of the Military Police Equipment Set.

00-682-6741

SUSPENDERS, INDIVIDUAL EQUIPMENT BELT

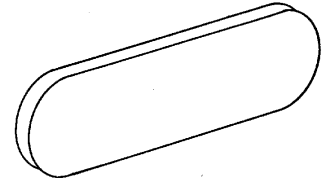
Olive drab nylon webbing. Straight back design. One size fits all. 1 inch wide back and extension straps. Width of main straps 2.250 inches.

00-001-6471

TAG, IDENTIFICATION, PERSONNEL

Natural finish, corrosion resistant Steel. 2 inch length by 1.125 inch width. Used in conjunction

with the personnel identification tag necklace by military personnel for identification purposes.



00-242-4804_{NP}

WHISTLE, BALL

Olive drab colored plastic whistle with a cork ball. Includes flexible, Black slide keeper .500 inch length and compatible with an all cotton, tubular braided, Black lanyard. Intended for use by military personnel performing police, guard, and/or drill instruction duties which require the use of whistles. Not Marine Corps issue.

00-254-8803

CLASS 8470 ARMOR, PERSONAL

NOTE: As non-plastic alternatives to plastic items currently in use are identified, information will be provided through shopping advisory messages and the Afloat Shopping Guide. To help you shop more "wisely", items recommended for shipboard use will be annotated with "NP" by the National Item Identification Number.

BODY ARMOR, FRAGMENTATION PROTECTIVE

UPPER TORSO AREA back and front. Woodland camouflage pattern. Aramid Nylon ballistic insert, nylon ballistic shell. Water repellent. Hook-pile fastener front, left and right breast cargo pockets. With shoulder pads. For protection against low velocity shell and grenade fragments.

COMBAT PERSONNEL

	Size
01-092-8497	X-Small
01-092-8498	Small

Upper Torso, front, back, and neck. U.S. Army Green color. Hook-Pile fastener front tape closing. Elastic drawcord adjustment, left and right side. Cargo pocket, left and right side. With grenade hangers over each pocket. With plastic insert stiffeners, stitched to nylon ballistic cloth. With 3 to 4 inch collar, with waterproof vinyl insert casing.

	Size
00-122-1301	Large

Lower Torso. U.S. Army Green color. Slide fastener and waist snap fastener closing method. Nylon insert and Nylon shell. Provided with strap.

	Size
00-753-6144	36
00-753-6115	38
00-753-6116	40
00-753-6117	42

GROUND TROOPS-PARACHUTISTS

Upper Torso, front and back. U.S. Army Green color. Hook-Pile fastener front tape closing. Aramid insert in a Nylon shell. Woodland Camouflage design. Cargo breast pocket, left and right side. Water repellent. With shoulder pads. With 3 to 4 inch collar, with waterproof vinyl insert casing.

	Size
01-092-8499	Medium
01-092-8500	Large
01-092-8501	X-Large

BODY ARMOR, SMALL ARMS PROTECTIVE

AIRCREWMAN

Upper Torso, front and back. U.S. Army Green color. Closing method: Hook-pile fastener left and right side. Soft armor.

	Size
01-441-2996	Large

COVER, BODY ARMOR, FRAGMENTATION, PROTECTIVE

Cotton twill and Nylon twill. 6.80 ounces per square yard, minimum weight. Light Tan, light Brown, or light Khaki color.

	Size
01-327-8546	X-Small
01-327-5362	Small/Medium
01-327-8547	Large/X-Large

HEADBAND, GROUND TROOPS'-PARACHUTISTS' HELMET LINER

Leather calfskin material. Natural and Olive Drab color. Fastens with an adjustable headband and a buckle. 27.375 inches long by 1.125 inch wide.

00-153-6671

HEADBAND, GROUND TROOPS'-PARACHUTISTS' HELMET

Leather calfskin material. Olive Drab color. Fastens with an adjustable headband and pile fastener tape. 26.000 inches long by 2.250 inch wide.

	Size
01-442-1434	X-Small
01-442-1430	X-Large

HELMET, COMBAT VEHICLE CREWMAN'S

Ballistic protective helmet. Aramid body with a sand coating. Furnished with a liner. Green color. Furnished with a liner. Has a headset and

microphone kit, MK-1697/G.

	Size
01-130-3795	Large
01-092-7527	Medium

HELMET, GROUND TROOPS'-PARACHUTISTS'

Ballistic protective helmet consisting of a laminated, polyurethane coated aramid cloth shell with a replaceable suspension assembly, headband (Kevlar) and chin strap. Sand coating on the outside. Olive Drab color. Intended for use by ground troops and parachutists to provide ballistic protection.

	Size
01-092-7525	X-Small
01-092-7526	Small
01-092-7527	Medium
01-092-7528	Large
01-300-3819	X-Large

HELMET, PHONE TALKER'S

Gray plastic and glass main body material. Chin strap with a quick release buckle. Furnished with user's manual and suspension sizing pads. Used primarily for ballistic protection for the head of telephone talker personnel.

01-127-7337

INSERT, SMALL ARMS PROTECTIVE BODY ARMOR

Ceramic and fiberglass insert material. Designed for aircrewman. U.S. Army Green color. Hard insert. Usable for front and back without spall cover.

	Size
01-441-2995	Medium
01-441-2997	Large

STRAP ASSEMBLY, CHIN

Leather calfskin body. Chocolate Brown color. Use with telephone headsets on helmets, phone talker. 15.000 inches long by .625 inch wide.

00-381-0685

GROUP 91 FUELS, LUBRICANTS, OILS AND WAXES

CLASS 9150

OILS AND GREASES: CUTTING, LUBRICATING AND HYDRAULIC

NOTE: As non-plastic alternatives to plastic items currently in use are identified, information will be provided through shopping advisory messages and the Afloat Shopping Guide. To help you shop more "wisely", items recommended for shipboard use will be annotated with "NP" by the National Item Identification Number.

BRAKE FLUID, AUTOMOTIVE

CAUTION: Store in flammable liquid storeroom. Hydraulically actuated systems containing natural rubber seals.

00-190-0932 1 pt can
 00-231-9071 1 gal can

SILICONE BASE. Polar Type. All Weather.

01-102-9455 1 gal can (Plastic)

CLEANER, LUBRICANT AND PRESERVATIVE

CAUTION: Store in flammable liquid storeroom. For weapons and weapon systems. 150 degrees Fahrenheit minimum flash point. Temperature range of minus 65 to 150 degrees Fahrenheit.

01-102-1473 1/2 oz bottle
 01-079-6124* 4 oz bottle
 01-054-6453† 1 pt bottle
 01-053-6688 1 gal bottle
 * With extender tube
 † With trigger sprayer

CUTTING FLUID

MINERAL OIL. For easily machined metals: copper, brass, cast iron or aluminum. 35 degrees Fahrenheit pour point. 275 degrees Fahrenheit flash point. Antifoam and corrosion resistive.

00-234-5198* 2 oz Plastic bottle
 00-252-6380_{NP} 5 gal can
 * Contains 1 ounce oil, 1 ounce water, emulsifiable

CUTTING FLUID, LAPPING OPERATIONS

COMMERCIAL TYPE

01-261-4688 5 gal. can

DAMPING FLUID

CAUTION: Store in flammable liquid storeroom. SILICONE BASE. Used as a damping fluid, transducer fluid, lubricant, heat transfer fluid, dielectric fluid, mold release agent, water repellent, hydraulic fluid and protective dressing

impregnant. Viscosity measured at 77 degrees Fahrenheit.

	Viscosity	
00-435-2712	5	1 lb can
00-087-4046	5	1 gal can
00-607-0897	10	1 pt can
00-664-0111	10	1 gal can
00-543-7219	20	1 lb can
00-664-0047	50	1 lb can
00-269-8246	100	1 lb can
00-584-3134	200	1 lb can
00-024-9621	500	1 pt can
00-024-9624	12500	1 lb can
00-864-4973	40000	1 lb can

GRAPHITE, COLLOIDAL

CAUTION: Store in flammable liquid storeroom. ALCOHOL VEHICLE (Isopropanol), solid content 3.3%.

00-926-8963 2 oz bottle W/applicator

POLYALKYLENE GLYCOL VEHICLE. Solid content 5%. For lubricating gun slides of exposed mounts where counter-recoil must be held to minimum, in an effort to maintain automatic cycling rates.

01-020-6710 1 qt can

GREASE

Used with air tools.

00-149-1593 1 lb can

GREASE, AIRCRAFT

CAUTION: Store in flammable liquid storeroom. GENERAL SERVICE. Used for wheel bearings in internal brake wheel assemblies, anti-friction bearings, gear boxes and plain bearings. Corrosion, oxidation, water and low evaporation resistant. Temperature range of 80 to 350 degrees Fahrenheit.

01-262-3358 cartridge
 00-181-7724 8 oz tube
 00-944-8953 1.750 lb can
 00-145-0268 6.500 lb can
 00-935-5851_{NP} 35 lb can

HELICOPTER OSCILLATING BEARING. Used in bearings having oscillatory motion over a wide

temperature range of minus 65 to 160 degrees Fahrenheit. Corrosion, oxidation, water and low evaporation resistant.

00-478-0055 14 oz cartridge
 00-721-8570 6.5 lb can

HIGH LOAD CAPACITY. Wide temperature range. For heavily loaded accessory splines, sliding surfaces and anti-friction bearings. Is compatible with elastometric seals. Minus 65 to 350 degree Fahrenheit temperature rating. 490 degree Fahrenheit minimum dropping point. Corrosion, oxidation, water and low evaporation resistant.

00-408-9635 1.75 lb can
 00-128-8032 14 oz cartridge

PNEUMATIC SYSTEM. Used as a lubricant between Rubber and metal parts of pneumatic systems. Corrosion, Oxidation, water and low evaporation resistant.

00-119-9291 2 oz tube

COMMERCIAL TYPE

Temperature range of minus 30 to plus 400 degrees Fahrenheit. Fuel-oil resistive.

00-269-8255 1.75 lb can

GREASE, AIRCRAFT AND INSTRUMENT

CAUTION: Store in flammable liquid storeroom. For use in ball, roller and needle bearings, gears, and on sliding and rolling surfaces of such equipment as instruments, cameras, electronic gear and aircraft control systems. It is suitable for rolling and sliding surfaces of equipment having low torque. Its extremely low volatility is of advantage in preventing oil fogging in optical instruments. Corrosion, Oxidation, water and low evaporation resistant.

Minus 100 to 250 degrees Fahrenheit temperature range.

00-985-7244 4 oz tube
 00-985-7245 8 oz tube
 00-935-4017 14 oz cartridge
 00-985-7246 1.75 lb can
 00-985-7247 6.5 lb can
 00-985-7248 35 lb can

CLASS 9150

MISSILE SYSTEMS. Light type lubrication. Polymethylthetyl Silicone fluid-Lithium soap base. 374 degree Fahrenheit minimum dropping point. Low evaporation and oxidation resistant.

00-145-0161 8 oz tube

FUEL SYSTEMS and LIQUID OXYGEN. Temperature rating minus 65 to 300 degrees Fahrenheit. Maximum operating temperature 300 degrees Fahrenheit. Fuel-oil resistive and oxidation resistant. Intended for use in the lubrication of taper plug valves, gaskets and bearings in fuel systems of aircraft and ground support equipment. It is also suitable for use in the presence of Liquid Oxygen as a lubricant for valves, threads, and bearings in aerospace vehicles and supporting equipment. This material may not be suitable for aluminum or magnesium dynamic bearing lubrication because of possible ignition hazards.

TYPE I, minus 65 to 300 degree Fahrenheit operating temperature.

01-007-4384 8 oz tube

TYPE II, minus 40 to 240 degrees Fahrenheit operating temperature.

01-088-0498 2 oz tube

TYPE III, minus 30 to 400 degrees Fahrenheit operating temperature.

00-961-8995 8 oz tube

GREASE, AIRCRAFT ORDNANCE

CAUTION: Store in flammable liquid storeroom. WEAPONS LUBRICANT. Semi-fluid lubricant. Corrosion resistant. Used on the entire assembly of aircraft machine guns, associated mechanisms and other weapons to insure efficient firing at low temperature of minus 65 to a high of 160 degrees Fahrenheit.

00-559-3071_{NP} 1 lb can

GREASE, ARRESTING GEAR

Used on equipment to slow down planes landing on aircraft carriers. 500 degree Fahrenheit dropping point. 120 pound drum. 1 grade.

01-237-7468

GREASE, AUTOMOTIVE AND ARTILLERY

CAUTION: Store in flammable liquid storeroom. For lubrication and surface corrosion prevention of all automotive and artillery equipment. Efficient temperature range of minus 65 to 250 degrees Fahrenheit.

01-197-7693 14 oz cartridge
01-197-7690 1.75 lb can
01-197-7689 6.5 lb can
01-197-7692 35 lb can
01-197-7691 120 lb drum

GREASE, BALL AND ROLLER BEARING

CAUTION: Store in flammable liquid storeroom. EXTREME LOW TEMPERATURE AIRCRAFT. Extreme low temperature grease. Acid, Chlorine, and Oxidation resistant. Used in anti-friction bearings where operation of low torque equipment at low temperatures and lubrication for extended periods at high temperatures are desired. Temperature range of minus 100 to 450 degrees Fahrenheit.

00-823-8048 8 oz tube
00-141-6770 1.75 lb can

MULTI-PURPOSE used in grease lubricated ball and roller bearings operating at a continuous temperature up to 149 degree Celsius (300 degree Fahrenheit) and up to 177 degrees Celsius (350 degrees Fahrenheit) for periods up to 4 hours in any 24 hour period. Dropping (Minimum) 450 degrees Fahrenheit. High temperature, water and wear resistant.

00-149-1592 8 oz tube
00-149-1593 1 lb can
01-117-2928 5 lb can

GREASE, FOOD PROCESSING EQUIPMENT

Petroleum base with additives. Dropping point 149 degrees Celsius.

01-209-6868 1 lb can

GREASE, GENERAL PURPOSE

CAUTION: Store in flammable liquid storeroom.

CATAPULT FOOT PAD. High temperature (400 degrees Fahrenheit), low speed, high load. Corrosion, salt water resistant. Used for catapult foot pad application, automotive lubrication and ground support equipment.

00-985-7316 1.75 lb can
00-235-5555 6.5 lb can
00-823-8047_{NP} 35 lb can

MACHINERY and INDUSTRIAL. Used to lubricate machinery which is equipped with compression type grease cup. Corrosion resistant.

	Grade	
01-117-2928	Soft	5.0 lb can

BALL and ROLLER BEARINGS. Corrosion and water resistant. Used in ball and roller bearings at temperatures ranging from 32 to 225 degrees Fahrenheit continuous running and for moderate periods up to 25 degrees Fahrenheit.

00-180-6381 1.75 lb can
00-180-6382 6.5 lb can
00-180-6383 35 lb can

MINERAL OIL, Lithium soap.

00-663-1770 6 lb can

GREASE, GRAPHITE

CAUTION: Store in flammable liquid storeroom. Compression cup. For use in compression cups to lubricate bearings of machinery. Minimum dropping point 185 degrees Fahrenheit.

MEDIUM-HARD, 10 to 140 degrees Fahrenheit.

00-190-0918 1.75 lb can

GRAPHITE and MINERAL oil-calcium soap. Corrosion and water resistant. 0 to 130 degrees Fahrenheit.

00-190-0919 6.6 lb can

GREASE, GROUND GLASS JOINT

CAUTION: Store in flammable liquid storeroom. HIGH VACUUM GREASE. Commercial type high vacuum grease.

00-965-2408 5.3 oz tube

GREASE, HIGH TEMPERATURE, CATAPULT SYSTEM

Catapult system grease. Operating temperature range minus 20 degrees to 500 degrees Fahrenheit.

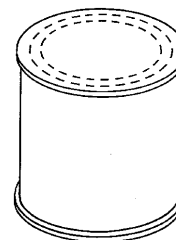
01-145-1259_{NP} 40 lb can

GREASE, MOLYBDENUM DISULFIDE

CAUTION: Store in flammable liquid storeroom. STEEL ON STEEL SURFACES. Lubricant for sliding steel on steel surfaces, or for anti-friction bearings carrying high unit loads and wide temperature range. 265 to 310 worked penetration at 77 degrees Fahrenheit and minimum dropping point of 329 degrees Fahrenheit. Temperature range minus 100 to 250 degrees Fahrenheit.

00-935-4018 14 oz cartridge
00-754-2595 1.75 lb can
00-223-4004 6.5 lb can

COMMERCIAL TYPE. Molybdenum disulfide powder and silicone fluid.



00-985-7317 2 lb can Molykote M-77

GREASE, PLUG VALVE

CAUTION: Store in flammable liquid storeroom. Lubrication and sealing of plug valves, characterized by its insolubility in the fluids

flowing through the system.

Animal, Vegetable or Synthetic Oil base. Suitable for alcohol, gasoline and fuel oil, petroleum solvent and water service. Corrosion resistant.

BULK FORM

00-257-5360 1.750 lb can

STICK FORM, 24 per package.

	Dia./In.	Lg./In.
00-261-8287	0.250	0.875
00-261-8289	0.406	1.375
00-261-8290	0.547	2.000
00-261-8291	0.656	2.438

GELLING AGENT AND LIQUID. Characterized by its insolubility in the fluids flowing through the system. Temperature range minus 30 to 275 degrees Fahrenheit. Minimum dropping point 300 degrees Fahrenheit. Petroleum base. Suitable for salt water service.

INTENDED USE: For use in the lubrication of taper plug valves, gaskets, and bearings in fuel systems of aircraft and ground support equipment. Also suitable for use in the presence of liquid oxygen as a lubricant for valves, threads and bearings in aerospace vehicles and supporting equipment.

This material MAY NOT BE SUITABLE for Aluminum or Magnesium dynamic bearing lubrication because of possible ignition hazards.

	Dia./In.	
00-261-8294	0.500	24 sticks
00-261-8295	0.625	24 sticks
00-261-8296	0.875	24 sticks

GREASE, RIFLE

Lubrication of rifles and other small arms where a water displacing grease is desired.

00-754-0063 14 oz can

GREASE, SILICONE INSULATED ELECTRIC MOTOR

CAUTION: Store in flammable liquid storeroom.

POLYMETHYLENYL SILICONE FLUID LITHIUM soap. Temperature rating 0.0 to 300 degrees Fahrenheit. Minimum dropping point 375 degrees Fahrenheit. Corrosion resistive and low volatility, and oxidation, wear resistant.

01-080-9652 14 oz cartridge

GREASE, WATER-WASH RESISTANT

300 poises at 200 maximum. Apparent viscosity, 500 degrees Fahrenheit minimum drop point. 15 to 350 degrees Fahrenheit operating range.

01-306-9167

GREASE, WIRE ROPE-EXPOSED GEAR

CAUTION: Store in flammable liquid storeroom. Lubrication and corrosion protection of running ropes and exposed gears.

00-530-6814_{NP} 35 lb can

HYDRAULIC FLUID, AUTOMATIC TRANSMISSION

Designed for use in systems containing synthetic rubber seals.

00-698-2382 1 qt can
 01-092-9755* 1 qt can
 00-843-1636* 1 gal can
 00-657-4959 5 gal can
 * Ford Transmissions

HYDRAULIC FLUID, ARRESTING GEAR

AMBER COLORED FLUID designed for use with arresting gear containing natural or synthetic rubber seals.

00-224-8729_{NP} 5 gal can
 00-243-1987_{NP} 55 gal drum

HYDRAULIC FLUID, CATAPULT

WATER BASED fluid. Used as a power transmission medium for hydraulically actuated aircraft catapult launching systems.

01-080-5961 1 gal. can
 01-080-5962_{NP} 55 gal.

HYDRAULIC FLUID, FIRE RESISTANT

WARNING: TOXIC. Contains tertiary butyl phenyl phosphate A type or triaryl phosphate.

INTENDED USE:

For use as fire resistant power transmission fluid for accumulator loaded shipboard hydraulic systems which operate at pressures exceeding 600 PSI. This fluid may soften and deteriorate most commonly used paints, elastomers and electrical insulating materials; therefore requires the use of compatible materials necessary. Special handling procedures are required for use with this fluid.

WARNING:

NOT SATISFACTORY for use on SUBMARINES. Viscosity at rated temperature 4.8 minimum at 210 degrees Fahrenheit. 43 minimum, 50 maximum at 100 degrees Fahrenheit. Maximum pouring point 0.0 degrees Fahrenheit.

HYDRAULIC SYSTEMS and air compressors.

01-113-2045 1 gal can
 01-113-2046_{NP}* 5 gal can
 01-113-2047_{NP} 55 gal drum

* 38.5 minimum and 45.5 maximum viscosity at 104 degrees Fahrenheit.

SYNTHETIC BASE, dyed red.

00-111-6254_{NP}* 1 gal can
 01-131-3324_{NP} 1 gal can
 01-131-3325_{NP} 5 gal can
 * Dye not added.

HYDROCARBON BASE. For use aboard AIRCRAFT. Viscosity 3.5 minimum at 210 degrees Fahrenheit and 2200 maximum at minus 40 degrees Fahrenheit. Used in auto-pilots, shock absorbers, air compressor gear boxes, brakes, flap control mechanisms, missile hydraulic servo control systems and other hydraulic systems using Synthetic sealing material.

00-149-7431_{NP} 1 qt can
 00-149-7432_{NP} 1 gal can
 01-256-6433_{NP}* 1 gal can
 01-009-7709_{NP} 10 gal drum
 00-180-6290_{NP} 55 gal drum
 * Additive and Synthetic Base

HYDRAULIC FLUID, PETROLEUM BASE

CAUTION: Store in flammable liquid storeroom.

AIRCRAFT, MISSILE and ORDNANCE. Used in automatic pilots, shock absorbers, brakes, flap control mechanisms, missile hydraulic servo-control systems and other hydraulic systems using synthetic sealing material. Anti-wear, corrosion and oxidation resistant. Red color.

00-252-6383_{NP} 1 qt can
 00-223-4134_{NP} 1 gal can
 00-082-7524_{NP} 10 gal drum
 00-265-9408_{NP} 55 gal drum

TURBINES. Anticorrosion and antioxidant additives. Used for steam turbines, hydraulic systems, hydraulic turbine governors. Not fire resistant. For shipboard hydraulic systems not requiring use of fire resistant hydraulic fluid.

00-985-7231 1 qt can
 00-985-7232_{NP} 5 gal can
 00-985-7233_{NP} 55 gal drum
 00-753-4799 1 gal can
 00-985-7234_{NP} 5 gal can
 00-582-5480_{NP} 55 gal drum
 00-985-7236 1 qt can
 00-985-7237_{NP} 5 gal can
 00-584-2560_{NP} 55 gal drum

NAVAL ORDNANCE. Used in power transmission equipment using synthetic seals. Anti-wear, corrosion and oxidation resistant.

00-290-4091 8 oz can
 00-261-8317_{NP} 5 gal can
 00-261-8318_{NP} 55 gal drum

TRICRESOL PHOSPHATE and mineral oil. Pour point minus 40 degrees Fahrenheit. Viscosity: 1000 maximum at minus 31 degrees Fahrenheit; 500 maximum at minus 4 degrees Fahrenheit.

CLASS 9150

and 25 minimum at 104 degrees Fahrenheit; 8 minimum at 212 degrees Fahrenheit. Flash point 220 degrees Fahrenheit. Special features are corrosion, anti-wear, and oxidation resistant.

01-263-8427 5 gal
01-263-7243 55 gal

LUBRICANT KIT

Mineral oil, red lead and graphite. Kit used on threaded fasteners and other antiseize applications of tight fitted parts. Kit contains 1 quart mineral oil, 4-1/2 pound Red lead, and 1-1/4 pound Graphite.

00-424-3215

LUBRICANT, SOLID FILM

CAUTION: Store in flammable liquid storeroom. For use on steel, titanium or aluminum bearing surfaces where moderate wear life and corrosion protection are desired. Used for sliding motion applications such as in plain spherical bearings, flap tracks, hinges and cam surfaces.

01-360-1907 1 qt can
00-142-9361 1 gal can

For use on aluminum, aluminum alloys, copper and copper alloys. Can also be used on steel and stainless steel, titanium, and chromium and nickel bearing surfaces. Used in sliding motion applications such as flap tracks, hinges, threads and cam surfaces, where conventional lubricants are difficult to apply. Maximum service temperature of 500 degrees Fahrenheit.

00-834-5608 1 pt can
00-985-7255 1 gal can

CAUTION: Apply in well ventilated area. For use on steel, titanium or aluminum bearing surfaces. Sliding motion applications, plain spherical bearings, flap tracks, hinges and cam surfaces. Air drying.

01-260-2534 16 oz aerosol can
00-954-7422 1 qt can

LUBRICATING COMPOUND, DIMETHYL SILICONE

00-823-7860 16 oz aerosol can

LUBRICATING FLUID, OXIDIZING GAS SYSTEMS

Used where this viscosity is required at operating temperature from minus 4 to 104 degrees Fahrenheit; for example, as a compressor lubricant in a liquid oxygen transfer pump.

01-101-8835 1 qt Plastic bottle

LUBRICATING OIL, AIR COMPRESSOR

CAUTION: Store in flammable liquid storeroom.

Fatty material type. Heavy weight. Anti-foam and corrosion resistive.

00-577-4241* 1 gal can
* Medium weight

LUBRICATING OIL, AIRCRAFT PISTON ENGINE

CAUTION: Store in flammable liquid storeroom. LUBRICATING OIL BLEND. Used in aircraft reciprocating engines.

TYPE II Maximum pour point 0 degrees Fahrenheit. Minimum viscosity index 95.

00-753-5060 5 gal can
00-753-4937 55 gal
00-753-5059 Bulk

TYPE II Maximum pour point minus 10 degrees Fahrenheit. Min viscosity index 100.

00-965-2303 5 gal can

Corrosion resistant.

00-753-4937 55 gal drum

LUBRICATING OIL, AIRCRAFT TURBINE ENGINE, PETROLEUM

Viscosity rated; 10 minimum at 100 degrees Fahrenheit, 3000 maximum at minus 40 degrees Fahrenheit. Pour point: Minus 70 degrees Fahrenheit. Corrosion and oxidation resistant.

		Grade
00-273-2388 _{NP}	1 qt	1010
00-273-8807 _{NP}	1 gal	1010
00-231-6676 _{NP}	55 gal	1010

LUBRICATING OIL, AIRCRAFT TURBO SHAFT ENGINE, SYNTHETIC

CAUTION: Store in flammable liquid storeroom.

Used in aircraft gas engines and helicopter transmissions.

00-180-6266 8 oz can
00-985-7099 1 qt can
00-681-5999_{NP} 55 gal drum

Commercial type; Aeroshell Turbine Oil 555 or Royco Turbine Oil 555. Non-Spec.

01-209-2684 1 qt can

LUBRICATING OIL, COLLOIDAL GRAPHITE

PETROLEUM BASE. Intended use: For lubrication of Steel pivot and jewel bearing combinations in timepieces and other fine instruments. It does not spread on highly polished clean metal of jewel surfaces but may

tend to spread when used on unpolished metal surfaces, especially when contaminated with dust or other foreign materials. It will allow operation of most instrument mechanisms at temperatures as low as minus 40 degrees Fahrenheit.

Light Grade

00-235-5581_{NP} 1 gal can

LUBRICATING OIL, COMPOUNDED

CAUTION: Store in flammable liquid storeroom.

BREECH BLOCK OIL. Used for the lubrication, during the extremes of summer and winter temperatures, of breech blocks in connections with guns used in Naval Ordnance.

	Grade	
00-231-6661	Summer	1 qt can
00-231-6662	Winter	1 qt can

00-011-5892 1 gal can
00-231-6646 55 gal drum

LUBRICATING OIL, ENGINE

00-181-8229_{NP} 5 gal can
00-181-8097_{NP} 55 gal drum

TURBINE. Antifoam and salt water resistant. Bulk lot is an indefinite quantity of a homogeneous mixture of material offered for acceptance in a single isolated container. Used in gas turbine and diesel engines when the ambient temperature is above 30 degrees Fahrenheit.

00-181-8232 Bulk lot

MILITARY TACTICAL GROUND EQUIPMENT. Used for crankcase lubrication of reciprocating spark ignition and compression ignition engines. Designed for use above minus 20 degrees Fahrenheit ambient temperature.

Grade 10W

00-189-6727 1 qt can
00-186-6668 5 gal can
00-191-2772 55 gal drum

Grade 30W

01-178-4726 1 qt btl
00-186-6681 1 qt can
00-188-9858 5 gal can
00-189-6729 55 gal drum

Grade 40W

00-188-9862 55 gal drum

Grade 15W 40

01-152-4117 1 qt can
01-152-4118 5 gal can
01-152-4119 55 gal drum

PRESERVATIVE AND BREAK IN OIL. Used as a preservative and break in oil in reciprocating spark ignition and compression ignition engines, in all types of ground equipment, at ambient

temperature above minus 20 degrees Fahrenheit.

Grade 10W

00-111-3199_{NP} 5 gal can

Grade 30W

00-111-0209_{NP} 5 gal can
00-111-0210_{NP} 55 gal drum

LUBRICATING OIL, EXPOSED GEAR

CAUTION: Store in flammable liquid storeroom.

PROTECTIVE COATING used in the treatment of exposed gears, wire rope and chain. Corrosion resistant. Temperature range minus 30 to 30 degrees Fahrenheit.

Grade 1; light.

00-530-6814_{NP} 35 lb can

Corrosion and salt water resistant. Pour point minus 20 degrees Fahrenheit. Flash point 485 degrees Fahrenheit. Temperature range not rated.

00-935-4127 5 gal pail

LUBRICATING OIL, FOOD PROCESSING EQUIPMENT

Viscosity rating; 28 minimum and 76 maximum at 40 degrees Celsius. 5.7 minimum and 8.8 maximum at 100 degrees Celsius. Pour point; minus 18 degrees Celsius. Flash point is 204 degrees Celsius.

01-237-7467 1 gal can

Viscosity rating; 195 minimum and 260 maximum at 40 degrees Celsius. 15.2 minimum and 22.7 maximum at 100 degrees Celsius. Pour point minus 12 degrees Celsius. Flash point at 204 degrees Celsius.

01-237-7980 1 gal can

LUBRICATING OIL, GEAR

CAUTION: Store in flammable liquid storeroom. AIRCRAFT GEARS. Petroleum base oil intended for the lubrication of aircraft gears at low temperatures.

GRADE L, light. To be used under extreme low temperatures

00-265-9417 1 gal can
00-223-4116_{NP} 5 gal can

GRADE M, medium. To be used for general purpose, exclusive of engine.

00-240-2235 1 pt can
00-223-4130_{NP} 1 gal can

EXTREME PRESSURE. Used for automotive gear units, heavy duty industrial type enclosed gear units, steering gears and fluid lubricant

universal joints of automotive equipment.

Grade 75W.

01-035-5390 1 qt can
01-035-5391_{NP} 5 gal can

Grade 80W/90.

01-035-5392 1 qt can
01-035-5393_{NP} 5 gal can
00-001-9395_{NP}* 5 gal can
01-035-5394_{NP} 55 gal drum
* With limited slip additives

Grade 85W/140.

01-048-4591 1 qt can
01-035-5395_{NP} 5 gal can

LUBRICATING OIL, GENERAL PURPOSE

LIGHT REFINED OIL. For miscellaneous equipment such as typewriters, sewing machines.

00-273-2389 4 oz can
00-231-6689 1 qt can

LOW EVAPORATION; low temperature oil. Used where an oil of low evaporation, possessing rust protective properties is desired.

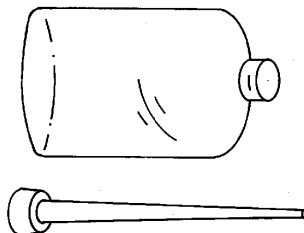
00-542-1430_{NP} 4 oz can
00-263-3490_{NP} 1 qt can

PRESERVATIVE OIL; medium grade. Used in the lubrication and preservation of ferrous and nonferrous metals, interiors of gear assemblies, transmission and differentials against corrosion. Not intended for use in the protection of the internal combustion engine.


00-271-8427 4 oz can
00-231-2361 1 qt can
00-231-2356_{NP} 5 gal can

WATER DISPLACING OIL. Low temperature grade. Used in lubrication and protection against corrosion of certain small arms and automatic weapons and wherever a general purpose, water displacing, low temperature lubricating oil is required.

00-273-2389 4 oz can
00-458-0075 16 oz aerosol can
00-231-6689 1 qt can
00-231-9045 1 gal can



00-836-8641 .500 oz bottle



00-261-8146 1 oz bottle

LUBRICATING OIL, HELICOPTER TRANSMISSION SYSTEM, SYNTHETIC

SYNTHETIC BASE OIL.

01-209-2684 1 qt can
01-210-1938 1 gal can

LUBRICATING OIL, INSTRUMENT

SYNTHETIC OIL BASE. Used in aircraft instruments, electronic equipment or where a low evaporation oil is required for both high and low temperature application and where oxidation and corrosion resistance is required.

00-664-6518_{NP} 1.500 oz btl
00-257-5449_{NP} 4 oz can
00-223-4129_{NP} 1 qt can

LUBRICATING OIL, MINERAL, STEAM CYLINDER

CAUTION: Store in flammable liquid storeroom. Steam cylinder oil used in superheated steam systems.

00-240-2260_{NP} 5 gal can

LUBRICATING OIL, MOLYBDENUM DISULFIDE

CAUTION: Store in flammable liquid storeroom. Silicone fluid base. Low speed high temperature oil. Used on slow speed sliding surfaces operating at temperatures up to 750 degrees Fahrenheit and for use as an anti-seize compound on threaded parts which operate at temperatures up to 1400 degrees Fahrenheit.

00-543-7220 1 lb can

LUBRICATING OIL, REFRIGERANT COMPRESSOR

CAUTION: Store in flammable liquid storeroom.

Used for the lubrication of reciprocating and rotary compression units.

Type 1, sulphur dioxide.

00-664-4449 1 gal can

Type 2, dichlorodifluoromethane 12.

00-598-2911 1 qt can

CLASS 9150

00-292-9657 1 gal can

Type 4, monochlorodifluoromethane 2.

00-823-7905 1 gal can

LUBRICATING OIL, SEMIFLUID

CAUTION: Store in flammable liquid storeroom. M61 and M39 AUTOMATIC WEAPONS. Used in the operation of the M61, M39 and related types of automatic weapons under conditions of extreme pressure in the temperature range of minus 65 to 260 degrees Fahrenheit.

00-889-3522 4 oz bottle

00-687-4241 1 qt can

00-753-4686 1 gal can

GAU-2BA AUTOMATIC WEAPONS. High load carrying capacity. Temperature range minus 30 to 260 degrees Fahrenheit. For use in the 7.62 mm GAU-2BA machine gun and other applications requiring an extreme pressure lubricant with a low kinetic coefficient of friction which is not really removed by rapidly moving components.

00-949-0323 8 oz tube

LUBRICATING OIL, SPECIAL PURPOSE

ORGANIC POLYMERS with rust inhibitor. Use with all bearings, piston compressors, gear boxes, oil and vacuum pumps. Do not use with aluminum threads.

01-008-3336 1 qt can

LUBRICATION OIL, SPINDLE

00-209-8013 1 pt can

LUBRICATING OIL, STEAM TURBINE

CAUTION: Store in flammable liquid storeroom. Anti-foam, corrosion and oxidation resistant. Used for main turbines and gears. Auxiliary turbine installation, certain hydraulic equipment, general mechanical lubrication and air compressors.

01-368-7075_{NP} 55 gal drum

00-235-9064 Bulk lot

01-372-6915 Bulk lot

LUBRICATING OIL, VACUUM PUMP

CAUTION: Store in flammable liquid storeroom.

Flash Point

00-273-8663 430 deg F 1 qt btl or can

LUBRICATING OIL, WATCH

CAUTION: Store in flammable liquid storeroom. Non-spreading oil that will allow operation of watches and instruments at temperatures as low as minus 40 degrees Fahrenheit.

00-252-6382 5 cc btl W/dropper

00-270-0063 .500 oz btl

LUBRICATING OIL, WEAPONS

CAUTION: Store in flammable liquid storeroom. Oxidation and corrosion resisting oil. Used on aircraft and ground weapons to insure efficient firing at low temperature.

00-292-9689_{NP} 1 qt can

20-MM ROTARY GUNS. Isodecyl pelargonate type. Used on 20-mm rotary guns. Reduces corrosion and permits high firing rates under icing conditions.

01-104-5227 1 qt can

PENETRATING OIL

CAUTION: Store in flammable liquid storeroom. Rust penetrating oil, used in loosening metallic parts, such as nuts, bolts and pins.

00-261-7899 1 pt can

00-529-7518 16 oz pressurized can

PETROLATUM, TECHNICAL

Light grade.

00-250-0926 1.75 lb can

00-250-0933 7.5 lb can

CLASS 9160 MISCELLANEOUS WAXES, OILS, AND FATS

NOTE: As non-plastic alternatives to plastic items currently in use are identified, information will be provided through shopping advisory messages and the Afloat Shopping Guide. To help you shop more "wisely", items recommended for shipboard use will be annotated with "NP" by the National Item Identification Number.

BEESWAX, TECHNICAL

INDUSTRIAL GRADE C-B-191

00-253-1173 2 oz cake
00-253-1171 1 lb cake

FLUID, COOLANT

Polyolefin Synthetic Hydrocarbon fluid. 160 degrees Celsius minimum flash point. Used as a heat transfer medium in closed systems and capable of functioning as a dielectric fluid over the temperature range of minus 54 degrees Celsius to 135 degrees Celsius.

01-304-0885 1 gal. cap.
01-336-7174_{NP}* 1 gal. cap.

* Metal oblong can with cap screw.

INSULATING OIL, ELECTRICAL

Intended for use as a heat transfer medium in closed systems and capable of functioning as a

dielectric fluid over a wide range of operating temperatures.

SILICATE-ESTER BASE.

Minimum viscosity 1.5 centistokes at 212 degrees Fahrenheit, maximum viscosity 4.4 centistokes at 104 degrees Fahrenheit. Operating temperature range Minus 65 to plus 300 degrees Fahrenheit. Minimum flash point 325 degrees Fahrenheit.

00-935-9774_{NP} 1 gal rectangular can
01-304-0885_{NP} 1 gal round can

MINERAL OIL BASE. Non Spec Item.

30 KV DIELECTRIC STRENGTH

Maximum viscosity 3.0 centistokes at 100 degrees Celsius. Minimum flash point 293 degrees Fahrenheit.

00-685-0913* 5 gal can
* .08% oxidation inhibitor.

TALLOW, INEDIBLE

Used as a lubricant for stern tube packing. Melting point 105.8 degrees Fahrenheit. Neutralization number 4 maximum.

00-253-0879 4 oz can
00-993-6605 1 lb can
00-263-8757_{NP} 5 lb can

WAX, PARAFFIN, TECHNICAL

Fully refined, colorless and in cake form.

135 to 140 degrees Fahrenheit melting point.

00-285-2044 1 lb

GROUP 93 NONMETALLIC FABRICATED MATERIALS

CLASS 9310 PAPER AND PAPERBOARD

NOTE: As non-plastic alternatives to plastic items currently in use are identified, information will be provided through shopping advisory messages and the Afloat Shopping Guide. To help you shop more "wisely", items recommended for shipboard use will be annotated with "NP" by the National Item Identification Number.

PAPER, BOOK

OFFSET BOOK TYPE (JCP-A60). Used for letterpress and offset printing. White color. 500 sheets per package.

100 pounds per 1000 sheets.

	W/In.	Lg/In.
00-202-1302	17.500	22.500

PAPER, CHART, LITHOGRAPHIC

WOOD FIBER. White color, roll form.

	W/In.
01-168-3411	8-1/2

PAPER, COVER

WOOD FIBER. Vellum surface. Used as cover for catalogs, brochures.

	W/In.	Lg/In.	Color
01-083-5212	8-1/2	11	White

PAPER, INDEX

CHEMICAL WOOD (JCP-K10). Used for offset printing of card indexes, ID cards, open forms, posters, covers.

110 pounds per 500 sheets.

	W/In.	Lg/In.	Color
00-160-7830	22.500	28.500	Blue
00-160-7834	22.500	28.500	White
00-042-5758	8.500	11.000	Yellow

220 pounds per 500 sheets.

	W/In.	Lg/In.	Color
00-982-0492	8.500	11.000	Blue
00-955-0218	8.500	11.000	Green
00-955-0217	8.500	11.000	White

220 pounds per 1000 sheets.

	W/In.	Lg/In.	Color
01-075-7764	17.500	22.500	Blue

PAPER, TEMPLATE

Used for making templates or patterns for ship's plates. Terra-cotta color. Roll form, 308 feet long.

	W/In.	Lg/In.
00-264-5346	85.000	.019

STENCILBOARD

OILED, HEAVY WEIGHT. Used for stenciling and other purposes where a high resistance to wear is required. .015 inches thick.

	W/In.	Lg/In.
00-160-7858*	24	36

* 10 sheets per package with wrapper

CLASS 9320

RUBBER FABRICATED MATERIALS

NOTE: As non-plastic alternatives to plastic items currently in use are identified, information will be provided through shopping advisory messages and the Afloat Shopping Guide. To help you shop more "wisely", items recommended for shipboard use will be annotated with "NP" by the National Item Identification Number.

BELLOWS, PROTECTION

Rubber and Chloroprene material. Extended length 4 inch contracted length 2.060 inches. Material is in accordance with SPCC Quality Control Manufacturing and Testing. Dimensions listed in inches.			Lg/In.	W/In.	Thk/In.
	00-839-8503		36	36	.400
	01-223-7324		72	36	.200
	Medium Condition				
			Lg/In.	W/In.	Thk/In.
	00-837-7355		24	12	.218
	00-526-6900		24	24	1.000
	00-232-2435		36	36	.125
	00-232-2438		36	36	.250
	00-108-6500		36	36	.375
	00-232-2453		36	36	.625
	00-232-2456		36	36	1.000

Dimensions	Large End	Small End
Outside Width	.620	.250
Outside Length	.620	.620

01-086-0424

CLOTH, LAMINATED

The fiber material is Cotton Basic, cloth name is Duck. This is 2 ply, coated with Synthetic Rubber on both sides, mildew and oil resistant.

36 inches Wide

	Thk/In.	Lg
00-009-0244	.063	1 yd
00-584-9163*	A/A	1 yd
* 5 ply		

24 inches Wide

	Thk/In.	Lg
01-180-0149	.062	1 yd
01-180-0150	.075	1 yd
01-180-0151	.125	1 yd
01-179-0203	.188	1 yd
01-180-0148	.562	1 yd
01-302-6081	.750	1.3 yd
01-302-6080	1.000	1.3 yd

RUBBER SHEET, CELLULAR

Chemically blown Open Cell type. For use as cushion mounting of radio apparatus, aircraft instruments and crash pads. Smooth on both sides. Minus 41 degrees Celsius temperature rating.

NOTE: Not recommended for applications involving tensile loading, or prolonged contact with human skin.

LOW TEMPERATURE, OIL and FLAME RESISTANT

Soft Condition

	Lg/In.	W/In.	Thk/In.
00-818-2723	24	24	.250
00-813-3127	35	35	.250
01-163-2054	36	36	.120

	Lg/In.	W/In.	Thk/In.
00-839-8503	36	36	.400
01-223-7324	72	36	.200
Medium Condition			
	Lg/In.	W/In.	Thk/In.
00-837-7355	24	12	.218
00-526-6900	24	24	1.000
00-232-2435	36	36	.125
00-232-2438	36	36	.250
00-108-6500	36	36	.375
00-232-2453	36	36	.625
00-232-2456	36	36	1.000

Firm Condition

	Lg/In.	W/In.	Thk/In.
00-232-2460	20	20	.250
00-232-2466	20	20	1.000
00-143-7014	36	36	.175
00-141-4373	96	24	.250

LOW TEMPERATURE and NON-OIL RESISTANT

Firm Condition

	Lg/In.	W/In.	Thk/In.
00-232-2477	36	36	1.000

Chemically blown Closed Cell type. Low temperature, oil and flame resistant. Intended for flotation gear (skin or rind form only), expansion joint fillers, gaskets, and shock pads where water repellent qualities are desired. Not recommended for applications where extreme high temperatures are encountered, or where expansion of the material at high altitudes will be a disadvantage.

Soft Condition

	Lg/In.	W/In.	Thk/In.
00-964-2559	36	36	.562

Medium Condition

	Lg/In.	W/In.	Thk/In.
00-641-7084	36	36	.225
00-618-3180	36	36	.500

Synthetic Rubber Open Cell type, uncured. For use in cushioning, packaging and in mattresses. NOT APPROVED.

FOR SHIPBOARD USE

FIRE RESISTANT

Soft Condition

	Lg/In.	W/In.	Thk/In.
00-244-9270	48	24	1.000
00-244-9272	48	24	2.000

FIRE RESISTANT, LOW SMOKE. For shipboard use.

Medium Condition

	Lg/In.	W/In.	Thk/In.
01-031-9628	60	36	1.000

Medium Firm Condition

	Lg/In.	W/In.	Thk/In.
00-286-7585	48	30	2.000

Firm Condition

	Lg/In.	W/In.	Thk/In.
01-294-6500	60	36	2.000

CELLULAR UNEXPLODED. Black color, porous both sides.

NON-OIL and WATER RESISTANT

	Lg/In.	W/In.	Thk/In.
00-527-8186	48	36	.125

RUBBER SHEET, SOLID

SMOOTH BOTH SIDES.

SYNTHETIC RUBBER. High ozone concentration type.

FUEL, PETROLEUM and LOW TEMPERATURE RESISTANT.

34-45 Shore A2 Durometer Rating, Grade 40

	Lg/In.	W/In.	Thk/In.
00-241-9750	36	36	.250
00-062-4682	48	36	.062

55-65 Shore A2 Durometer Rating, Grade 60

	Lg/In.	W/In.	Thk/In.
00-241-9740	36	36	.031
00-241-9746	36	36	.125
00-266-6852	36	36	.250

LOW TEMPERATURE, PETROLEUM, WEATHER and OZONE RESISTANT

35-45 Shore A2 Durometer Rating, Grade 40.

	Lg/In.	W/In.	Thk/In.
00-241-9762	36	35	.250

CLASS 9320

	Lg/In.	W/In.	Thk/In.
00-241-9751	36	36	.031
00-059-6517	36	36	.120
00-241-9759	36	36	.125

55-65 Shore A2 Durometer Rating, Grade 60.

	Lg/In.	W/In.	Thk/In.
00-241-9754	36	36	.062
00-241-9763	36	36	.250
00-241-9764	36	36	.375
00-241-9765	36	36	.500
00-241-9767	36	36	.750
00-021-2803	48	36	.125

75-85 Shore A2 Durometer Rating, Grade 80.

	Lg/In.	W/In.	Thk/In.
00-266-6848	36	36	.187
00-202-1463	36	36	.375
00-266-6837	72	36	.125

SILICONE RUBBER. Dimensions listed in inches.

HIGH TEMPERATURE and LOW COMPRESSION SET.

45 - 55 Shore B2 Durometer Rating, Grade 50

	Lg/In.	W/In.	Thk/In.
00-061-1975	24	24	.063
00-104-9032	36	36	.120

HIGH TEMPERATURE RESISTANT

55-65 Shore A2 Durometer Rating, Grade 60.

	Lg/In.	W/In.	Thk/In.
01-057-1142	48	36	.250

HIGH TEMPERATURE RESISTANT and LOW COMPRESSION SET

55-65 Shore A2 Durometer Rating, Grade 60.

	Lg/In.	W/In.	Thk/In.
01-147-9261	36	36	.125
01-262-5377	36	36	.750

75-85 Shore A2 Durometer Rating, Grade 80.

	Lg/In.	W/In.	Thk/In.
01-225-1042	36	36	.062

SYNTHETIC RUBBER. White color. Smooth both sides. Hardness not rated.

	Lg/In.	W/In.	Thk/In.
01-130-2410	22	14	.094

RUBBER STRIP

Chemically blown Open Cell type. Oil and fire resistant. Smooth both sides. Minus 41 degrees Celsius temperature rating.

Soft Condition

	H/In.	W/In.	Lg/In.
00-069-2801	.750	.375	600

Medium Condition

	H/In.	W/In.	Lg/In.
01-041-8691	.500	.093	A/A
01-041-8687	.750	.250	A/A
01-041-8686	1.000	.125	A/A
00-930-9798	1.250	.250	A/A

SYNTHETIC RUBBER. Solid material, low temperature, ozone, petroleum and weather resistant. 35 to 45 durometer reading. Grade 40.

	H/In.	W/In.	Lg/In.
01-113-6506	2.000	.250	36

SYNTHETIC RUBBER. Solid Black material. Smooth on both sides. Low temperature. 55 to 65 durometer reading Grade 60.

	H/In.	W/In.	Lg/In.
00-935-9196	3.000	.125	8.500

TAPE, ADHESIVE, RUBBER

SYNTHETIC RUBBER and CORK composition with a pressure-sensitive adhesive, print cloth permanent backing and a Holland Linen or Polyethylene removable backing. For use as a seal and packing in the installation of glass or Acrylic Plastic windshields, panels and windows in aircraft cabins and cockpits.

	W/In.	Thk/In.	Lg/Ft
00-689-5467	.250	.062	100
00-822-2666	.500	.031	100
00-272-2990	.500	.062	100
01-047-1751	1.000	.062	25
00-171-5224	1.250	.094	100
00-227-1561	1.500	.062	100
01-317-0678	2.000	.062	100
00-268-9629	2.500	.062	100
00-268-9628	2.500	.125	100
00-257-3636*	4.000	.031	3
01-047-1750	10	.093	25
00-286-6661	32	.125	8
00-286-1111	32	.031	2.7
00-551-8332	36	.062	3
00-559-2168	36	.094	3

* Removable paper backing.

SYNTHETIC RUBBER. Black. Moisture resistant.

	W/In.	Thk/In.	Lg/Yd
00-449-0807	1.000	.031	72
00-449-0809	1.500	.031	72
00-412-2064	2.000	.031	72

CLASS 9330

PLASTIC FABRICATED MATERIALS

NOTE: As non-plastic alternatives to plastic items currently in use are identified, information will be provided through shopping advisory messages and the Afloat Shopping Guide. To help you shop more "wisely", items recommended for shipboard use will be annotated with "NP" by the National Item Identification Number.

PLASTIC MATERIAL, CELLULAR

POLYSTYRENE Plastic foam. Fire retardant cellular Plastic material. Rough surface type. Self-extinguishing. Block form. For use in buoyancy application where rigid material is required. 9 feet long by 1 foot wide by 4 inches thick.

	Thk/In.	W/In.	Lg/In.
01-025-6306	.250	36	36
00-102-9878	.250	24	48
00-102-9879	.625	24	48
01-022-5864	1	12	36

UNICELLULAR Plastic foam. Rough surface, fire retarding. For thermal insulation only. IAW SPCC activity HX Quality Control, Manufacturing, and Testing Specifications. 30 inches long by 30 inches wide by .500 inches thick.

01-061-5222

PLASTIC MOLDING MATERIAL

LIQUID POLYURETHANE foam-in-place. Opaque material. Kit consists of: 4 ounce bottle isocyanate and 8 ounce bottle polyol/catalyst. Reference Number CFO-2.

01-075-0324

PLASTIC ROUND SECTION

Circular shape, Polyethylene material with Carbon Black added. Weather resistant. .250 inches thick. Used as spacers and in dielectric applications.

	OD/In.
01-327-7347	2
01-321-5835*	3
01-321-5836*	4
01-325-2991*	4.5
01-327-7348	5
01-327-7349	6
01-321-5837*	7
01-327-7350	8
01-327-7351	9
01-325-0046*	10
01-325-2990*	11
01-321-5834	12

* 2800 PSI tensile strength

PLASTIC SHEET

ACRYLIC sheets. Colorless, transparent finish. For use on transparent areas of aircraft, where outdoor weathering and heat resistance

properties are required. 8000 PSI tensile strength.

36 INCHES WIDE

	Thk/In.	Lg/In.
00-202-1901	.060	48
00-634-8631*	.080	48
00-290-6493	.100	72
00-202-1890	.125	48
00-290-5236	.125	60
00-580-8896	.125	72
00-202-1893	.220	48
00-202-1892	.250	48
00-281-9909	.250	60
00-634-8635*	.500	48
00-483-3433	.750	60

40 INCHES WIDE

	Thk/In.	Lg/In.
00-292-9809	.060	50
00-292-9810	.125	50
00-580-3084	.187	50
00-292-9812	.250	50
00-580-8890	.375	50

42 INCHES WIDE

	Thk/In.	Lg/In.
00-580-8900	.250	82

53 INCHES WIDE

	Thk/In.	Lg/In.
00-580-8898	.125	80
00-290-6492	.187	80

CELLULAR POLYURETHANE foam sheet. Fire retardant. Opaque both sides. For use in removal of oil pollution at sea. 48 inches wide. Color and number of pores per inch (PPI) as listed.

	Thk/In.	Lg/In.	Color	PPI
01-034-3853	.375	72	Gray	45
00-965-0481	1.000	300	Beige	20

CELLULOSE ACETATE sheets. Colorless, highly polished. General purpose. For use in bulletin board covers, index guide cards, containers, etc. 6230 PSI minimum tensile strength.

	Thk/In.	W/In.	Lg/In.
01-358-7521	.030	20	50
00-290-6755*	.040	20	50
01-358-7529	.005	40	600
01-358-7527	.010	40	600

* 4700 PSI minimum tensile

MECHANICAL and **OPTICAL** sheets. For use in

ordinary glazing applications. Approximately 5500 PSI minimum tensile strength. Transparent housings for instruments, safety goggles, and helmets.

	Thk/In.	W/In.	Lg/In.
00-579-6362	.010	36	45
00-290-6150	.031	20	50
00-599-7689	.040	20	50
00-281-2998	.063	20	50

OPTICAL quality Plastic sheets. For use as optically clear protective covering for printed matter such as maps, charts, and documents.

	Thk/In.	W/In.	Lg/In.
00-290-6149	.003	30	1800

CELLULOSE ACETATE BUTYRATE. Translucent White color. 3900 PSI minimum tensile strength. Matte finish one side, protective adhesive covering. Wound on 3 inch core.

	Thk/In.	W/In.	Lg/In.
00-264-6318	.008	40	600

METHACRYLATE sheets. Colorless, heat resistant material. For use as diffusing lighting shields, windows for cabinets, card holders, chart covers, surgical instrument handles and parts, and transparent models. Not for use in glazing or where high optical quality is required.

Thk/In. W/In. Lg/In.

00-618-3548	.040	36	48
00-618-3541	.060	48	72
00-563-4527	.125	48	96
00-618-3545*	.125	53	80
00-618-3534	.183	53	80
00-618-2122	.250	48	96
00-618-3535	.250	53	80
00-618-3596	.375	60	72

* With abrasion resistant coating.

PHENOLIC-RESIN. Thermosetting Plastic sheets. Cotton fabric base. Laminated. Natural color with a polished or semi-gloss finish. General purpose grade.

	Thk/In.	W/In.	Lg/In.
00-337-2921	.031	43	66
00-290-3461	.062	33.750	42
00-290-3462	.125	33.750	42
00-290-1656	.156	33.750	42
00-290-2224	.187	33.750	42
00-585-8761*	.375	33.750	42
00-880-4870	.500	36	48
00-290-1651	.625	33.750	42

* Not laminated

THERMOSETTING Plastic material. Used in fabrication of designation plates, including

CLASS 9330

charts and instruction plates for engraving. Laminated. Smooth surface, Gray color. 13500 PSI flexural strength.

	Thk/In.	W/In.	Lg/In.
01-013-2747	.062	18	21
00-905-9104	.062	36	42
00-282-5640*	.062	36	42
01-023-0220	.094	36	40.5

* Black with White core.

PLASTIC sheets. cellular Opaque, charcoal Black color.

	Thk/In.	W/In.	Lg/In.
01-008-7428	.375	12	12

VIBRATION DAMPENING Plastic sheets. Used for damping vibration of Steel plates in a temperature range of 35 to 55 degrees Fahrenheit. Flame retardant, fuel, and water resistant. 12 by 12 inch sheets.

	Thk/In.
01-057-2408	.125
01-103-3124	.375
01-249-8427	.375
00-489-1781	.625
01-253-3479*	.625

* Temperature range 55 to 80 degrees Fahrenheit.

PLASTIC LAMINATED sheets. Opaque transparency. 24 by 24 inches and .062 inch thickness. Hardness, tensile and flexural strength not rated. Colors as noted.

	Color
00-324-5620	Blue and White
01-159-8813*	Black and Yellow
00-314-8520	Red and White
01-180-3777	Satin light Walnut
01-236-8901	Red

* Smooth finish

SHOCK ABSORBENT Plastic. High impact. Suitable for aircraft carrier ramp pads and padding. 60 PSI tensile strength.

	Thk/In	W/In.	Lg/In.
00-964-2768	1.000	42	56

POLYAMIDE, Polyhexamethylene Adipamide sheets. Light Cream color, translucent. Heat, wear, and weather resistant. 36 by 48 inch sheet and .400 inches thick.

	Thk/In.	W/In.	Lg/In.
01-043-0225	.400	36	48

POLYTETRAFLUOROETHYLENE Plastic Teflon sheet. Opaque White, smooth finish. 2800 PSI tensile strength.

	Thk/In.	W/In.	Lg/In.
00-634-8116	.031	24	24
00-993-0767	.031	24	60
00-580-6886	.062	36	36
00-824-9111	.065	48	48
00-618-4623	.125	36	36
00-079-2880*	.125	36	200

* One side treated to take adhesive.

PLASTIC SHEET, LAMINATED, DECORATIVE

GENERAL PURPOSE satin finish. Designed for both horizontal and vertical applications where good appearance, durability, and resistance to stains and heat are required. .062 inch thickness.

	W/In.	Lg/In.	Color
00-531-0811	24	48	Lt. Gray
00-257-3683	24	72	White

	W/In.	Lg/In.	Color
00-990-3432	36	48	Charcoal
00-784-0311	48	96	Green

Non-Spec

	W/In.	Lg/In.	Color
01-077-8132	24	24	Blk/Gold
00-332-2715*	24	24	Blk/Wht
01-151-3483	24	24	Red/Wht
01-100-0084	24	49	Blk/Wht
01-211-4811	24	49	Blk/Wht
01-310-5121†	24	49	Blu/Wht
00-784-0236	48	96	Walnut
00-784-0224	48	96	White

* .094 inches thick

† 2 ply with Blue cap, White core

PLASTIC SHEET, PRESSURE SENSITIVE, ADHESIVE COATED

CELLULOSE ACETATE, .005 inches thick. Removable paper backing. For protecting documents and cards. Clear transparent finish. Width and length in inches except where listed.

	W/In.	Lg/In.	Unit/Pkg
01-358-4392	10	1	50 sht/box
01-358-4390	10	12	100 sht/box
01-358-4391	21	600	50 ft./Roll

POLYETHYLENE TEREPHTHALATE. Thickness .002 inches. Removable paper backing.

	W/In.	Lg/In.	Unit/Pkg
00-618-7215	10	12	50 sht/box
00-618-7214	26	600	50 ft./Roll

PLASTIC STRIP, PRESSURE SENSITIVE, ADHESIVE COATED

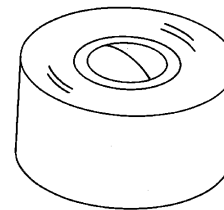
CELLULOSE ACETATE strips for use in the protection of documents and cards, with removable paper backing. .005 inches thick.

	W/In.	Lg/In.	Unit/Pkg
01-358-4393	3	4	100 sht/box
01-358-9653	6	8	50 sht/box

POLYURETHANE PLASTIC. .014 inches thick. 108 foot roll. Reference Number SJ8561.

	W/In.
00-169-6407	2
00-124-3730	4
01-275-7164*	6

* Abrasion and solvent resistant. Reference Number 8681.



	W/In.
00-003-6171	3

POUCH, PLASTIC, LAMINATING

MILITARY ID BADGES. 3.875 inches by 2.625 inches by .007 inches thick. 100 pouches per box.

01-238-8662

GOVERNMENT ID BADGES. 3.875 inches by 2.625 inches by 20 millimeters thick. Recommended for badges and luggage tags. Heavy weight sealing. 500 each per box.

01-105-9038

Bonded on short side. 4.500 inches by 6 inches by .010 inch thick. 100 pouches per box. Reference Number. 161020.

00-889-2250

SORBENT OIL

Fire retardant. Thermally reticulated at 80 pores per inch (PPI). For removal of oil pollution at sea. 18 inches wide by 18 inches long by .1875 inches thick.

SHEET FORM

	Sheets/No.
00-113-5856	unk
01-219-7414	100
01-158-3502	200

SWEEP FORM. Sweep 19 inches wide by 100 feet long. Comes in bales.

01-281-4608

BLANKET FORM. 36 inches wide by 150 inches long by .375 inch thick.

01-281-0336

TUBING, NONMETALLIC

ACRYLIC Plastic. Rigid. Round shape. Inside diameter .500 inch, outside diameter .750 inch. Length (excluding end fittings) 17.500 inches. Reference Number E484-8 ALT 2-15.

00-872-4835

POLYETHYLENE Plastic. Flexible. Round shape.

WINDOW, OBSERVATION

	ID/In.	Lg/In.	Color
	01-085-6586	.188 48	White
	01-016-7651	.500 36	White
	01-016-8696	.750 36	Orange
	01-016-7652	1.000 36	Black
	01-016-8697	1.250 36	Green
	01-016-7650	1.500 36	Yellow
	01-017-8291	1.750 36	Gray
	01-022-8245	2.000 36	Blue
	01-022-8244	2.500 36	Red
	01-022-1426	3.000 36	Purple
	01-022-0175	3.500 36	Brown
	01-022-1427	4.000 36	White
	01-022-0173	4.500 36	Black

POLYCARBONATE Plastic. Rigid. Round shape.

	ID/In.	OD/In.	Lg/In.
	01-136-9801	.250 .750	33.375
	01-232-8774	.375 .500	3.937
	01-189-4976	unk .625	8.000
	01-063-2086	unk .625	14.000
	01-161-8026	unk .750	22.000
	01-088-0396	.500 .750	30.125

POLYTETRAFLUOROETHYLENE Plastic, flexible. Round shape. Natural color. Standard quality and natural finish. 1500 PSI tensile strength.

	ID/In.	OD/In.	Lg/In.
	01-231-5334	.094 .156	4.500

TUBING, PLASTIC, SPIRAL WRAP

Special features noted.

Unknown Plastic material.

	ID/In.	Thk/In.	Feature
	00-890-3104	.220 .041	Black
	01-213-5720*	.670 .040	Natural
	01-085-5187	.750 .050	100 ft./roll
	* Abrasion resistant		

Polyethylene Plastic

	ID/In.	Thk/In.	Feature
	01-059-1772	.093 .032	Clear
	00-821-6723	.134 .058	Black
	01-194-2561*	unk .055	50 ft./reel
	01-214-3704*	.263 .055	N/A
	00-239-6338*	.438 .062	100 ft./spool
	* Minus 105 to 215 degrees Fahrenheit temperature range.		

Polytetrafluoroethylene Plastic

	00-753-5372	.180 .041	5-1/8 in. Lg
	00-724-6175	.190 .030	100 ft./spool
	01-169-5995*	.190 .030	
	* Minus 65 to 500 degrees Fahrenheit		

	ID/In.	Thk/In.	Feature
	01-085-2922*	.190 .030	A/A length
	00-688-7857*	.278 .040	A/A length
	00-889-7776*	.340 .041	Black tracer
	00-074-0963	.475 .045	7.100 in. long
	* Minus 450 to 500 degrees Fahrenheit temperature range.		

Polyamide Plastic

Minus 121 to 250 degrees Fahrenheit temperature range. Special features noted.

	ID/In.	Thk/In.	Feature
	00-895-6445	.160 .030	100 ft. roll

ROUND SHAPED

Acrylic Plastic with a fine finish. High light/low heat transmission characteristics. 8000 PSI tensile strength. High temperature and weather resistant. Protective covering material on both sides.

	Dia/In.	Thk/In.
	01-063-5932	2.000 .250
	01-063-5931	4.000 .750

Clear Plastic. Without frame. Operating pressure, hardness, tensile strength, and radiation protection is not rated.

	Dia/In.	Thk/In.
	01-042-2004	1.200 .187
	00-710-8160	1.492 .010
	00-618-8107	1.750 .250
	00-710-8161	2.344 .010

SQUARE SHAPED

Clear Plastic. Without frame. Operating pressure hardness, tensile strength, and radiation protection is not rated. Flat edge finish.

	Lg/In.	W/In.	Thk/In.
	01-113-5981	3.125 1.750	.375

CLASS 9340 GLASS FABRICATED MATERIALS

NOTE: As non-plastic alternatives to plastic items currently in use are identified, information will be provided through shopping advisory messages and the Afloat Shopping Guide. To help you shop more "wisely", items recommended for shipboard use will be annotated with "NP" by the National Item Identification Number.

GLASS, LAMINATED

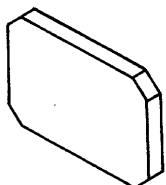
Flat, laminated (2 ply) glass for use on military equipment, except aircraft. Packaged in a close fitting plywood box and marked "Fragile". Clear transparency and polished finish. Not rated for operating temperature, pressure, and hardness. Approximate dimensions listed in inches below.

SAFETY GLASS. Intended for use in windshields and other applications where clarity of vision without distortion is a factor. Square corners.

	Lg/In.	W/In.	Thk/In.
00-054-9084	31	27	.540
00-599-6666	48	36	.250

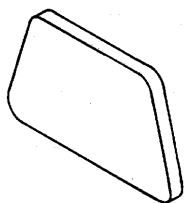
CHAMFERED CORNERS.

With high light transmission characteristics. Fresh water resistant and shatter proof. Corner radii are approximately 3 inches.



	Lg/In.	W/In.	Thk/In.
00-176-0487	57	15.3	.240

TRAPEZOID with rounded corners. Glass laminate 38.36 inches long by 16.5 inches wide by .225 inches thick. Clear color. Temperature, pressure, and hardness not rated.



01-185-3757

GLASS, SAFETY, SINGLE PLATE

SINGLE PLATE safety glass. Clear color. 31 inches long by 28.812 inches wide. Second

length 27.938 inches by second width 22.875 inches.

01-301-2250 right side
 01-301-2251 left side

MIRROR, GLASS

RECTANGULAR SHAPE without side wings.

Plate glass without tinting or ornamental etching. Floor stands not included. Approximate dimensions shown below.

Plain edge

	Lg/In.	W/In.	Thk/In.
00-641-7089	7.250	4.312	.125
00-402-2395	7.312	4.312	.125

Beveled edge

	Lg/In.	W/In.	Thk/In.
00-527-7243	2.188	.469	.094

OBLONG SHAPE without the side wings. Approximately 3.5 inches long by 2.125 inches wide. Thickness unknown.

01-313-8945

MIRROR, PLEXI-GLASS

Acrylic material. Mirror is 30 inches long by 24 inches wide by .125 inches thick.


01-243-0587

TUBING, GLASS

SHOCK AND STEAM PROOF. Intended for use in liquid level gages on low pressure (250 pounds per inch, maximum) boilers and hot water tank gage glasses. Can withstand temperature changes from 212 to 43 degrees Fahrenheit and pressure changes from 0 to 300 pounds per square inch without spalling, cracking, or breaking. Approximate overall diameter, length, and wall thickness is given in inches below.

	OD/In.	Lg/In.	Thk/In.
00-251-0404*	.625	24.0	.078
00-245-7110	.625	36.0	.078
00-251-0424*	.750	20.0	.094
00-245-7114	.750	28.0	.094
00-527-7402	.750	36.0	.094
00-245-7119	.750	48.0	.094

* With fused ends.



	OD/In.	Lg/In.	Thk/In.
00-256-9331	.625	15.0	.094

HIGH TEMPERATURE RESISTANT. Clear borosilicate glass. Operating pressure not rated. Approximate dimensions indicated in inches below. Non Spec Items.

	OD/In.	Lg/In.	Thk/In.
01-325-6184	.547	4.9	.055
00-962-4372	.625	30.0	.094
00-962-7396*	.750	24.0	.125
00-782-9410	.750	58.5	.109

* With vertical red line

NON SPEC ITEMS. Operating temperature and pressure not rated. Clear glass. Approximate dimensions indicated in inches below.

	OD/In.	Lg/In.	Thk/In.
00-239-3688	.625	14.0	.078
01-122-7396	.625	14.938	unk
00-256-9331	.625	15.0	.094
01-133-4281	.625	30.0	.187
01-044-5292	.625	43.0	unk

WINDOW, ELECTRICALLY HEATED

Electrically heated window made of clear laminated glass. Number of ply's as shown.

	Lg/In.	W/In.	Thk/In.	Ply
01-231-5415	26.0	20.0	.500	2
00-001-3591	34..250	unk	unk	4

WINDOW, OBSERVATION

Circular heat treated glasses for portlights. Glass is glazing quality, polished both faces. Edges evenly ground with chamfered corners. Warp free. Material is not rated for operational temperatures, pressures, hardness, tensile strength, and radiation protection. Approximate diameter and thickness listed in inches below.

NON SPEC ITEMS. Transparent material, cut to size that permits unobstructed and undistorted view. Used where safety and security is required.

CLASS 9340

Material not rated for operational temperatures, pressures, hardness, tensile strength, and radiation protection. Approximate dimensions given in inches below.

CIRCULAR STYLE

	Dia./In.	Thk./In.
00-782-1205	.880	.500
01-163-7853	1.000	.250
00-202-4482	1.406	.500
00-181-5173	1.680	.125
01-271-2796	1.750	.250
00-684-0872	1.750	.250
00-640-9191	1.750	.281
00-599-7431	2.000	.500
01-143-1844	2.680	.150
00-700-3828	2.997	.270
00-327-4420	3.053	.093
01-144-1066	3.090	.125
00-268-9831*	3.250	.250
00-873-5592	4.000	.750
00-551-0463	4.250	.250
00-829-5426	6.000	.750
01-057-0976	6.750	.500
01-245-5481	7.625	.750
00-884-2141	11.000	.537
00-011-9436	13.625	.188

Dia./In. Thk./In.

* Blue tint

NON SPEC ITEMS. Transparent material, cut to size that permits unobstructed and undistorted view. Used where safety and security is required. Material not rated for operational temperatures, pressures, hardness, tensile strength, and radiation protection. Approximate dimensions given in inches below.

SQUARE STYLE

SQUARE CORNERS

	Lg./In.	W./In.	Thk./In.
00-292-3749*	2.438	2.438	.125
00-404-0467	4.969	1.719	.125
00-414-7585	7.188	0.779	.675
01-161-6391	17.125	7.500	1.688
01-259-0756	17.125	10.125	.188
00-001-3590	34.250	18.500	4 ply

* Blue tint

CORNERS UNKNOWN

01-217-8692*	9.750	2.562	2.5
--------------	-------	-------	-----

* Boiler water level indicator

SPECIAL USE

HYDRAULIC SYSTEMS

For use on aircraft hydraulic systems. Clear plastic with a polished finish. Square corners. Dimensions unknown.

00-522-8370

For use on aircraft hydraulic, vacuum, and deicing systems. Approximately 2.740 inches long by .648 inches wide by .141 inches thick. Chamfered corners.

00-248-5760

PRISM EFFECT

Circular shape glass with 3 holes approximately .265 inch diameter. Prism effect aligned with vertical axis within 5 degrees either way.

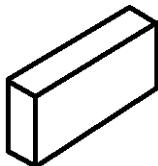
00-991-8626

CLASS 9350 REFRACTORIES AND FIRE SURFACING MATERIALS

NOTE: As non-plastic alternatives to plastic items currently in use are identified, information will be provided through shopping advisory messages and the Afloat Shopping Guide. To help you shop more "wisely", items recommended for shipboard use will be annotated with "NP" by the National Item Identification Number.

BRICK, INSULATING, HIGH TEMPERATURE

CLAY Fire brick. Composed of heat-resisting materials which have been burned or fired to produce the desired density, strength, and structure. Used as backup insulation for refractory furnace linings of boiler furnaces. Density, 45 pounds per cubic feet, 100 PSI minimum rupture modulus.

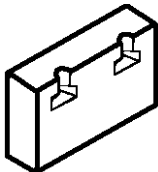


	Lg/In.	W/In.	Thk/In.
00-229-4185	9.000	4.500	1.250
00-274-3832	9.000	4.500	2.000
00-229-4187	9.000	4.500	2.500

Fire brick composed of heat resisting materials which have been burned or fired to produce the desired density, strength, and structure. Density, 41 pounds per cubic feet, 75 PSI minimum rupture modulus.

	Lg/In.	W/In.	Thk/In.
00-229-4214	9.000	4.500	1.250
00-229-4216	9.000	4.500	2.000
00-229-4217	9.000	4.500	2.500

Refractory Insulating brick, high density. For industrial furnace requirements and in general where they may be in direct contact with combustion gases, such as forge and stress relieving furnaces. 2800 degrees Fahrenheit. Density 60-62 pounds per cubic feet, 175 PSI minimum rupture modulus.

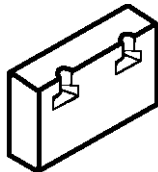


	Lg/In.	W/In.	Thk/In.
00-229-4218	9.000	4.500	2.000
00-229-4219	9.000	4.500	2.500
00-247-0551*	9.000	4.500	2.500

* Slot length 1 inch.

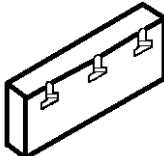
BRICK, REFRACTORY, SPECIAL SHAPE

Naval boiler furnace lining quality. High Alumina. 57.5% minimum Spec Grade A. Composed of heat-resisting clays, or processed Aluminum Silicate minerals which have been burned or fired to produce the required properties. 500 PSI minimum rupture modulus. 1 inch slot length unless noted.



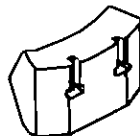
	Lg/In.	W/In.	Thk/In.
00-247-0543	9.000	4.500	2.500
00-690-2841*	9.000	6.750	2.500

* 1.500 inch slot length.

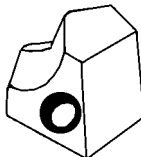


	Lg/In.	W/In.	Thk/In.
00-691-1777	13.563	4.500	2.500
00-219-7311*	13.563	4.500	2.500

* Clay, Fire Grade B



	Lg/In.	W/In.	Thk/In.
00-574-2872	9.438	3.750	5.750



	Lg/In.	W/In.	Thk/In.
00-994-1190	16.375	6.938	5.750

Bonded Silicon-Carbide tile. Formed by power pressing and properly burned to give a uniform,

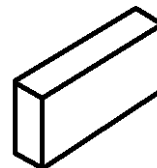
dense structure. Used as baffles in naval boiler furnaces. Per NAVSHIPS DRAWING NUMBER 810-1385936. PC 2, PC 3, and PC 7.



	Lg/In.	W/In.	Thk/In.
00-965-0467	4.000	2.250	.812
00-965-0468	4.000	2.250	1.312

BRICK, REFRACTORY, SPLIT

Naval boiler furnace lining. Quality heat-resistant Fire Clay, which has been burned or fired to produce the desired strength. 500 PSI minimum rupture modulus.



HIGH ALUMINA, Grade A.

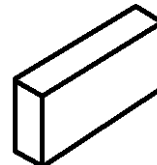
	Lg/In.	W/In.	Thk/In.
00-229-4175	9.000	4.500	1.250

CLAY, FIRE Grade B.

	Lg/In.	W/In.	Thk/In.
00-229-4161	9.000	4.500	1.250
00-229-4164	9.000	4.500	2.000

BRICK, REFRACTORY, STRAIGHT

Naval boiler furnace lining. Quality heat resistant fire clay or processed Alumina Silicate minerals which have been burned or fired to produce the desired strength. 500 PSI minimum rupture modulus. Listed in inches.



HIGH ALUMINA, Grade A.

CLASS 9350

	Lg/In.	W/In.	Thk/In.
00-240-6806	9.000	4.500	2.500

CASTABLE MIX, REFRACTORY

High Temperature Setting type. Wet application. 24 pounds per cubic foot weight. For use where temperature does not exceed 2300 degrees Fahrenheit.

00-789-1749 50 Lb. drum

Thermal Insulating Air Setting type. A mixture of heat-resistant materials and bond material. For use as backup insulation for refractory furnace linings of boilers. 2500 degrees Fahrenheit maximum service temperature.

00-558-0457 50 Lb. bag

CLAY, REFRACTORY

Clay, fire material. A mixture designed to set up under heat. Dry application. For use where temperatures do not exceed 2200 degrees Fahrenheit. Special Feature: 1 ton minimum purchase.

01-287-9984 100 Lb. bag

MORTAR, REFRACTORY

High Temperature Air Setting type. Composed of finely ground heat-resistant clays, minerals, or a mixture of clays and minerals. For use in laying and bonding refractory brick in ship boiler furnaces. 3000 degrees Fahrenheit maximum service temperature. Dry application.

00-153-6811 100 Lb. bag

00-153-6815* 200 Lb. drum

* Wet application

CLASS 9390 MISCELLANEOUS FABRICATED NONMETALLIC MATERIALS

NOTE: As non-plastic items currently in use are identified, information will be provided through shopping advisory messages and the Afloat Shopping Guide. To help you shop more "wisely", items recommended for shipboard use will be annotated with "NP" by the National Item Identification Number.

BELLOWS, PROTECTION

SYNTHETIC RUBBER. Extended length 24 inches, contracted length 6 inches. Small end outside diameter 3.00 inches. Large end outside diameter 4.875 inches. Target designation transmitter MK 24 MOD O. Manufacturing and Test Spec NAVSHIP (10001) Number 1985554.

00-684-0868

POLYURETHANE FILM AND ALUMINUM ALLOY. Extended length 5.125 inches, small end outside diameter 2.54 inches, large end inside diameter 2.62 inches Manufacturing and Test Spec 21427 Number PF2920.

00-610-2860

RUBBER. Durometer hardness rating 50. Small end outside diameter 1.310 inches, large end outside diameter 1.940 inches Manufacturing and Test Spec 82577 Number 3110721.

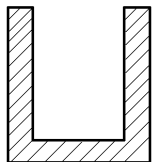
00-461-4506

NONMETALLIC CHANNEL

OPEN CHANNEL TYPE

Structural shapes fabricated from Rubber, synthetic rubber or rubber and cork combinations.

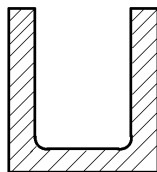
Synthetic Rubber. Flat flange tips. Durometer reading: 55-65. Left and right flange thickness .125 inches. Oil, low temperature, ozone and weather resistant. Tensile strength: 1500 PSI.



	O/A H/In.	O/A W/In.	Base Fl/Thk/In.	O/A Lg/In.
01-018-6253	.250	.875	.125	96
00-551-0276	.250	1.250	.125	72
00-599-9521	.375	1.250	.250	72
01-024-8601	.375	.875	.125	72
01-018-8771	.375	.875	.125	96
01-017-1501	.375	1.250	.125	96
01-018-2889	—	.500	—	96
00-431-3725	.250	.875	.125	A/A
01-028-9630	.375	1.500	.250	A/A

Non Spec Items

Synthetic Rubber. Left and right hand flange thickness .075 inches. Inside fillet radius: .031 inches. Base thickness .065 inches. Overall height .150 inches. Overall width .632 inches. Durometer reading of 65.

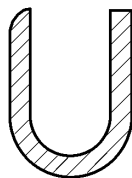


	Lg/In.
00-089-0578	1.810
00-089-0602	2.130

Plastic, fluorocarbon. Left and right hand Flange thickness .075 inches. Base thickness .065 inches. Inner and outer radius .031 inches. Overall height .145 inches and overall width .702 inches.

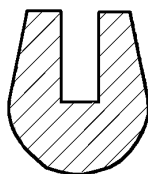
	Lg/In.
00-009-3820	6.9

Synthetic rubber. 406 inch overall height, .062 inch left and right flange thickness. Durometer rating 65-75. High temperature resistant.



	Lg/In.
00-989-2245	96

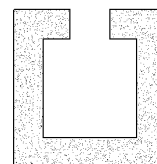
Flat flange tips .344 inches overall height, .039 inch left and right flange thickness, .250 inch groove depth, .016 inch groove width, .109 inch outside radius. Low temperature, ozone, and weather resistant.



	Lg/In.
00-684-0666	96 to 120

SEMI-CLOSED CHANNEL TYPE

Rubber, Cork. .125 inch, left and right hand flange thickness. .312 inch left and right hand top flange width. Durometer reading 40 - 55. Oil resistant.



	O/A H/In.	O/A W/In.	Base Thk/In.	Lg/In.
00-263-0046	.281	1.000	.125	A/A
00-202-1317	.344	1.500	.188	A/A

NONMETALLIC ROD

Nylon resin, (ZYTEL 101).

	Dia/In.	Lg/In.
01-082-6707	.156	1
01-097-3768	.250	48

PHENOLIC RESIN. Crack, shock, and water resistant. Laminated thermal setting material with fabric base. Natural color. Suitable for machining and having electrical insulation properties.

	Dia/In.	Lg/In.
00-221-2989	.375	36

PLASTIC, POLYAMIDE (NYLON 6/6). Fabricated by extrusion. 118 Rockwell R minimum rating. Opaque, natural color. Abrasion, high temperature and warp or twist resistant.

	Dia/In.	Lg/In.
01-123-2994	.093	A/A
00-720-4465	.125	36
01-104-0698	.141	48
00-276-9456	.188	48
00-185-8477	.187	60
00-276-9455*	.375	48
00-618-5517	.500	48
00-618-4570	1.000	48
01-020-9963	2.500	48
* Red		

PLASTIC, POLYAMIDE. Solid form, Non Spec Item.

	Dia/In.	Lg/In.
00-618-5516	.062	48
01-077-1149*	.100	.125

CLASS 9390

Dia/In. Lg/In.
 01-049-9332 .313 72
 * Any acceptable protection

PLASTIC NYLON RESIN

Dia/In. Lg/In.
 01-154-5442 .094 48
 01-270-0503 .219 48
 01-113-8890 .281 48

TEFLON/POLYTETRAFLUOROETHYLENE

Suitable for mechanical seals, chemical gaskets and high frequency electrical insulation at temperatures up to 260 degrees Celsius. 36 inches long.

Dia/In.
 00-585-2217 1.00
 00-585-2219 3.00

PLASTIC, POLYTETRAFLUOROETHYLENE, MOLDED AND EXTRUDED. Intended for ultra frequency applications. Has excellent electrical properties over a wide range of frequency, temperature (minus 40 to 250 degrees Celsius), and humidities, and has a low loss factor.

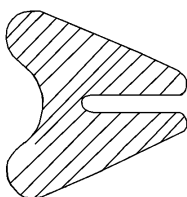
Dia/In. Lg/In.
 00-781-7851 .188 60
 00-003-8198 2.000 48
 00-585-2218 2.625 2.700

NONMETALLIC SPECIAL SHAPED SECTION

STRUCTURAL SHAPES fabricated from rubber, silicone or synthetic, and plastic or fiber and rubber combinations.

BUMPER STRIP

0.362 inch overall height, 0.566 inch overall width, with 0.031 inch slot width. 0.312 inches deep. Durometer rating 45-55. Oil, ozone and weather resistant.



Lg/In.
 00-542-4522 96

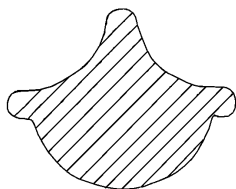
0.578 inches overall height, 0.812 inches overall width. Durometer rating 65-75.

Lg/In.
 00-142-6407 83.600

Silicone .580 inch overall height, 1.160 inches overall width. Any length. Durometer rating 75-85.

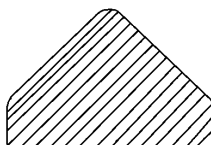
00-849-6239 BAC 1521-805

.320 inch overall height, .400 inch overall width, .031 inch left and right side flange top radius. Durometer rating 75-85.



Lg/In.
 00-142-6408 83.6

Cellular rubber, solid. Fire and oil resistant. Base flange thickness of .190 inch. Overall height, .810 inch by overall width, 1.250 inch.



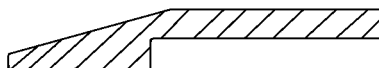
01-172-9927 A/A Lg

Solid Rubber. Durometer reading 55-65. Tensile strength of 650 PSI. Base flange thickness .030 inch overall height, .120 inch by overall width .500 inches.



00-759-9758 A/A Lg

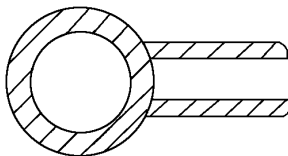
0.256 inch overall height, 1.960 inch overall width, 0.156 inch first top flange thickness. Tensile strength 1000 PSI. Durometer rating 45-55. Fuel and oil resistant.



00-451-8358 A/A Lg

HOLLOW CORE

Double flange, 0.500 inch overall width, 0.047 inch slot width between flanges, 0.312 inch groove depth, 0.031 inch flange thickness. Durometer rating 45-55. Low temperature resistant.



Lg/In.
 00-530-3542 96-120

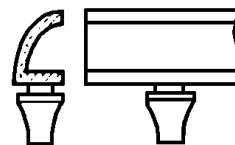
Synthetic Rubber. .600 inch overall width. Slot

width, .050 inch. Slot depth .400 inch. Flange thickness .032 inches.

01-154-5443 A/A Lg

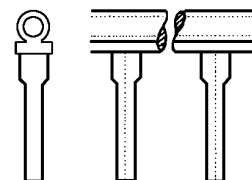
MOLDING

.860 inch overall height, .406 inch overall width, .188 inch button diameter, 1.469 inch button center to center distance. Durometer rating 45-55.



Lg/In.
 00-290-7028 60

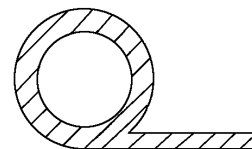
1.330 inch overall height, 1st diameter button .093 inches, 2nd diameter .201 inch. Button center to center 1.469 inch. Button lower H, .750 inch, upper Height, .250 inch. Inside and outside radius .120 inch and .150 inch Durometer rating 50. Tensile strength 1000 PSI. Gray Silicone Rubber, temperature rating minus 100 to 400 degrees Fahrenheit.



Lg/In.
 00-909-6260 60

ROUND HOLLOW CORE

0.750 inch overall width, 0.060 inch base flange thickness. Durometer rating 40-50. Tensile strength 1000 PSI. Features resistance to oil, water, tearing, low temperature, high temperature, oxidation, sunlight and weather resistant.



00-547-2128 A/A Lg

0.820 inch overall width, 0.060 inch base flange thickness, Durometer rating 45-55. Tensile strength 1200 PSI. Phosphate, ester, oil, tear, and water resistant.

00-554-3898 A/A Lg

0.718 inch overall width, 0.047 inch base flange thickness, Durometer rating 35-45. Tensile strength 1200 PSI. Minus 65 to 200 degrees Fahrenheit temperature rating. Oil resistant.

Lg/In.
00-618-0263 120

0.906 inch overall width, 0.047 inch base flange thickness. Durometer rating 35-45. Oil, ozone and weather resistant.

Lg/In.
00-988-8636 48
01-076-5091 A/A

1.120 inches overall wide, .100 inch base flange thickness. Durometer rating 45-55. Tensile strength 1000 PSI. Temperature rating minus 85 to 350 degrees Fahrenheit. Oil resistant. Rubber with plastic jacket.

Lg/In.
00-060-0614 120

Silicone Rubber. 0.843 inch overall width, 0.062 inch base flange thick, Durometer rating 45-55. Tensile strength 700 PSI. High temperature and low compression set.

01-107-7406 A/A Lg

Silicone Rubber. 0.620 inches overall width, 0.062 inch Base flange thickness, Durometer rating 45-55. Tensile strength 1000 PSI. Oil, water temperature, and tear resistant.

Lg/In.
00-328-6674 31

1.420 inches overall width, 0.060 inch base flange thickness. Netting reinforced.

00-551-3019 A/A Lg

Silicone rubber. Durometer reading 45-55. Overall width, 1.120 inches. Tensile strength 1000 PSI. Corrosion, oil, low temperature, dry heat and weather resistant.

Lg/In.
00-995-5727 144

.719 inch overall width, .156 inch inside radius, .062 inch base flange thickness, .218 inch outside diameter radius. Durometer rating 45-55. Oil, tear, temperature and weather resistant.

Lg/In.
00-995-6701 84

HOLLOW CORE, CUSHION SEAL

.410 inches overall height, .440 inches overall width, .120 inches ID radius, .110 inches base flange thickness, .440 inches base flange width. Durometer rating 55-65. Oil, tear and water resistant.



00-551-3128 A/A Lg

Silicone Rubber. .530 inch overall height, .625 inch base flange width. Slot .040 inches wide by .500 inches deep. Base flange thickness .060 inches. Inside radius .310 inches, outside radius .370 inches. Gray color. Durometer reading of 45-55. Tensile strength 1200 PSI.

00-791-7943 A/A Lg


Rubber. Durometer reading of 45-55. Tensile strength 900 PSI. Overall height, 1.200 inches, base flange width, .271 inches, inside diameter .900 inches, outside radius .510 inches. Fuel and oil resistant, Gray color.



Lg/In.
01-090-9166 156

HOLLOW SECTION, BASE FLANGE

Silicone rubber. Durometer reading of 45-55. Tensile strength 1200 PSI. Overall height, .400 inches, base flange thickness .040 inches, outside diameter radius .175 inches, overall width, .430 inches. Natural color.



00-792-2306 A/A Lg

TAPE, LUMINOUS

PLASTIC FLUORESCENT. 1.5 inches. alternating diagonal Black and Yellow stripes, single cut, pressure adhesive.

01-054-1809 2 in. x 648 in.

PLASTIC PHOSPHORESCENT. Opaque transparency, single cut pressure adhesive. Weather resistant.

00-282-7867 4 in. x 360 in.

TAPE, REFLECTIVE

A FLEXIBLE COLORED, REFLECTIVE TAPE, coated on one side with a pressure sensitive adhesive backing protected by a removable liner. Intended for use in reflectorizing surfaces such as signs and markers to assure their visibility at night under normal and/or blackout conditions, when exposed to a source of light and whether dry or wet by rain. 50 yards long.

W/In. Color
01-334-4357 1 Gray

	W/In.	Color
00-949-7550	1	Green
00-656-1494	1	Orange
00-949-7552	1	Red
00-949-8044	1	White
00-753-3208	1	Yellow
01-078-8661*	2	Gray
00-656-1186	2	Orange
01-292-6737	2	Silver
00-481-3424*	2	Silver
00-949-7588	2	Yellow
00-949-7598	3	Red
01-078-8660*	3	Silver
00-023-8223	4	Red
00-100-2517	4	Silver
00-949-8047	4	White
00-951-8826	6	Blue
00-951-8833	6	Red
00-951-8811	6	White
00-100-2153	6	White/Silver

* Non Spec Item, pressure sensitive or solvent or water activated.

WICK

Asbestos, Cotton, stocking net (Nylon), felt, Leather or Wool felted fabricated oil wicks. Without wire inserts.

FLAT

	Lg/In.	W/In.	Thk/In.
00-530-3178	.175	.250	.063
00-677-9564	.312	.203	.063
00-568-1056	.469	.281	.063
00-530-3179	.500	.250	.063
00-174-0968	.625	.281	.031
00-652-1579	.9375	.750	.0625
00-652-1559	1.000	.187	.125
00-652-1583	1.064	1.531	.064
00-202-4070	1.250	.125	.125
00-525-2073	1.250	.937	.093

ROUND

	Lg/In.	Dia/In.
00-677-6213	.156	.062
00-126-4178*	.375	.125
00-227-1492	.375	.938
00-678-0717	.402	.125
00-530-3159	.625	.156
00-174-0971	.687	.093
00-202-4085	.813	.188
00-551-3827	.875	.188
00-174-0970	1.000	.125

* With wire insert.

TUBULAR

	OD/In.	ID/In.	Thk/In.
00-663-7004	.312	.250	—

GROUP 95

METAL BARS, SHEETS, AND SHAPES

CLASS 9505

WIRE, NONELECTRICAL

NOTE: As non-plastic alternatives to plastic items currently in use are identified, information will be provided through shopping advisory messages and the Afloat Shopping Guide. To help you shop more "wisely", items recommended for shipboard use will be annotated with "NP" by the National Item Identification Number.

WIRE, NONELECTRICAL

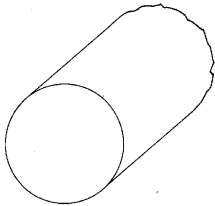
AIRCRAFT APPLICATIONS

CHROME-MOLYBDENUM

ALLOY 4130. Intended for use in the manufacture of aircraft parts and components. Suitable for welding. Cold finished. Not recommended for heavy sections.

ANNEALED

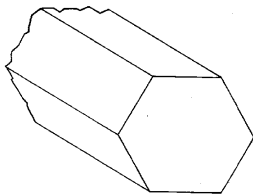
Round



	OD/In.	Lg/Ft
00-288-1182	.219	10-12

NORMALIZED

Hexagon



	OD/In.	Lg/Ft
00-204-0477	.250	10-12
00-232-6111	.312	10-12

Round

	OD/In.	Lg/Ft
00-404-4794	.156	10-12

ALLOY 4140. Intended for use in the manufacture of various aircraft parts. Suitable for fittings and forgings. Cold finished.

ANNEALED

Round

	OD/In.	Lg/Ft
00-288-5497	.250	10-12

CHROME-VANDADIUM

ALLOY 6150. Suitable for use in the manufacture of springs and other aircraft parts. Cold finished. Diameter listed under the "width" column and given in inches, Length shown in feet.

ANNEALED

Round

	OD/In.	Lg/Ft
00-585-6836	.250	10-12

CHROME-VANDADIUM ALLOY STEEL WIRE.

Intended for the manufacture of valve springs and other highly stressed parts subject to fatigue. Annealed and lightly drawn, heat treated after cold working.

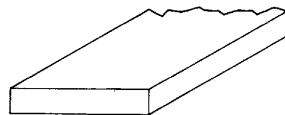
Round

	Dia//In.	Lg/Ft
00-221-2623	.092	224
00-221-2624	.121	258

BOOKBINDING

Steel Wire. Intended for use in manually or automatically operated bookbinding or paper stitching machines.

Flat (Zinc Coated)



	Thk/In.	W/In.	Lg/Ft.
00-183-7959	.0204	.035	2390

Round (Lacquer Coated)

	Dia/In.	Lg/Ft.
00-288-1284*	.048	831

* Zinc Coated

CARBON STEEL TIN COATED WIRE. Intended of armature banding.

	Dia/In.	Lg/Ft
00-191-1632	.032	3661
00-191-1639	.081	1450

STEEL WIRE. Intended for use in manually or automatically operated bookbinding or paper stitching machines.

ROUND, TYPE II, LACQUER COATED.

	Dia/In.	Nom Lg/Ft
00-198-9083	.020	4515

LOW/MEDIUM CARBON STEEL WIRE. General purpose. Intended for use where specific compositions and properties are desired.

SOFT TEMPER, MEDIUM ZINC COATED.

	Dia/In.	Nom Lg/Ft
00-087-3956	.020	3661
00-244-7534	.041	1113

ANNEALED, UNCOATED.

	Dia/In.	Nom Lg/Ft
00-294-7895	.016	7145
00-244-7537	.023	3543
00-294-7893	.029	2292
00-244-7536	.032	1866
00-596-1658	.035	310
00-186-9170	.041	2227
00-294-7894	.054	643
00-244-7560	.072	7532
00-244-7557	.080	5858
00-186-9167	.092	448
00-244-7555	.106	3369
00-596-1633	.120	130
00-596-1634	.135	103
00-554-1286	.162	161

SOFT TEMPER, LIGHT ZINC COATED.

CLASS 9505

	Dia./In.	Nom Lg/Ft
00-248-9846	.020	937
00-684-4841	.031	385
00-554-3557	.051	144

MEDIUM TEMPER, LIGHT ZINC COATED.

	Dia./In.	Nom Lg/Ft
00-248-9855	.041	1115
00-294-7374	.072	362
00-596-9636	.081	2872
00-248-1645	.106	3369
00-596-9649	.148	1705
00-596-9648	.162	1429
00-596-9838	.177	599
00-596-9646	.207	875

SOFT TEMPER, MEDIUM ZINC COATED.

	Dia./In.	Nom Lg/Ft
00-248-9847	.028	478
00-684-4843	.041	223
00-248-9845	.072	362
00-248-9842	.092	224
00-529-7328	.072	119

MEDIUM TEMPER, MEDIUM ZINC COATED.

	Dia./In.	Nom Lg/Ft
00-248-9857	.029	2292

ANNEALED, UNCOATED.

	Dia./In.	Nom Lg/Ft
00-222-3827	.063	480

SOFT TEMPER, LIGHT ZINC COATED.

	Dia./In.	Nom Lg/Ft
00-222-3828	.063	480
00-198-9119	.080	703
00-178-9713	.092	1478
00-222-3829	.135	247

HIGH CARBON STEEL WIRE, UNCOATED. Intended for the manufacture of mechanical springs for general purpose use where repetitive stresses are not a factor.

OIL TEMPERED. Spec Type 1, for springs which require no subsequent hardening.

ROUND

	Dia./In.	Nom Lg/Ft
00-221-2621	.125	240

SPHEROIDIZED ANNEALED. Spec Type 3, condition B, soft spheroidized annealed and lightly drawn wire for springs which are to be hardened after cold forming.

ROUND

	Dia./In.	Nom Lg/Ft
00-186-9145	.032	373

	Dia./In.	Nom Lg/Ft
00-186-9138	.120	651
00-189-7274	.313	16-18

COLD DRAWN, HIGH CARBON STEEL WIRE.

Intended for use in the manufacture of springs. It has higher torsion, bend and tensile strength properties than other types of carbon steel wire. Bright finish.

	Dia./In.	Nom Lg/Ft
00-191-1654	.005	3749
00-186-9175	.006	10415
00-199-7822	.008	5858
00-199-7823	.010	3749
00-199-7825	.012	2604
00-199-7827	.014	1913
00-199-7829	.018	1157
00-199-7830	.020	937
00-191-1683	.022	775
00-191-1686	.024	651
00-191-1688	.026	563
00-722-1591	.028	1945
00-198-9091	.030	417
00-221-2598	.032	1830
00-199-7834	.034	321
00-221-2595	.036	1445
00-199-7835	.038	258
00-221-2649	.040	1172
00-199-7836	.042	213
00-222-3830	.045	188
00-199-7837	.048	161
00-199-7831	.051	715
00-191-1698	.055	620
00-222-3831	.063	96
00-722-1584	.063	472
00-186-9115	.072	723
00-191-1704	.080	586
00-221-2601	.090	460
00-198-9092	.095	42
00-221-2602	.121	260
00-221-2606	.125	240
00-186-9135	.156	760
00-191-1712	.162	350

COPPER COATED STEEL WIRE. Intended as stapling wire in the fabrication of fiberboard boxes.

	Dia./In.	Lg/Ft
00-277-6006	.020	740

SPHEROIDIZED ANNEALED. Spec Type 2, condition B. Soft spheroidized annealed and lightly drawn wire for springs which are to be hardened after cold forming.

	Dia./In.
00-189-0720	.125
00-189-0722	.188
00-189-0724	.250
00-189-7196	.313

TIN COATED STEEL WIRE. Intended for armature banding. Grade NM.

	Dia./In.	Nom Lg/Ft
00-244-7543	.032	9050
00-244-7544	.040	5773
00-244-7541	.057	2875
00-277-4699	.072	1800

CORROSION RESISTING STEEL WIRE. General purpose. Intended for use where welding and elevated temperatures are not involved. Bright finish.

CONDITION A, ANNEALED COMPOSITION 302.

	Dia./In.	Nom Lg/Ft
00-684-6159	.016	1465
00-293-4208	.032	361
00-596-1968	.036	285
00-684-0982	.041	22
00-293-4209	.054	127
00-684-0973	.128	114

COMPOSITION 304

	Dia./In.	Nom Lg/Ft
00-554-0100	.023	699
00-985-1553	.032	1830
00-475-8377	.062	A/A

COMPOSITION 316

	Dia./In.	Nom Lg/Ft
00-186-9128	.020	9100
00-555-8177	.024	642
00-186-9129	.026	5480
00-554-9159	.030	4110
00-640-4290	.032	16
00-221-2661	.040	1145
00-186-9131	.041	2210
00-242-7527	.047	168
00-00-186-9132	.051	1430

* Also Composition 302 or 304

COMPOSITION 430

ROUND

	Dia./In.	Nom Lg/Ft
00-684-0983	.032	366
00-596-1653	.041	227
00-596-1966	.045	1200

CONDITION B, SPRING TEMPER. Obtained by cold working. Intended primarily for the fabrication of springs and cowl pins.

COMPOSITION 302

	Dia./In.	Nom Lg/Ft
00-596-1660	.020	9100
00-596-1659	.024	642
00-596-1669	.026	5480
00-596-1662	.030	4110
00-596-1663	.032	16
00-821-6916	.040	1145
00-596-1664	.041	2210
00-596-1671	.047	168
00-585-2047	.051	1430

COMPOSITION 316

	Dia./In.	Nom Lg/Ft
00-221-2672	.012	12850
00-221-2673	.016	7225
00-221-2677	.032	1805

CLASS 9505

	Dia/In.	Nom Lg/Ft
00-221-2678	.035	1425
00-221-2680	.038	1290
00-221-2639	.054	A/A
00-186-9152	.071	735
00-186-9153	.080	582
00-186-9155	.090	466
00-186-9156	.100	381
00-529-5757	.148	168
00-186-9159	.162	348
00-596-1622	.220	38

CONDITION C, HEAT TREATED. 135,000 to 160,000 PSI tensile strength.

COMPOSITION 410

	Dia/In.	Nom Lg/Ft
00-277-6007	.135	205

CORROSION RESISTING STEEL WIRE, ANNEALED, free machining. Intended for use in parts made in automatic screw machines or where seizing or galling is to be considered. Condition A.

	Dia/In.	Nom Lg/Ft
00-293-5006	.250	10-20

COLD DRAWN STEEL WIRE. Solution heat treated and bright pickled finish.

	Dia/In.	Nom Lg/Ft
00-989-1548	.009	9132
00-931-7272	.025	5790

COLD FINISH CARBON STEEL WIRE. Composition 1018. Intended for general fabrication purpose.

ROUND

	Dia/In.	Nom Lg/Ft
00-228-6209	.250	10-12

NICKEL-CHROMIUM BASE STEEL (Inconel). Annealed.

	Dia/In.	Nom Lg/Ft
00-063-1444	.040	218

CHROMIUM-HIGH CARBON ALLOY E52100. Intended for use in ball or roller bearing applicatons. Spherodized, cold drawn or cold rolled surface finish.

	Dia/In.	Lg/Ft
00-231-2021	.250	10-12

CHROME-MOLYBDENUM, ALLOY 4130. Intended for use in the manufacture of aircraft parts and components. Suitable for welding. Not recommended for very heavy sections.

ANNEALED, COLD FINISH

HEXAGON

	Dia/In.	Lg/Ft
00-517-4274	.250	8-16
00-517-4273	.312	10-12
00-528-4999	.125	10-12
00-528-5017	.188	10-12
00-528-5018	.250	8-16

SQUARE

	Dia/In.	Lg/Ft
00-529-7322	.125	10-12
00-528-4584	.250	10-12
00-528-4586	.312	8-16

NORMALIZED, COLD FINISH

HEXAGON

	W/Acr/Ft/In.	Lg/Ft
00-232-6111	.312	8-16

ROUND

	Dia/In.	Lg/Ft
00-232-2224	.125	10-12
00-232-2229	.312	10-12

SQUARE

	Dia/In.	Lg/Ft
00-232-2258	.250	10-12

HARDENED AND TEMPERED, COLD FINISHED

ROUND

	Dia/In.	Lg/Ft
00-845-6527	.250	10-12
00-729-4811	.312	10-12

CHROME-MOLYBDENUM ALLOY 4140. Intended for use in the manufacture of various aircraft parts. Suitable for fittings and forgings.

	Dia/In.	Lg/Ft
00-231-2021	.250	10-12

ANNEALED, COLD FINISHED

HEXAGON

	Dia/In.	Lg/Ft
00-596-3642	.125	8-12
00-555-5183	.156	12
00-555-5182	.188	12
00-720-1152	.250	12

SQUARE

	Dia/In.	Lg/Ft
00-555-5169	.125	12
00-555-5170	.187	12
00-580-5669	.250	12

NORMALIZED, COLD FINISHED

ROUND

	Dia/In.	Lg/Ft
00-204-0058	.313	10-12

CHROME-NICKEL-MOLYBDENUM ALLOY

4340. Intended for use in the manufacture of highly stressed aircraft parts requiring high hardenability.

NORMALIZED, COLD DRAWN

ROUND

	Dia/In.	Lg/Ft
00-228-9150	.250	10-12
00-203-5606	.313	10-12

CHROME-NICKEL MOLYBDENUM, ALLOY 8630. Intended for use in the manufacture of aircraft parts and components. Suitable for welding. Not recommended for very heavy sections.

ANNEALED, COLD DRAWN

HEXAGON

	W/acr ft/In.	Lg/Ft
00-287-9845	.250	10-12
00-585-6987	.312	10-12

ROUND

	Dia/In..	Lg/Ft
00-287-9840	.188	10-12
00-257-3615	.312	8-12

HARDENED AND TEMPERED, COLD DRAWN

HEXAGON

	W/acr ft/In.	Lg/Ft
00-541-9184	.250	12

CHROME-MOLYBDENUM ALLOY 4140

ANNEALED, COLD FINISHED

	Dia/In.	Lg/Ft
00-596-3553	.250	5-24

STANDARD QUALITY, FREE MACHINING STEEL. Intended for use in automatic machine tool operations. Composition 1212 and 1117-Resulfurized carbon steel.

COMPOSITION 1112 or 1212

	Dia/In.	Lg/Ft
00-596-3743	.188	12
00-596-2169	.312	10-24

SQUARE

	Dia/In.	Lg/Ft
00-596-2198	.312	10-24

COLD BENDING

Low Carbon Machinery Steel. Material offers fair case-carbonizing properties. Good machinability and properties for simple cold bending or forming. Not intended for use as screw stock.

COMPOSITION 1018

CLASS 9505

Round

	OD/In.	Lg/Ft	OD/In.	Lg/Ft
00-596-2015	.125	10-14	00-244-7531	0.0475 847.500
			00-191-3680	.063 95.980

COMPOSITION 1020

Zinc Coated, Soft temper.

Round

	OD/In.	Lg/Ft	OD/In.	Lg/Ft
00-596-1403	.250	10-24	00-248-9850	.048 166.200
00-596-1404	.312	10-24		

CONSTRUCTIONAL

Special quality Low Carbon Steel wire. Composition 1018. Cold finished. Intended for general fabrication purposes.

Round

	OD/In.	Lg/Ft
00-228-6209	.250	10-12

GENERAL PURPOSE LOW TEMPERATURE Corrosion Resisting Steel wire, general purpose. Intended for use where welding and elevated temperatures are not involved. Bright finish. Round shape style.

CONDITION A, annealed. 75,000 to 80,000 PSI tensile strength.

Composition 302

	OD/In.	Lg/Ft
00-596-5101	.020	4625
00-293-4208	.032	361
00-076-8640	.041	—

Composition 304

	OD/In.	Lg/Ft
00-804-3814	.042	210
00-555-8648	.047	830

Composition 316

	OD/In.	Lg/Ft
00-221-2650*	.020	935
00-554-1420	.063	96.2

* Also Composition 302.

CONDITION B, spring temper. Obtained by cold working. Intended primarily for the fabrication of springs and cowl pins. 155,000 to 260,000 PSI tensile strength.

Composition 302

	OD/In.	Lg/Ft
00-004-3522	.172	A/A

GENERAL PURPOSE SPECIFIC COMP

Low and Medium Carbon, Steel wire. General purpose. Intended for use where specific compositions and properties are desired. Round shape style.

SAE 1010

ANNEALED, uncoated.

OD/In.	Lg/Ft
00-244-7531	0.0475 847.500
00-191-3680	.063 95.980

Zinc Coated, Soft temper.

OD/In.	Lg/Ft
00-248-9850	.048 166.200

HEXAGON

Acr Ft/In.	Lg/Ft
00-580-0971	.250 10-20

ROUND

Dia/In.	Lg/Ft
00-229-0884	.312 10-20

COMPOSITION C1018

SQUARE

Acr Ft/In.	Lg/Ft
00-198-8021	.125 12-20

COMPOSITION 1018

HEXAGON

Acr Ft/In.	Lg/Ft
00-541-9653	.250 10-14
00-541-9654	.312 10-14

ROUND

Dia/In.	Lg/Ft
00-596-2316	.156 10-14
00-596-2041	.218 10-14
00-596-2315	.312 10-14

SQUARE

Acr Ft/In.	Lg/Ft
00-752-9503	.187 10-12

COMPOSITION 1020

HEXAGON

Acr Ft/In.	Lg/Ft
00-596-3865	.187 8-12

SQUARE

Acr Ft/In.	Lg/Ft
00-027-2485	.250 8-12
00-265-1686	.312 8-12

COMPOSITION 1045

ROUND

Dia/In.	Lg/Ft
00-229-4816	.250 10-12

SQUARE

Dia/In.	Lg/Ft
00-229-4845	.125 10-12
00-229-4847	.187 10-12
00-229-4848	.250 10-12
00-229-4849	.312 10-12

CARBON STEEL FORGINGS. Suitable for use in the manufacture of engine parts and ordnance heat-treated items. 60,000 PSI minimum tensile strength. Class B.

ROUND

Dia/In.	Lg/Ft
00-230-1587	.250 10-20

CARBON STEEL, STRUCTURAL QUALITY. Suitable for use in shipbuilding and other structural work when the steel is intended for fabrication by riveting, bolting or welding.

SQUARE

Acr Ft/In.	Lg/Ft
00-188-1713	.250 16-22
00-188-1714	.312 16-22

SPECIAL QUALITY LOW CARBON STEEL. Suitable for general fabrication purposes. As rolled condition.

COMPOSITION 1018

ROUND

Acr Ft/In.	Lg/Ft
00-228-6247	.250 18-20

CHROME-NICKEL BASE STAINLESS STEEL. Suitable for parts and assemblies such as compressor wheels and blades. Aeronautical material.

HEXAGON

Acr Ft/In.	Lg/Ft
00-541-8464	.250 10-12

CHROME-NICKEL BASE STAINLESS STEEL. Suitable for parts requiring corrosion resistance and high strength. Material limited to service temperatures up to 600 degrees Fahrenheit. Solution heat treated, ground, turned, or polished surface finish.

ROUND

Dia/In.	Lg/Ft
00-684-6443	.188 12

ROUND

Dia/In.	Lg/Ft
00-596-3573	.250 16-22
00-596-3569	.312 16-22
00-596-3568	.312 16-22
00-596-3576	.312 16-22

CHROME-NICKEL BASE STAINLESS STEEL. CLASS 302. Annealed and cold worked for high

tensile strength. Intended for use where severe corrosion is not a problem and no welding other than spot welding is employed except when followed by annealing.

ROUND

	Dia/In.	Lg/Ft
00-618-8926	.250	1.057

CLASS 321 — Annealed. Material offers satisfactory resistance to intergranular corrosion for parts that require welding. Material is modified Class 302 with titanium added to overcome carbide precipitation.

ROUND

	Dia/In.	Lg/Ft
00-580-5487	.125	10-12
00-554-3554	.188	10-12
00-554-3553	.250	10-12

CLASS 410 — Annealed. Material is a heat resistance grade which can be heat treated to provide a wide range of mechanical properties. Material will show pitting when exposed to sea water and will rust in salt air.

HEXAGON

	Acr/Fit/ In.	Lg/Ft
00-555-9538	.312	12

ROUND

	Dia/In.	Lg/Ft
00-541-8809	.188	10-12
00-555-9512	.250	10-12

ROUND

	Dia/In.	Lg/Ft
00-541-8481	.250	12
00-541-8482	.312	12

FREE MACHINING CHROME-NICKEL-MANGANESE STAINLESS STEEL. Intended for use in automatic screw machines where seizing or galling is to be considered.

Annealed and cold finished. Austenitic chrome-nickel to which elements have been added to improve machining and non-seizing characteristics. Nonmagnetic when annealed, but slightly magnetic when cold worked.

ROUND

	Dia/In.	Lg/Ft
00-189-0649	.250	8-16
00-189-0651	.312	8-16

ROUND

	Dia/In.	Lg/Ft
00-293-5005	.250	10-12

SQUARE

	Dia/In.	Lg/Ft
00-596-2348	.250	10-12

Annealed or tempered and cold drawn. Martensitic chromium steels to which elements have been added to improve machining and non-seizing characteristics. Magnetic in all conditions.

ROUND

	Dia/In.	Lg/Ft
00-222-5008	.188	8-16
00-805-4188	.250	10-12
00-805-4187	.312	10-14

ALLOY TOOL STEEL. Used in the manufacture of small tools, dies and implements. Hot rolled or forged, annealed.

CLASS H21 — Deep hardening, hot worked tool steels having very good wear resistance. Material has fair machinability, good toughness, good nondeforming properties and high resistance to softening effects of elevated temperatures.

ROUND

	Dia/In.	Lg/Ft
00-596-8965	.250	6-14

CLASS S5 — Silicon-Manganese-molybdenum shock resisting tool steels. Material is intended for use in battering tools such as pneumatic chisels, concrete breakers, etc.

ROUND

	Dia/In.	Lg/Ft
00-596-8954	.250	6-14

SQUARE

	Dia/In.	Lg/Ft
00-596-9108	.250	6-14

WATER-HARDENING CARBON-VANADIUM TOOL STEEL. Used in the manufacture of dies, small tools and implements. Hot rolled or forged, spheroidized annealed.

GRADE C

For applications where some latitude with respect to uniformity is permissible.

CLASS W1-09-0.90 CARBON

Used in tools where a hard surface with a considerable toughness is required. Ball peen hammers, chisels, etc.

CLASS W1-10-1.00 CARBON

Used in tools requiring hardness and toughness. Hacksaw blades, etc.

CLASS W1-12-1.20 CARBON

Used for tools in which hardness on a keen cutting edge is necessary. Files, reamers, taps, drills, etc.

CLASS W2-09-0.90 CARBON with VANADIUM or W2-10-1.00 CARBON with VANADIUM

For use in tools where closer grain, better toughness, wider hardening range, and greater fatigue resistance than in plain carbon steels are required. Lathe centers, embossing dies, chisels, arbors, etc.

GRADE C, CLASS W1-09-0.90 CARBON

ROUND

	Dia/In.	Lg/Ft
00-189-7335	.312	6-12

SQUARE

	Dia/In.	Lg/Ft
00-189-7305	.250	6-14

GRADE C, CLASS W1-10-1.00 CARBON. Drill rod, ground surface finish.

ROUND

	Dia/In.	Lg/Ft
00-203-2057	.097	3
00-517-0093	.120	6-14
00-228-6396	.156	3
00-528-9775	.186	6-14
00-228-6413	.281	3
00-228-6415	.344	3

GRADE C, CLASS W1-12-1.20 CARBON.

	Dia/In.	Lg/Ft
00-224-2974	.188	6-12

GRADE C, CLASS W2-09-0.90 CARBON. Drill rod, ground finish.

	Dia/In.	Lg/Ft
00-331-0434	.188	3
00-331-0437	.197	3

GRADE C, CLASS W1-10-1.00 CARBON. Drill rod, ground surface finish for 3 foot lengths, cold drawn finish for 6 to 14 foot lengths.

ROUND

	Dia/In.	Lg/Ft
00-596-9063	.078	3
00-596-9068	.250	6-14
00-243-7626	.328	3

SQUARE

	Dia/In.	Lg/Ft
00-596-6289	.312	6-14

GRADE C, CLASS W1-12-1.20 CARBON. Drill rod, precision ground and polished surface finish.

ROUND

	Dia/In.	Lg/Ft
00-244-3270	.125	3

GRADE C, CLASS W2-09-0.90 CARBON WITH VANADIUM. Drill rod, precision ground and polished surface finish.

	Dia/In.	Lg/Ft
00-528-4397	.062	3

CLASS 9505

	Dia/In.	Lg/Ft
00-640-4412	.125	3
00-640-4413	.156	3

GRADE C, CLASS W2-09-0.90 or W2-10-1.00 CARBON WITH VANADIUM. Drill rod, precision ground and polished surface finish.

ROUND

	Dia/In.	Lg/Ft
00-640-4414	.250	6-14

GRADE C. Class W2-09-or W2-10-1.00 CARBON WITH VANDIUM.

SQUARE

	Dia/In.	Lg/Ft
00-541-9525	.125	3
00-541-9529	.188	3

LOCK WIRE

Nickel-Chromium base Steel (Inconel). Annealed. Round shape style.

	OD/In.	Lg/Ft
00-878-2958	.025	558
00-995-3177	.032	3410

MACHINE TOOL OPERATIONS

Free Machining Steel. Standard quality. Intended for use in automatic machine tool operations.

COMPOSITION 1117. Re-sulfurized only. Cold drawn and stress relieved finish.

Round

	OD/In.	Lg/Ft
00-229-0882	.188	10-12

MULTI PURPOSE STAINLESS STEEL

CHROME-NICKEL BASE

CLASS 304. Annealed, cold drawn, or cold rolled. Material is very malleable for both hot and cold working. Highly resistant to practically all forms of Corrosion and prolonged exposure to heat.

Round

	OD/In.	Lg/Ft
00-189-0574	.125	8-16
00-189-0575	.188	10-12
01-014-9062	.188	10-12
00-189-0576	.250	10-12
00-189-0577	.312	8-16

CLASS 317. Annealed. Bright finish. Superior Corrosion resistant. Cold worked; high tensile strength.

Flat

	Thk/In.	W/In.	Lg/Ft
00-035-7535	.025	.437	2.844

CLASS 420.

Round

	Thk/In.	W/In.	Lg/Ft
00-554-0987	.250	10-12	007

SCREW MACHINE APPLICATIONS

Corrosion Resisting Steel wire. Annealed; free machining. Intended for use in parts made in automatic screw machines or where seizing or galling is to be considered. Round shape style. Condition A, type 303 or 303SE.

	OD/In.	Lg/Ft
00-293-5006	.250	10-12

SPRING APPLICATIONS

HIGH TORSION SPRINGS

Cold Drawn, High Carbon Steel wire. Intended for use in the manufacture of springs. It has higher torsion, bend, and tensile strength properties than other types of Carbon Steel wire. Bright finish. Round shape style.

	OD/In.	Lg/Ft
00-191-1658	.007	1913
00-199-7824	.011	2936
00-199-7826	.013	2218
00-199-7828	.015	1666
00-186-9174	.016	1465
00-517-1560	.029	4470
00-186-9113	.059	35
00-199-7821	.100	381
00-242-1227	.107	320
00-186-9120	.130	224

	OD/In.	Lg/Ft
00-529-0395	.177	A/A
00-242-1228	.192	305.100

TOOLS AND DIES

	OD/In.	Lg/Ft
00-203-5724	.312	6-14

SPHEROIDIZED ANNEALED

Water Hardening, Carbon-Vanadium Tool Steel listed by classes. Used in the manufacture of dies, small tools, and implements. Hot rolled or forged; spheroidized annealed. The following classes are for grade "C" applications where some latitude with respect to uniformity is permissible.

CLASS W1-10-1.00 CARBON

Used in tools requiring hardness and toughness (Hacksaw blades, etc.).

Drill rod form, ground surface finish.

Round

	OD/In.	Lg/Ft
00-228-6390	.125	3

Drill rod form, ground surface finish for 3 foot lengths, cold drawn finish for 6-14 foot lengths.

Round

	OD/In.	Lg/Ft
00-244-3269	.062	3
00-244-3251	.312	3

CLASS W1-12-1.20 CARBON

Drill rod form, precision ground, and polished surface finish.

	OD/In.	Lg/Ft
00-244-3267	.188	3

CLASS M2 MOLYBDENUM-TUNGSTEN

High Speed Tool Steel. Molybdenum-Tungsten base. Annealed condition only. Hot rolled or forged finish. A general purpose high-speed Steel, having a wider hardening range than other Molybdenum type high-speed Steels. Round shape style. Suitable for use in boring tools, lathe tools, planer tools, reamers, taps, thread chasers, twist drills, etc.

	OD/In.	Lg/Ft
00-596-8971	.250	6-14

CLASS 9510

Square

	In.	Lg/Ft
00-203-5763	.375	10-12
00-203-5789	.500	10-12
00-203-5790	.625	10-12
00-203-5807	1	10-12
00-203-5975	1.250	10-12

CHROME-MOLYBDENUM, ALLOY 4140. For use in the manufacture of various aircraft parts. Suitable for fittings and forgings.

ANNEALED, COLD FINISHED CONDITION C4.

Flat

	Thk/In.	W/In.	Lg/Ft
00-554-4935	.125	.750	12
00-554-4930	.125	1	12
00-554-4931	.125	1.500	12
00-554-4936	.187	1	12
00-554-4937	.187	1.250	12
00-554-4939	.187	2	12
00-554-4912	.250	.500	12
00-554-4915	.250	1	12
00-554-4917	.250	1.500	12
00-203-5814	.250	2	10-12
00-554-4921	.250	3	12
00-204-0060	.500	1	10-12
00-555-4709	.500	2	12
00-555-4927	.500	4	12
00-555-0059	.625	2	10-12
00-203-5992	1	3	10-12
00-555-4913	1	4	12

Hexagon

	WAF/In.	Lg/Ft
00-204-0485	.437	10-12
00-204-0489	.500	10-12
00-203-5599	.750	10-12
00-204-1018	1	10-12
00-554-5259	1.250	12
00-554-5255	2	12

Round

	Dia/In.	Lg/Ft
00-288-5883	.437	10-12
00-203-5593	.500	10-12
00-204-0080	.687	10-12
00-199-9321	.750	12-20
00-288-5490	.875	10-12
00-199-9322	1	12-20
00-199-9323	1.250	12-20
00-555-5194	1.375	12
00-555-5197	1.625	12
00-199-9325	1.750	12-20
00-199-9326	2	12-20
00-199-9327	2.250	12-20
00-199-9328	2.500	12-20
00-199-9329	2.750	12-20
00-555-5172	3.250	12
00-199-9330	3.500	12-20
00-199-9331	4	12-20
00-555-5188	6	12

Square

	In.	Lg/Ft
00-596-2632	.375	10-12
00-554-5451	.500	12
00-554-5454	.750	12

	In.	Lg/Ft
00-554-5449	1	12
00-203-5775	1.250	10-12

ALLOY STEEL, FORGED OR ROLLED, SHIPBOARD QUALITY.

FORGED OR ROLLED ALLOY STEEL. Random lengths of 10-20 feet. ALLOY NO. 2.

120,000 PSI minimum tensile strength. Suitable for use in the manufacture of engine parts and ordnance items.

Hexagon

	WAF/In.
00-199-1065	.562
00-199-1068	.875
00-199-1069	1
00-199-1070	1.125
00-199-1071	1.250
00-199-1072	1.375
00-199-1073	1.500
00-199-1074	1.625
00-199-1076	2
00-199-1077	1.250
00-199-1078	2.500
00-199-1079	2.750
00-199-1080	3

Round

	Dia/In.
00-199-1098	.875
00-199-1099	2.750
00-199-1100	3.750

CLASS AN, COMPOSITION AISI 8600. Intended for propulsion shafting.

Round

	Dia/In.
00-266-9273	.500
00-266-9274	.625
00-266-9271	.750
00-266-9272	.875
00-266-9269	1
00-266-9270	1.125
00-266-9267	1.250
00-266-9268	1.375
00-266-9265	1.500
00-266-9261	2
00-266-9262	2.125
00-266-9259	2.250
00-266-9257	2.500
00-266-9258	2.750
00-266-9256	3
00-266-9251	3.500
00-266-9252	4

CLASS HG. 95,000 PSI minimum tensile strength. Satisfactory for use in the manufacture of pinion shafts in reduction gears of combatant vessels.

Round

	Dia/In.
00-199-1082	.500
00-199-1083	.750
00-199-1084	1

Dia/In.

00-199-1085	1.250
00-199-1086	1.500
00-199-1088	1.750
00-199-1090	2
00-199-1091	2.250
00-199-1093	3
00-199-1094	3.500
00-199-1095	4
00-199-1096	4.500
00-199-1097	5

CARBON STEEL

Cold Finished, General Purpose.

Rephosphorized and resulfurized. Standard quality free machining carbon steel bars. Intended for use in automatic machine tools.

Composition 1212

Round

	Dia/In.	Lg/Ft.
00-596-2170	.375	10-24
00-596-2172	.500	10-24
00-188-1633	.562	10-12
00-596-2174	1	10-24
00-596-3746	1.250	12
00-596-3747	1.500	12
00-188-1642	1.625	10-12
00-188-1656*	2.500	10-24

* Cold drawn and stress relieved finish.

Low Carbon Steel. Low and medium cold drawn or rolled carbon steel. Material offers fair case-carburizing properties, good machinability, and properties for simple cold bending or cold forming. Not intended for use as screw stock.

Composition 1018

Flat

	Thk/In.	W/In.	Lg/Ft.
00-231-2076	.250	.500	10-12
00-596-2036	.250	.750	
00-541-9660	.250	1	10-14
00-596-2033	.250	1.250	10-14
00-596-2034	.250	1.500	10-12
00-596-2031	.250	2	10-12
00-596-2032	.250	2.500	10-14
00-231-2082	.250	3	10-12
00-198-7872	.312	1.750	12-20
00-542-2438	.375	1	10-12
00-231-2084	.375	1	10-12
00-596-2029	.375	1.250	10-12
00-596-2030	.375	1.500	10-14
00-596-2027	.375	2	10-14
00-231-2102	.375	3	10-12
00-542-2441	.375	4	10-12
00-231-2087	.500	1	10-12
00-596-2028	.500	1.500	10-14
00-596-2025	.500	2	10-14
00-198-7888	.500	2.250	12-20
00-542-2484	.500	2.500	10-12
00-541-9652	.500	3	10-14
00-198-7891	.500	3.500	12-20
00-231-2091	.500	4	10-12
00-268-9578	.500	12	12-20
00-542-2445	.625	2	12-20

CLASS 9510

	Thk/In.	W/In.	Lg/Ft.
00-542-2444	.625	3	10-12
00-542-2443	.625	3.50	10-12
00-542-2442	.625	6	10-12
00-231-2093	.750	1.500	10-12
00-596-3886	.750	3	10-12
00-529-7327	.750	4	6-20
00-542-2454	.750	6	10-12
00-198-7909	1	1.250	12-20
00-198-7911	1	1.750	12-20
00-198-7913	1	2.500	12-20
00-231-2100	1	4	10-12
00-542-2453	1	6	10-12
00-230-1692	1.250	3	10-12
00-198-7918	1.250	3	12-20
00-198-7923	1.500	4	12-20
00-198-7925	2	2.500	12-20
00-230-1683	2	4	10-12
00-198-7926	2.500	6	12-20

Hexagon

	WAF/In.	Lg/In.
00-529-7204	.437	10-14
00-541-9655	.500	10-14
00-529-7206	.625	10-14
00-596-2023	.750	10-14
00-596-2024	.875	10-14
00-596-2019	1.500	10-14
00-596-2020	1.750	10-14

Round

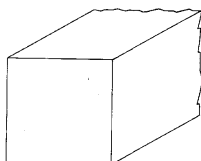
Dia/In. Lg/Ft.

Round

Dia/In. Lg/Ft.

00-813-5322	0.375	5-20
00-596-2068	.375	10-14
00-596-2310	.437	10-14
00-596-2313	.500	10-12
00-596-2312	.562	10-14
00-596-2065	.625	10-12
00-596-2066	.750	10-12
00-198-7966	.812	10-20
00-596-2063	.875	10-14
00-198-7968	.937	12-20
00-541-9656	1	10-12
00-813-5331	1.125	5-20
00-287-9403	1.250	18-20
00-596-2059	1.625	10-14
00-596-2060	2	10-14
00-596-2057	2.250	10-14
00-198-7991	2.375	12-20
00-596-2058	2.500	10-14
00-813-5341	3	5-20
00-596-2055	4	10-12
00-198-8016	4.250	12-20
00-198-8018	4.625	12-20
00-198-8019	5	12-20

Square



	WAF/In.	Lg/Ft.
00-596-2054	.750	10-14
00-198-8028	.562	12-20
00-596-2053	.625	10-14
00-596-2067	1	10-14
00-542-2485	1.500	10-12
00-293-4202	2	10-12

COMPOSITION 1020

Flat

	Thk/In.	W/In.	Lg/Ft
00-261-5293	.250	1.750	8-12
00-596-3938	.250	3.500	8-12
00-261-5300	.312	.500	8-12
00-261-5302	.312	1	8-12
00-261-5304	.312	1.500	8-12
00-224-1699	.312	2.500	8-12
00-224-1698	.312	3	8-12
00-596-3868	.312	6	8-12
00-224-1696	.375	.750	8-12
00-596-2251	.375	2.500	8-12
00-596-2254	.375	6	8-12
00-229-0170	.375	12	10-12
00-596-3608	.500	.750	8-12
00-596-3859	.500	1.250	8-12
00-224-1701	.500	6	8-12
00-596-3861	.500	8	8-12
00-224-1706	.625	2.500	8-12
00-265-1681	.750	1	8-12
00-265-1674	.750	2	8-12
00-265-1675	.750	2.500	8-12
00-224-1689	1	3	8-12
00-224-1676	2	6	8-12

Hexagon

	WAF/In.	Lg/Ft
00-596-2226	.375	10-24
00-596-8124	1	10-24
00-265-1692	1.125	8-12
00-265-1695	1.125	8-12
00-596-1402	1.500	10-24
00-596-3596	1.875	8-12
00-529-8818	2	5-20

Round

	Dia/In.	Lg/Ft
00-596-1405	.375	10-24
00-596-1407	.500	10-24
00-596-1409	.625	10-24
00-596-2323	.750	10-24
00-287-9402	1	18-20
00-256-6271	1.187	8-12
00-257-0790	1.375	8-12
00-256-6274	1.437	8-12
00-287-9405	2	18-20
00-596-3875	2.125	8-12
00-813-5343	3.500	5-20
00-596-1410	4	10-24
00-256-6281	4.500	8-12
00-596-3598	5	8-12
00-596-3876	6	8-12
00-265-1689	6.500	8-12
00-265-1688	8	10-12

Square

	Dia/In.	Lg/Ft
00-265-1687	.375	8-12

	Dia/In.	Lg/Ft
00-265-1696	.437	8-12
00-554-9161	.500	8-12
00-596-3879	1.250	8-12
00-261-5287	1.750	8-12

MEDIUM CARBON STEEL. Cold drawn or cold rolled standard quality carbon and steel bars.

COMPOSITION 1035

Round

	Dia/In.	Lg/Ft
00-596-3734	.500	12

Square

	Dia/In.	Lg/Ft
00-239-4447	.375	10-12
00-239-4448	.500	10-12

COMPOSITION 1045

Flat

	Thk/In.	W/In.	Lg/Ft
00-229-4777	.250	1	10-12
00-229-4779	.250	2	10-12
00-229-4781	.250	4	10-12
00-229-4785	.375	1.500	10-12
00-229-4791	.500	1	10-12

Round

	Dia/In.	Lg/Ft
00-229-4818	.375	10-12
00-229-4824	.750	10-12
00-229-4827	1	10-12
00-229-4829	1.250	10-12
00-229-4830	1.500	10-12
00-229-4835	2	10-12
00-229-4838	3	10-12

Square

	Dia/In.	Lg/Ft
00-229-4719	.375	10-12
00-229-4720	.500	10-12
00-229-4857	1	10-12

CARBON STEEL

Hot Rolled, Shipboard Quality

Carbon steel bars and forgings suitable for use in the manufacture of engine parts and ordnance heat-treated items. Random lengths of 10 to 20 feet. Annealed, normalized and drawn, or quenched and drawn, surface condition. 60,000 psi minimum tensile strength.

Round

	Dia/In.
00-189-7428	2.500

STEEL, ANY ACCEPTABLE FABRICATION METHOD

Grade AH-36

Round

CLASS 9510

	OD/In.	Lg/Ft
01-413-3318	1.0	10-12
01-413-4580	1.125	10-12
01-413-3313	1.250	10-12
01-413-3315	1.375	10-12
01-413-3312	2.00	10-12
01-413-4582	3.00	10-12
01-413-3314	3.250	10-12
01-413-3321	3.500	10-12

CARBON STEEL, HOT ROLLED , SHIPBOARD QUALITY

CARBON STEEL BARS AND FORGINGS suitable for use in the manufacture of engine parts and ordnance heat-treated items. Random lengths of 10–20 feet.

80,000 PSI minimum tensile strength. Annealed, normalized and drawn or quenched and drawn surface condition. Clas AC.

Hexagon

	WAF/In.
00-189-1693	.875

Round

	WAF/In.
00-189-1709	.500
00-189-1710	.625
00-189-1714	1.125
00-189-1719	1.750
00-189-1720	2
00-189-1723	2.500
00-189-1726	3

60,000 PSI Minimum tensile strength. Class B

Hexagon

	WAF/In.
00-189-7464	.500
00-189-7465	.562
00-189-7462	.625
00-189-7463	.750
00-230-1647	.875
00-189-7458	1
00-189-7459	1.125
00-189-7456	1.250
00-189-7454	1.500
00-189-7453	1.875
00-189-7450	2
00-189-7451	2.250
00-223-4400	4.125
00-230-1676	4.500

Round

	Dia/In.
00-189-7445	.375
00-189-7441	.500
00-189-7442	.750
00-189-7439	.875
00-189-7440	1
00-189-7437	1.125
00-189-7438	1.250
00-189-7435	1.375
00-189-7436	1.500
00-189-7432	2
00-189-7541	2.750
00-189-7542	3

	Dia/In.
00-189-7536	4
00-189-7534	4.500
00-189-7529	5
00-189-7526	7
00-189-7524	8

75,000PSI Minimum tensile strength. Annealed, normalized and drawn or quenched and drawn surface condition. Clas B-S special.

Round

	Dia/In.
00-221-3461	.375
00-221-3462	.500
00-221-3465	1
00-221-3469	1.250
00-221-3477	2
00-221-3494	4
00-221-3503	6
00-221-3505	7
00-221-3507	8

CARBON STEEL

Hot Rolled, Structural Quality

Medium Carbon steel bars. Intended for use in shipbuilding and other structural work when the Steel is intended for fabrication by riveting, bolting, or welding construction.

Flat

	Thk/In.	W/In.	Lg/Ft.
00-189-1550	.250	.500	10-12
00-189-1551	.250	.625	10-12
00-189-1552	.250	.750	017
00-189-1553	.250	1	10-12
00-189-1554	.250	1.125	10-12
00-189-1555	.250	1.250	16-22
00-189-1556	.250	1.500	16-22
00-189-1557	.250	1.750	10-12
00-189-1558	.250	2	10-12
00-189-1559	.250	2.250	10-12
00-189-1560	.250	2.500	10-12
00-189-1561	.250	2.750	10-12
00-189-1562	.250	3	16-22
00-189-1563	.250	3.250	16-22
00-189-1564	.250	3.500	16-22
00-189-1565	.250	4	10-12
00-189-1566	.250	4.500	16-22
00-189-1567	.250	5	10-12
00-189-1568	.250	5.500	16-22
00-189-1569	.250	6	6.5
00-189-1571	.312	1	16-22
00-189-1573	.312	1.250	10-12
00-189-1574	.312	1.500	10-12
00-189-1578	.312	2.500	16-22
00-189-1579	.312	3	10-12
00-189-1581	.312	4	10-12
00-189-1584	.312	6	10-12
00-189-1585	.375	.750	10-12
00-189-1586	.375	1	16-22
00-189-1587	.375	1.250	16-22
00-189-1588	.375	1.500	10-12
00-189-1589	.375	16-22	1.750
00-189-1590	.375	2	16-22
00-189-1591	.375	2.250	10-12
00-189-1592	.375	2.500	10-12
00-189-1593	.375	2.750	10-12
00-189-1594	.375	3	12 Min

	Thk/In.	W/In.	Lg/Ft.
00-189-1596	.375	3.500	10-12
00-189-1597	.375	4	10-12
00-189-1598	.375	4.500	10-12
00-189-1599	.375	5	16-22
00-189-1601	.375	6	16-22
00-189-1609	.500	1	16-22
00-189-1610	.500	1.250	10-12
00-189-1611	.500	1.500	10-12
00-189-1612	.500	1.750	10-12
00-189-1613	.500	2	10-12
00-189-1614	.500	2.250	10-12
00-189-1615	.500	2.500	10-12
00-189-1616	.500	2.750	16-22
00-189-1617	.500	3	10-12
00-189-1618	.500	3.250	10-12
00-189-1619	.500	3.500	10-12
00-189-1620	.500	4	10-12
00-189-1621	.500	4.500	16-22
00-189-1623	.500	5.500	10-12
00-189-1624	.500	6	10-12
00-189-1625	.625	1	16-22
00-189-1626	.625	1.250	10-12
00-189-1627	.625	1.500	10-12
00-189-1629	.625	2	10-12
00-189-1631	.625	2.500	10-12
00-189-1632	.625	3	16-22
00-189-1633	.625	3.500	10-12
00-189-1634	.625	4	10-12
00-189-1635	.625	5	10-12
00-189-1636	.625	6	10-12
00-189-1637	.750	1	16-22
00-189-1638	.750	1.250	10-12
00-189-1639	.750	1.500	10-12
00-189-1640	.750	1.750	10-12
00-189-1641	.750	2	10-12
00-189-1643	.750	2.500	10-12
00-189-1645	.750	3	10-12
00-189-1646	.750	3.500	10-12
00-189-1647	.750	4	10-12
00-189-1648	.750	4.50	16-22
00-189-1649	.750	5	10-12
00-189-1651	.750	6	10-12
00-189-1656	.875	3	16-22
00-189-1657	1	1.50	10-12
00-189-1658	1	1.750	10-12
00-189-1659	1	2	10-12
00-189-1662	1	3	10-12
00-189-1663	1	3.50	16-22
00-189-1664	1	4	10-12
00-189-1665	1	4.50	10-12
00-189-1667	1	6	10-12
00-189-1668	1.250	3	16-22
00-189-1669	1.250	4	10-12
00-189-1671	1.50	2	16-22
00-189-1672	1.50	2.50	16-22
00-189-1673	1.50	3	10-12
00-189-1674	1.50	4	10-12
00-189-1677	1.750	5	16-22
00-189-1678	2	6	10-12
00-189-1679	3	4	10-12

Hexagon

	WAF/In.	Lg/Ft
00-188-1691	.500	16-22
00-188-1694	.750	16-22
00-188-1696	1	16-22
00-188-1698	1.125	16-22
00-188-1699	1.250	16-22
00-188-1703	1.625	16-22
00-188-1704	1.750	16-22
00-188-1707	2	16-22

CLASS 9510

	Dia/In.	Lg/Ft.
00-188-1738	.375	16-22
00-188-1739	.500	16-22
00-188-1690	.625	16-22
00-188-1741	.750	16-22
00-188-1742	.875	16-22
00-188-1743	1	16-22
00-188-1744	1.250	16-22
00-188-1746	1.500	16-22
00-188-1747	1.625	16-22
00-188-1748	1.750	16-22
00-188-1749	1.875	16-22
00-188-1750	2	16-22
00-188-1751	2.125	10-12
00-188-1752	2.250	16-22
00-188-1753	2.50	16-22
00-188-1754	2.750	10-12
00-188-1755	2.875	10-12
00-188-1756	3	16-22
00-188-1757	3.125	10-12
00-188-1758	3.250	16-22
00-188-1760	3.500	10-12
00-188-1762	3.750	10-12
00-188-1763	4	10-12
00-188-1765	4.50	16-22
00-188-1766	4.750	16-22
00-188-1767	5	16-22
00-188-1768	5.50	10-12
00-188-1769	6	16-22
00-188-1771	6.50	16-22
00-188-1772	6.750	10-12
00-188-1773	7	10-12
00-188-1774	7.50	10-12
00-188-1775	8	10-12

Square

	WAF/In.	Lg/Ft.
00-188-1715	.375	16-22
00-188-1717	.500	16-122
00-188-1718	.625	16-22
00-188-1719	.750	16-22
00-188-1720	.875	16-22
00-188-1721	1	16-22
00-188-1722	1.125	16-22
00-188-1723	1.250	16-22
00-188-1725	1.500	16-22
00-188-1727	1.750	16-22
00-188-1728	2	16-22
00-188-1729	2.250	16-22
00-188-1730	2.500	16-22
00-188-1732	3	16-22
00-188-1735	4	16-22
00-188-1736	5	16-22

CARBON STEEL, HOT ROLLED, GENERAL PURPOSE.

SPECIAL QUALITY LOW CARBON STEEL BARS produced for applications involving forgings, heat treating, cold drawing and machining.

COMPOSITION 1015

Flat

	Thk/In.	W/In.	Lg/Ft
00-596-2046	.250	1	18-22
00-596-2045	.250	1.250	18-22
00-228-6221	.250	2	18-22
00-596-9092	.375	1	18-22

Round

	Dia/In.	Lg/Ft
00-596-2309	.375	18-22
00-541-9651	.500	18-22
00-596-2035	.625	18-22
00-596-3591	.750	18-22
00-541-9648	2	18-22

COMPOSITION 1018

Flat

	Thk/In.	W/In.	Lg/Ft
00-228-6233	.500	2	18-22

Round

	Dia/In.	Lg/Ft
00-228-6253	1	18-20

COMPOSITION 1020

Flat

	Thk/In.	W/In.	Lg/Ft
00-229-4760	.250	1	10-12
00-596-3960	.250	1.250	16
00-228-6221	.250	2	18-20

Round

	Dia/In	Lg/Ft
00-596-2279	.375	10-24
00-596-2280	.500	10-24
00-596-2295	.625	16-22
00-189-7496	.750	10-20
00-596-2297	.875	16
00-189-7494	1	16-22

CORROSION RESISTING STEEL, HOT ROLLED, ANNEALED.

Class 410. Suitable for steam generator parts use.

	Thk/In.	W/In.	Lg/Ft
00-250-9942	.125	1	8-12

CAST IRON

For general purpose use.

25,000 PSI minimum tensile strength.

Round, Cored

	OD/In.	ID/In.	Lg/In.
00-268-9544	4	2	18
00-268-9545	6	3	18
00-268-9540	9	6	18
00-268-9539	12	9	18

Round, Solid

	Dia/In.	Lg/In.
00-596-3444	1	12
00-268-9551	2	18
00-268-9552	3	18
00-268-9546	4	18
00-268-9547	5	18
00-268-9548	6	18
00-268-9550	8	18

50,000 PSI minimum tensile strength.

Round, Solid

	OD/In.	Lg/In.
00-200-1562	4	18

CORROSION RESISTING STEEL, COLD FINISHED, AIRCRAFT QUALITY.

Class 302, chrome-nickel, 18-8 stainless steel bars suitable for use in the manufacture of aircraft parts. Material has excellent corrosion resistance to acids and their salts, and can be fabricated by all methods usually employed with carbon steels.

Round

	Dia/In.	Lg/Ft.
00-596-3564	2	8-16
00-596-3565	1.500	8-16
00-596-3570	1.250	8-16
00-596-3574	1	8-16
00-596-3575	.375	8-16
00-596-3577	.625	8-16
00-596-3578	.500	8-16
00-596-3579	.875	8-16
00-596-3580	.750	8-16

CORROSION RESISTING STEEL, COLD FINISHED, SHIPBOARD QUALITY.

Chrome-nickel base stainless steel bars.

Class 304, Annealed. Cold drawn or cold rolled. Material is very malleable for both hot and cold working. Highly resistant to practically all forms of corrosion and prolonged exposure to heat.

Flat

	Thk/In.	W/In.	Lg/Ft.
00-287-2937	.187	1	10-12
00-287-2939	.187	1.500	10-12
00-287-2940	.187	2	10-12
00-287-2941	.187	3	10-12
00-277-7297	.250	2	10

Round

	Dia/In.	Lg/Ft.
00-824-8349	1/2	10-12

CLASS 321, Annealed. Material offers satisfactory resistance to intergranular corrosion for parts that require welding. Material is a modified Class 302 with titanium added to overcome carbide precipitation.

Round

	Dia/In.	Lg/Ft
00-293-4194	.500	10-12
00-684-6053	1.062	12

Flat

	Dia/In.	Lg/Ft
00-293-4181	.250	10-12

CLASS 321 or 347 — Annealed. Intended primarily for use in applications where welding is

CLASS 9510

necessary, subsequent annealing and quenching is impracticable and exposure to most severely corrosive media is involved.

Flat

	Thk/In.	W/In.	Lg/Ft
00-293-4180	.250	1.500	10-12
00-229-4749	.250	2	10-12

CLASS 410 - Annealed. Material is a heat resiting grade which can be heat treated to provide a wide range of mechanical properties. Material will show pitting when exposed to sea water and will rust in salt air.

COLD FINISH

Hexagon

	WAF/In.	Lg/Ft
00-555-9539	.375	10-12
00-555-9541	.500	10-12
00-541-8479	1.125	10-12

Round

	WAF/In.	Lg/Ft
00-555-9514	.375	10-12
00-555-9516	.625	10-12
00-189-0684	1	10-12
00-555-9519	1.250	10-12
00-555-9518	1.500	10-12
00-189-0685	2	10-12
00-189-0686	3	10-12
00-189-0687	4	10-12

HOT ROLLED, intermediate temper, pickled or sand blasted.

Round

	Dia/In.	Lg/Ft
00-189-0696	1	10-12
00-189-0701	2	10-12
00-189-0705	3	10-12

CLASS 420 — Annealed. Material is more responsive to heat treatment because of its higher carbon content. Suitable for use in the manufacture of ball and roller bearings, cutlery and other parts requiring high hardenability.

Hexagon

	WAF/In.	Lg/Ft
00-555-9529	.500	10-12
00-555-9534	1	10-12

Round

	Dia/In.	Lg/Ft
00-541-8483	.375	10-12
00-541-8485	.500	112
00-555-9521	.625	12
00-555-9520	.750	10-12
00-541-8488	1	10-12
00-555-9543	1.250	10-12
00-555-9523	1.500	12
00-541-8491	2	10-12

Hexagon

CORROSION RESISTING STEEL

Hot Rolled, Shipboard Quality.

Chrome-nickel base stainless steel bars. Annealed, pickled, or blast cleaned.

Class 304. Material is very malleable for both hot and cold working. Highly resistant to practically all forms of corrosion and prolonged exposure to heat.

Flat

	Thk/In.	W/In.	Lg/Ft.
01-186-3565	1/4	1	10-12

Hexagon

	WAF/In.	Lg/Ft.
00-221-3518	.500	10-12
00-221-3519	.625	8-16
00-189-0556	.687	10-12
00-189-0558	.812	10-12
00-189-0559	.875	8-16
00-189-0560	.312	10-12
00-189-0561	1	10-12
00-189-0563	1.125	8-16
00-189-0565	1.312	10-12
00-189-0567	1.500	10-12
00-189-0568	1.625	10-12
00-189-0569	1.687	10-12
00-189-0570	1.875	10-12
00-189-0573	2.750	8-16
00-189-0589	1.375	10-12
00-189-0591	1.625	10-12
00-189-0593	1.875	8-16
00-189-0594	2	10-12
00-189-0595	2.125	10-12
00-189-0596	2.250	10-12
00-189-0597	2.375	10-12
00-189-0600	2.750	10-12
00-189-0602	3.250	10-12
00-189-0604	3.750	10-12
00-189-0606	4.500	10-12
00-189-0608	5.500	10-12
00-189-0609	6	10-12
00-189-0610	6.500	8-16
00-189-0611	8	8-16
00-201-3010	1.250	10-12
00-201-2998	2	10-12

Square

	WAF/In.	Lg/Ft.
00-189-0612	3	8-16

Flat

	Thk/In.	W/In.	Lg/Ft.
00-189-0634	1.625	4	10-12

Round

	Dia/In.	Lg/Ft.
00-189-0578	.375	10-12
00-189-0580	.500	10-12
00-189-0583	.750	10-12
00-189-0585	1	10-12
00-189-0586	1.125	10-12
00-189-0587	1.250	10-12
00-189-0590	1.500	10-12
00-189-0592	1.750	10-12
00-189-0594	2	10-12
00-189-0598	2.500	10-12
00-189-0601	3	10-12

	Dia/In.	Lg/Ft.
00-189-0603	3.500	10-12
00-189-0605	4	8-16
00-189-0607	5	10-12

CLASS 310 — Material has excellent resistance to oxidation at temperatures up to 2000 degrees Fahrenheit.

Round

	Dia/In.	Lg/Ft.
00-261-5745	.375	10-12
00-261-5746	.500	10-12
00-189-7182	1.250	12-16

CLASS 316 and 316L — Material is more resistant to corrosion of most chemicals especially sulphuric acid and fatty acids.

Round

	Dia/In.	Lg/Ft.
00-189-0617	.375	10-12
00-189-0619	.500	10-12
00-189-0620	.625	10-12
00-189-0622	.750	10-12
00-189-0623	.875	8-16
00-261-5734*	1	10-12
00-189-0625	1.375	8-16
00-189-0626	1.500	10-12
00-189-0627	1.875	10-12
00-189-0629	2.375	10-12
00-189-0630	3.250	10-12
00-189-0631	3.500	10-12
00-189-0632	3.750	10-12

* Class 316L

CLASS 321 — Material offers satisfactory resistance to intergranular corrosion for parts that require welding. Material is modified Class 302 with titanium added to overcome carbide precipitation.

Square

	In.	Lg/Ft.
00-684-6482	1	10-12

CLASS 347

Round

	Dia/In.	Lg/Ft.
00-554-9968	1.250	10-12
00-554-9970	3	10-12
00-555-8377	6	10-12

FREE MACHINING CHROME NICKEL MANGANESE STAINLESS STEEL BARS for use in automatic screw machines.

ANNEALED, pickled, or blast cleaned and pickled surface finish, except Class 416 which is available annealed or tempered.

CLASS 303 and 303 SE — Austenitic chrome-nickel to which elements have been added to improve machining and nonseizing characteristics. Nonmagnetic when annealed, but slightly magnetic when cold worked.

CLASS 303

CLASS 9510

Hexagon

	WAF/In.	Lg/Ft.
00-189-0636	.437	8-16
00-189-0637	.562	8-16
00-189-0639	.750	8-16
00-189-0641	.875	8-16
00-189-0642	1	8-16
00-189-0643	1.125	8-16
00-189-0644	1.312	8-16
00-189-0645	1.500	8-16
00-189-0646	1.687	8-16
00-189-0647	1.875	8-16
00-189-0648	2.250	8-16

Round

	Dia/In.	Lg/Ft.
00-189-0654	.437	8-16
00-189-0655	.500	8-16
00-189-0656	.562	8-16
00-189-0657	.625	8-16
00-189-0658	.750	8-16
00-189-0659	.875	8-16
00-189-0660	1	8-16
00-189-0662	1.125	8-16
00-189-0663	1.250	8-16
00-189-0664	0.375	8-16
00-189-0665	1.500	8-16
00-189-0666	1.562	8-16
00-189-0667	1.625	8-16
00-189-0668	1.750	8-16
00-189-0669	2	8-16
00-189-0670	2.250	8-16
00-189-0672	2.500	8-12
00-189-0673	3	8-12
00-189-0674	3.500	8-12
00-189-0675	4	8-12
00-189-0676	5	8-16

CLASS 303 OR 303SE

Flat

	Thk/In.	W/In.	Lg/Ft
00-288-6221	.375	1	10-12
00-288-6214	.500	10-12	
00-288-6212	1	2	10-12

Round

	Dia/In.	Lg/Ft
00-288-5893	.875	10-12
00-288-5894	1	10-12
00-756-2289	1.750	10-12
00-293-5012	1.500	10-12

CLASS 416 — Martensitic chromium steel to which elements have been added to improve the machining and nonseizing characteristics. Magnetic in all conditions.

CLASS 416, ANNEALED.

Round

	Dia/In.	Lg/Ft
00-189-7387	.375	8-16
00-189-7388	.437	8-16
00-189-7385	.500	10-12
00-189-7383	.562	10-12
00-189-7384	.625	10-12
00-189-7425	.750	10-12
00-189-7426	.875	10-12
00-189-7423	1	10-12
00-189-7421	1.125	10-12
00-189-7422	1.375	10-12
00-189-7417	1.500	10-12
00-189-7418	1.625	10-12
00-189-7413	2	10-12
00-189-7411	2.250	10-12
00-189-7412	2.500	10-12
00-189-7407	3	10-12
00-189-7408	3.875	10-12
00-189-7405	4	10-12
00-189-7403	4.500	10-12
00-189-7404	5	10-12
00-189-7402	6	10-12

CLAS 416, TEMPERED

Flat

	Thk/In.	W/In.	Lg/Ft
00-684-6481	1	1.500	12

Hexagon

	WAF/In.	Lg/Ft
00-222-5020	1	8-16
00-222-5019	1.500	8-16

Round

	Dia/In.	Lg/Ft
00-222-5004	.375	8-16
00-222-5000	.500	8-16
00-222-4997	.750	8-16
00-222-4993	1	8-16
00-222-4989	1.250	8-16
00-222-4985	1.500	8-16
00-222-5035	1.750	8-16
00-222-4979	2	8-16
00-222-4975	2.500	8-16
00-222-4973	3	8-16
00-222-4970	3.250	8-16
00-222-4965	5	8-16

STEEL

Bar length 10 feet. Design Control Reference M12302T111. Manufacturers Code- NSY MARE Island

FORGED, ANNEALED

Round

	Dia/In.	Lg/Ft
00-757-4122	1	1
00-757-4145	2	2
00-757-4155	3	3

TOOL STEEL

Carbon, General Purpose.

Standard grade. For applications where some latitude in uniformity is permissible. For use in the manufacture of dies, small tools, and implements.

UNALLOYED CARBON STEEL

Hot Rolled or Forged.

Class W1. Used in tools requiring hardness and toughness.

10 minimum carbon content

Round

	Dia/In.	Lg/Ft.
00-228-6417	.375	3
00-596-1695	.375	6-14
00-228-6418	.406	3
00-228-6420	.937	3
00-596-1696	.500	6-14
00-228-6422	.562	3
00-228-6423	.625	3
00-228-6424	.681	3
00-228-6426	.812	3
00-228-6427	.875	3
00-228-6428	.937	3
00-228-6429	1	3
00-596-9077*	1	6-14
00-228-6421	.500	3
00-228-6425	.750	3

* Cold drawn

12 Minimum Carbon Content

NOMINAL VANADIUM CONTENT (25 PERCENT) HOT ROLLED OR FORGED.

CLASS W2

9 Minimum Carbon Content

Round

	Dia/In.	Lg/Ft.
00-640-4407	.375	3
00-640-4416	.500	3
00-640-4419	.750	3

CLASS 9515


PLATE, SHEET, STRIP, FOIL AND LEAF

NOTE: As non-plastic alternatives to plastic items currently in use are identified, information will be provided through shopping advisory messages and the Afloat Shopping Guide. To help you shop more "wisely", items recommended for shipboard use will be annotated with "NP" by the National Item Identification Number.

PLATE, FLOOR, METAL

GENERAL PURPOSE. Carbon Steel, rolled. Raised figure pattern with sheared edges. Not intended for use where nonsparking properties are required.

	Thk/In.	W/In.	Lg/Ft
00-187-3953	.125	36	8
00-187-3955	.125	48	10
00-187-3960	.250	48	8
00-187-3954	.125	48	4
00-187-3956	.188	24	4
00-289-6981	.188	48	4
00-187-3957	.188	48	10
00-187-3661	.313	48	8
00-187-3692	.313	48	12
00-187-3693	.375	48	8
00-187-3964	.500	48	8



	Thk/In.	W/In.	Lg/Ft
00-187-3952	.078	30	8

SHIPBOARD QUALITY. Corrosion resisting Steel, rolled. Raised angular figure pattern with sheared edges. Intended for use in galley spaces, washrooms, machinery spaces, ladder treads, deck treads and gun platforms.

	Thk/In.	W/In.	Lg/Ft
00-222-4364	.250	36	6
00-222-4361	.094	36	7



	Thk/In.	W/In.	Lg/Ft
00-222-4362	.125	36	8

PLATE, METAL

STEEL PLATES

HULL STRUCTURAL

HIGH TENSILE STRENGTH Steel plates. Primarily for use in the hulls of combatant ships, submarines, and other critical structures. Intended for fabrication by welding.

SURFACE SHIPS

	Thk/In.	W/In.	Lg/Ft
01-358-6724	0.750	96	10

Grade DH-36, Hot rolled or normalized.


	Thk/In.	W/In.	Lg/Ft
00-224-3086	.250	60	20
00-224-3087	.250	96	20
00-153-3365	.250	72	29
00-153-3366	.250	96	29
00-153-3367	.281	96	29
00-153-3368	.313	72	29
00-153-3370	.312	96	29
00-153-3372	.375	72	29
00-153-3373	.375	96	29
00-153-3374	.437	72	29
00-153-3375	.500	72	29
00-153-3376	.500	96	29
00-153-3377	.500	96	33
00-153-3378	.625	72	29
00-153-3379	.625	96	33
00-153-3380	.750	96	33
00-153-3382	.875	96	29
00-153-3385	1.0	96	29
00-153-3386	1.125	96	29
00-153-3387	1.250	84	29
00-153-3388	1.500	84	29
00-224-3088	.375	60	20
00-224-3089	.375	96	20
00-224-3090	.500	60	20
00-224-3091	.500	96	20
00-224-3092	.625	60	20
00-224-3093	.750	96	20
00-224-3094	.875	60	20
00-224-3095	1.0	96	20
00-237-5350	.188	72	20
00-277-8518	1.00	60	20
00-277-8526	1.500	60	20
00-277-8520	1.750	60	20
00-277-8523	2.000	60	20
00-277-8524	2.500	60	20
00-277-8521	3.000	60	20
01-420-6168	2.250	84	29
01-274-7142	2.250	96	29
01-244-7697	0.625	20	2.500
01-420-6159	3.000	84	29
01-419-5026	0.375	96	33
01-420-0107	0.312	96	33

	Thk/In.	W/In.	Lg/Ft
01-416-0552	0.250	96	33

STEEL, Grade DH-36. Basic shape A10 solid.

Rolled.

	Thk/In.	W/In.	Lg/Ft
01-409-2740	2.000	96	33
01-424-1868	1.750	96	33
01-409-2739	1.500	96	33
01-409-2738	1.250	96	33
01-409-2733	1.000	96	33
01-352-4529	0.375	96	10



SUBMARINES TYPE II, Class P

	Thk/In.	W/In.	Lg/Ft
00-914-0434	.375	72	29
00-914-0438	.875	96	29
00-914-0439	1.000	96	29
00-914-0444	1.500	96	29

STEEL, Grade EH-36U. Basic shape A10 solid.

Rolled.

	Thk/In.	W/In.	Lg/Ft
01-292-9620	1.250	48	10
01-246-7513	1.188	21	10.5
01-354-9820	0.750	96	33
01-350-5319	0.500	72	29
01-409-2727	0.375	96	33
01-350-5320	0.375	96	29
01-350-6781	0.250	96	29

HIGH YIELD STRENGTH Steel plates, primarily for use in the hulls of combatant ships and other critical structural applications where a notch tough high strength material is required. Quenched and tempered treatment with descaled surface. Ultrasonic testing for soundness and thickness is performed on TYPE II plates over 1/2 inch thickness. Ultrasonic testing for soundness and thickness is NOT performed on TYPE I plates 1/2 inch and under in thickness.

Grade HY-80

CLASS 9515

	Thk/In.	W/In.	Lg/Ft
00-554-0917	.188	72	20
00-554-0915	.250	60	20
00-554-0913	.250	72	29
00-554-0909	.312	72	29
00-554-0873	.375	60	20
00-554-0931	.500	72	29
00-554-0930	.500	96	20
00-554-0871	.500	96	29
00-554-0874	.500	96	33
00-554-0929	.625	60	20
r00-542-4484	.625	96	29
00-764-2418	.750	60	20
00-764-2417	.750	72	20
00-764-2413	.750	96	33
00-764-2422	.875	72	20
00-764-2412	1.000	60	20
00-764-2411	1.000	72	29
00-764-2410	1.000	96	29
00-764-2419	1.250	84	29
00-764-2407	1.500	84	29
00-764-2406	1.500	96	20
00-764-2409	2.000	60	20
00-764-2405	2.000	84	20
00-764-2414	2.500	60	20
00-764-2408	3.000	60	20

Grade HY-100

	Thk/In.	W/In.	Lg/Ft
00-193-1894	.625	60	20
00-493-4106	.250	48	28
00-493-4110	.250	60	20
00-493-4115	.375	48	28
00-493-4116	.375	60	20
00-493-4119	.375	84	20
00-493-4120	.375	84	30
00-493-4121	.500	48	28
00-493-4125	.500	60	20
00-493-4130	.500	96	33
00-493-4135	.625	48	28
00-493-4153	.625	96	29
00-493-4154	.750	60	20
00-493-4159	.750	72	29
00-494-7469	.750	96	33
00-494-7470	.875	60	20
00-494-7473	1.000	60	20
00-494-7475	1.000	96	29
00-494-7477	1.250	96	33
00-494-7478	1.500	96	33

CHROME-MOLYBDENUM STEEL PLATE ALLOY 4130. The steel is of aircraft quality and is intended for applications requiring moderate mechanical properties where welding may be required.

ANNEALED CONDITION

	Thk/In.	W/In.	Lg/Ft
00-596-1899	.875	18	6
00-516-5610	1.000	18	6

NORMALIZED CONDITION

	Thk/In.	W/In.	Lg/Ft
00-596-1945	.250	18	6
00-596-1944	.303	18	
00-294-9923	.375	18	6
00-294-9916	.500	18	6
00-288-0773	1.125	18	6

CARBON-SILICON STEEL PLATE. Rolled. Primarily for use in marine boilers and

other pressure vessels where fusion welding, flanging or forming is required.

	Thk/In.	W/In.	Lg/Ft
00-229-0193	.250	48	4
00-223-6498	.250	48	10
00-277-5998	.250	60	12
00-153-3405	.312	60	12
00-223-6499	.375	48	10
00-277-6000	.375	60	16
00-229-0192	.500	48	4
00-277-6002	.500	66	16
00-277-6003	.563	60	15
00-277-6004	.625	60	8
00-229-0197	.750	48	4
00-277-6005	.750	60	8
00-268-9580	.750	72	10
00-268-9581	.875	72	10
00-268-9582	1.000	72	10
00-268-9583	1.375	72	10
00-268-9584	1.500	72	10
00-268-9585	2.000	72	10
00-245-6621	.500	48	10

CARBON STEEL PLATES STRUCTURAL QUALITY. Hot rolled. Intended for use in ship structural application. Plates over one inch in thickness shall be normalized. Plates for non-structural purpose, normalizing may be waived.

GRADE A, UP TO 1/2 INCH THICK.

	Thk/In.	W/In.	Lg/Ft
00-153-3184	.250	60	20
00-153-3185	.250	60	29
00-153-3289	.250	72	20
00-153-3186	.250	72	29
00-153-3188	.250	84	20
00-153-3214	.250	96	29
00-153-3217	.313	60	20
00-153-3290	.250	84	29
00-153-3291	.250	96	20
00-153-3292	.281	60	20
00-153-3299	.313	60	29
00-153-3300	.313	72	20
00-153-3218	.313	72	29
00-153-3219	.313	84	20
00-153-3302	.313	96	20
00-153-3320	.313	96	29
00-153-3224	.375	60	29
00-153-3310	.375	72	20
00-153-3225	.375	72	29
00-153-3227	.375	84	7
00-153-3311	.375	84	29
00-153-3312	.375	96	20
00-153-3228	.375	96	29
00-153-3230	.438	60	20
00-153-3313	.438	72	20
00-153-3232	.438	72	29
00-153-3223	.375	60	20
00-153-3237	.500	60	29
00-153-3317	.500	72	29
00-153-3236	.500	60	20
00-153-3238	.500	72	29
00-153-3239	.500	84	20
00-153-3240	.500	96	29
00-153-3241	.500	96	33
00-153-3318	.500	84	29
00-153-3319	.500	96	20
00-153-3324	.625	72	20
00-153-3328	.625	96	20
00-233-6261	.250	48	6
00-233-6263	.375	48	6

	Thk/In.	W/In.	Lg/Ft
00-237-5333	.188	60	20
00-237-5338	.188	60	29
00-237-5339	.188	60	29
00-237-5340	.188	72	29
00-237-5341	.188	84	20
00-237-5335	.188	84	20
00-237-5337	.219	96	29
00-237-5342	.188	96	20
00-237-5343	.188	96	29
00-237-5344	.219	60	20

GRADE B, OVER 1/2 INCH TO 1 INCH THICK.

	Thk/In.	W/In.	Lg/Ft
00-153-3243	.563	60	20
00-153-3244	.563	60	29
00-153-3248	.625	60	20
00-153-3249	.625	60	29
00-153-3250	.625	72	29
00-153-3251	.625	96	29
00-153-3252	.625	96	33
00-153-3255	.750	60	20
00-153-3256	.750	60	29
00-153-3257	.750	72	29
00-153-3258	.750	96	29
00-153-3259	.750	96	33
00-153-3260	.875	60	20
00-153-3262	.875	72	29
00-153-3264	1.000	60	20
00-153-3266	1.000	72	29
00-153-3267	1.000	96	29
00-153-3268	1.000	96	33
00-153-3329	.638	60	20
00-153-3337	.750	72	20
00-153-3338	.750	84	20
00-153-3339	.750	84	29
00-153-3349	1.000	60	29
00-153-3351	1.000	84	20
00-233-6268	.750	48	6
00-233-6269	1.000	12	3

GRADE D, OVER 1 INCH THICK.

	Thk/In.	W/In.	Lg/Ft
00-153-3270	1.125	60	20
00-153-3272	1.250	48	20
00-153-3273	1.250	60	20
00-153-3275	1.500	48	20
00-153-3276	1.500	60	20
00-153-3277	1.750	48	20
00-153-3278	1.750	60	20
00-153-3279	2.000	48	20
00-153-3280	2.000	60	20
00-153-3281	2.250	48	20
00-153-3282	2.250	60	20
00-153-3283	2.500	48	20
00-153-3284	2.500	60	20
00-153-3285	2.750	48	20
00-153-3287	3.000	48	20
00-153-3288	60	20	

CONSTRUCTION. Intended for use in riveted, bolted or welded construction, and general structural.

	Thk/In.	W/In.	Lg/Ft
00-075-6918	.750	48	8
00-222-5064	.625	48	8
00-222-5078	1.000	48	4
00-267-1176	.188	72	10
00-596-2442	.250	36	10
00-905-6063	1.000	14	1.167

	Thk./In.	W./In.	Lg/Ft
00-913-9719	.500	12	18
00-925-9564	.625	14	12
00-925-9565	.375	12	1.167
00-925-9566	.625	17	2
00-952-6280	.250	48	8
00-917-3655	.375	48	8

CARBON STEEL PLATES ZINC COATED.

Electroplated or hot dipped. Intended for use in ship structural applications

CLASS A. UP TO 3/8 INCH THICK

	Thk./In.	W./In.	Lg/Ft
00-230-6683	.188	60	20
00-230-6685	.188	72	20
00-153-3357	.250	60	20
00-153-3359	.250	29	
00-153-3363	.375	72	20

CORROSION RESISTING STEEL PLATE

Hot rolled, annealed and pickled.

Class 302. Intended for special structural applications and where welding is limited to spot welding or similar methods.

	Thk./In.	W./In.	Lg/Ft
00-816-0894	.188	36	8

CLASS 304. Hot rolled. Intended primarily for use in applications where welding is necessary, where subsequent annealing and quenching is impracticable, and where exposure to a most severely corrosive media is involved and required.

	Thk./In.	W./In.	Lg/Ft
00-204-4571	.188	50	12
00-204-4572	.375	50	12
00-204-4574	.313	50	12
00-204-4578	.250	24	8
00-204-4575	.375	36	6
00-204-4573	4.667	25	5

CLASS 310. Intended for the highest temperature applications requiring high temperature strength. This class has superior resistance to oxidation in the highest temperature applications.

	Thk./In.	W./In.	Lg/Ft
00-204-4628	.500	36	8
00-204-4629	.188	36	8
00-204-4631	.250	48	12
00-204-4630	.375	36	8

CLASS 316 and 316L. Hot rolled. Intended for such parts as smoke stacks subjected to corrosion by sea water and most combustion gases and where greater resistance to pitting and or corrosion is required.

	Thk./In.	W./In.	Lg/Ft
00-204-4545	1.500	72	12
00-204-4546	1.000	48	8
00-204-4547	1.125	72	12
00-204-4550	.625	60	20
00-204-4619	.500	72	20
00-204-4620	.375	36	10

	Thk./In.	W./In.	Lg/Ft
00-204-4621	.375	72	20
00-204-4622	.250	60	15
00-204-4624	.188	36	8
00-988-8277	.500	36	8

CLASS 321 OR 347. Intended for use in the manufacture of exhaust stacks, manifolds, ring collectors and similar applications where a weldable corrosion and heat resisting steel is required.

	Thk./In.	W./In.	Lg/Ft
00-204-4569	.188	36	8
01-017-1846	.250	36	8
00-204-4570	.250	50	12
01-016-5647	.375	36	10
01-015-7802	.500	36	8
00-204-4564	.750	48	8
00-204-4562	1.000	48	8

CORROSION-HEAT RESISTING STEEL PLATE. Chemically stabilized, and is intended for the manufacture of exhaust stacks, manifolds, ring collectors and similar applications.

	Thk./In.	W./In.	Lg/Ft
00-555-3586	.190	36	12
00-580-7851	.250	36	10
00-580-7855	.312	36	10

SHEET, METAL

HIGH STRENGTH LOW ALLOY STEEL SHEETS. Hot rolled and intended primarily for use in welded structures which are not stress relieved or heat treated to improve mechanical properties after welding. These sheets are not intended for quench-and-temper heat treatment.

	Thk./In.	W./In.	Lg/Ft
00-184-8796	.093	36	10
00-184-8798	.156	36	10
00-640-4149	.190	36	10

CHROME MOLYBDENUM ALLOY 4130 STEEL SHEETS. Hot rolled aircraft quality. Intended for applications requiring moderate mechanical properties in which welding may be required.

ANNEALED CONDITION A.

	Thk./In.	W./In.	Lg/Ft
00-640-4146	.032	36	8
00-640-4144	.045	18	6
00-184-8807	.050	18	6
00-684-4599	.050	36	12
00-528-9110	.067	36	12
00-684-4600	.093	36	12
00-204-0220	.125	36	12
00-640-4141	.190	36	10

NORMALIZED CONDITION N.

	Thk./In.	W./In.	Lg/Ft
00-684-4598	.032	36	6
00-267-1470	.045	18	6

GENERAL PURPOSE. Low carbon content, with cut edges, intended for general fabrication. COLD ROLLED. Commercial quality. Suitable for exposed parts requiring a good surface finish. It

is produced with a matte finish for the application of paints, enamels or lacquers. Not suitable for electroplating.

No heat treatment, dull finish.

	Thk./In.	W./In.	Lg/Ft
00-141-8067	.048	48	12
00-237-1850	.075	36	8
00-237-1851	.105	36	8
00-237-1852	.048	36	8
00-237-1855	.036	36	8
00-267-0932	.134	36	8
00-267-1178	.024	36	8
00-237-1853	.060	36	8
00-237-1884*	.060	48	8

* Dull or bright finish

Dead soft temper, dull finish.

	Thk./In.	W./In.	Lg/Ft
00-827-4474	.125	24	12

NO HEAT TREATMENT, POLISHED FINISH.

	Thk./In.	W./In.	Lg/Ft
00-230-6626	.015	30	10

SKIN ROLLED TEMPER, DULL FINISH

	Thk./In.	W./In.	Lg/Ft
00-230-6628	.015	30	10
00-203-1898	.016	36	10
00-230-6644	.024	48	10
00-184-8471	.025	36	10
00-640-4198	.032	36	10
00-640-4199	.036	36	10
00-230-6650	.036	48	8
00-140-8066	.048	48	8

DRAWING QUALITY SPECIAL KILLED. Generally a low carbon aluminum killed steel intended for applications where cold rolled sheets are to be essentially free from significant changes in mechanical properties over a period of time, or essentially free from surface disturbances such as stretcher stains or fluting without roller leveling.

DULL FINISH

	Thk./In.	W./In.	Lg/Ft
00-236-4487	.024	36	10
00-287-2927	.030	36	8
00-236-4488	.031	30	10
00-237-1865	.048	C36	8
00-237-1862	.060	36	8
00-236-4489	.061	30	10
00-237-1860	.105	36	8
00-237-1861	.135	36	8

CARBON SILICON STEEL SHEETS. Hot rolled. For use in marine boilers and other pressure vessels where fusion welding, flanging or forming is required.

	Thk./In.	W./In.	Lg/Ft
00-230-6615	.125	48	10
00-230-6616	.188	48	10

LOW CARBON STEEL SHEETS. Hot rolled with mill edges and intended for general fabrication

COMMERCIAL QUALITY. Suitable for many

CLASS 9515

applications where the presence of oxide and normal surface defects are not objectionable. Not recommended for exposed parts where finish is a prime requirement.

HOT ROLLED. Commercial quality. Suitable for many applications where the presence of oxide and normal surface defects are not objectionable. Not recommended for exposed parts where finish is a prime requirement.

As rolled finish.

	Thk/In.	W/In.	Lg/Ft
00-184-8473	.050	36	10
00-243-4638	.060	48	12
00-640-4201	.063	36	10-12
00-237-1885	.075	36	8
00-237-1889	.105	36	8
00-237-1890	.105	48	8
00-237-1892	.105	60	12
00-184-8468	.093	36	10
00-230-6660	.105	48	10
00-230-6661	.120	48	8
00-184-8467	.125	36	10
00-237-5407	.125	36	17
00-237-5408	.125	42	17
00-237-5409	.125	48	8
00-237-5410	.125	48	10-12
00-237-5411	.125	60	12
00-237-5412	.125	48	17
00-237-5413	.125	60	17
00-237-5414	.156	48	17
00-237-5415	.156	60	17
00-237-5416	.188	48	21
00-237-5417	.188	48	10-12
00-596-1956	.135	36	8
00-640-4203	.112	36	10
00-640-4204	.160	36	10
00-640-4205	.190	36	10
00-640-4949	.164	30	8

PICKLED AND OILED FINISH.

	Thk/In.	W/In.	Lg/Ft
00-267-1182	.048	48	8
00-237-1844	.060	48	8
00-237-1845	.075	48	8
00-267-0933	.090	48	8
00-267-0934	.105	48	8
00-237-1834	.120	48	8
00-267-1183	.135	48	8

COLLED ROLLED, DULL MATTE AND OILED FINISH

	Thk/In.	W/In.	Lg/Ft
00-822-2249	.048	48	10
00-243-4639	.060	60	10
00-237-1886	.075	48	8
00-237-1887	.075	48	12

ZINC COATED CARBON STEEL SHEETS. Hot dipped with sheared edges.

MODERATELY HEAVY ZINC COATED. Intended for use where relatively long life is required.

	Thk/In.	W/In.	Lg/Ft
00-230-6676	.123	36	12
00-230-6675	.123	48	17
00-230-6678	.123	60	12
00-230-6679	.123	60	17

ORNIARY ZINC COATED. Intended for general utility use. Class D

	Thk/In.	W/In.	Lg/Ft
00-230-6672	.138	48	8
00-230-6673	.138	48	12
00-230-6694	.138	36	8
00-230-6695	.019	36	8
00-529-7828	.022	36	8
00-267-1201	.022	48	8
00-230-6697	.028	20	7.5
00-230-6698	.028	36	8
00-236-5495	.028	48	8
00-230-6699	.028	48	10
00-230-6702	.034	36	8
00-236-5491	.040	36	8
00-236-5496	.039	48	8
00-230-6703	.034	48	10
00-230-6705	.040	48	12
00-230-6706	.052	36	8
00-230-6708	.052	48	10
00-230-6709	.052	48	12
00-230-6710	.064	36	8
00-230-6712	.064	48	8
00-230-6713	.064	48	12
00-230-6715	.079	36	8
00-230-6717	.079	48	12
00-230-6718	.108	36	8
00-230-6719	.108	42	10
00-230-6720	.108	48	12
00-230-6721	.168	36	
00-230-6693	.123	36	8

CORROSION RESISTING STEEL

AIRCRAFT QUALITY. Cold rolled, 18-8 Steel sheets. Intended for use in the fabrication of the structural parts of aircraft where a corrosion resisting steel is required but where gas or arc welding and elevated temperatures are not a factor involved.

COMPOSITION 301

Annealed, bright finish.

	Thk/In.	W/In.	Lg/Ft
00-203-5899	.016	36	10
00-231-8600	.025	36	10
00-231-8601	.031	36	10
00-231-8602	.037	36	10
00-231-8604	.050	36	10
00-231-8609	.031	24	8
00-231-8605	.063	36	10
00-231-8606	.090	36	10
00-231-8632	.020	36	10
00-234-7947	.010	24	8
00-234-7949	.020	24	8
00-234-7953	.063	24	
00-238-8619	.125	36	10

COMPOSITION 301 1/4 Hard Bright Finish.

	Thk/In.	W/In.	Lg/Ft
00-231-8624	.010	36	8
00-203-1893	.016	36	10
00-237-1922	.022	36	10
00-184-8815	.025	24	8
00-231-8617	.025	36	10
00-231-8618	.032	36	10
00-231-8619	.036	36	10
00-630-3837	.045	36	10
00-555-8179	.050	36	10
00-231-8623	.063	36	10

	Thk/In.	W/In.	Lg/Ft
00-235-7607	.063	48	10
00-995-0725	.080	36	10
00-237-1918	.094	36	10
00-231-8626	.112	36	10
00-237-1919	.125	36	10

COMPOSITION 301 1/2 Hard, bright finish.

	Thk/In.	W/In.	Lg/Ft
00-529-0433	.005	24	59
00-184-8819	.010	24	8
00-232-7786	.016	36	10
00-184-8821	.018	24	8
00-237-1920	.019	36	10
00-618-6952	.020	36	10
00-184-8822	.025	24	8
00-235-7608	.025	36	10
00-235-7609	.031	36	10
00-235-7610	.036	36	10
00-596-1727	.040	36	10
00-529-0435	.042	24	8
00-720-0570	.045	36	10
00-184-8825	.050	24	8
00-237-1910	.050	36	10
00-237-1911	.063	36	10
00-684-4561	.090	36	10
00-684-4566	.100	48	12
00-235-7613	.125	36	10

COMPOSITION 301 Hard Bright Finish

	Thk/In.	W/In.	Lg/Ft
00-529-0440	.005	24	8
00-630-3839	.012	36	10
00-640-4206	.016	36	10
00-184-8828	.018	24	8
00-184-8829	.025	24	8
00-237-1917	.025	36	10
00-231-8636	.032	36	10
00-240-8923	.044	36	10
00-240-8921	.063	36	10

COMPOSITION 301

Annealed, Bright Finish.

	Thk/In.	W/In.	Lg/Ft
00-995-0738	.080	36	10

COMPOSITION 302 Annealed Bright Finish

	Thk/In.	W/In.	Lg/Ft
00-618-7736	.012	36	10
00-804-6284	.025	36	10

COMPOSITION 302 1/4 Hard Descaled Finish

	Thk/In.	W/In.	Lg/Ft
00-630-3841	.063	36	10

COMPOSITION 316 Annealed Bright Finish

	Thk/In.	W/In.	Lg/Ft
00-529-8911	.063	48	10

CORROSION RESISTING STEEL SHEETS.

Cold rolled annealed of shipboard quality

CLASS 302. Intended primarily for special structural applications and where welding is limited to spot welding or similar methods.

CLASS 9515

BRIGHT FINISH

	Thk/In.	W/In.	Lg/Ft
00-826-1620	.041	48	12
00-826-0768	.063	48	12

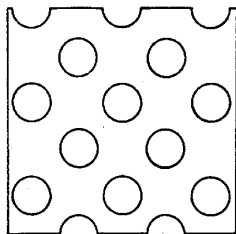
DULL FINISH

	Thk/In.	W/In.	Lg/Ft
00-824-9690	.016	36	8
00-826-1621	.056	48	12

CLASS 304. Intended primarily for use in applications where welding is necessary and where exposure to most everely corrosive media is involved.

DULL FINISH

	Thk/In.	W/In.	Lg/Ft
00-204-4538	.016	36	10
00-204-4536	.019	36	10
00-204-4539	.019	48	8
00-204-4558	.025	36	8
00-204-4534	.031	36	8
00-204-4535	.031	36	10
00-204-4556	.031	54	10
00-204-4530	.038	36	10
00-204-4531	.038	48	10
00-204-4555	.078	36	10
00-204-4527	.094	36	10
00-204-4522	.141	36	10
00-204-4633	.141	48	10
00-204-4523	.156	36	10
00-684-4696	.025	36	15
00-204-4533	.038	36	8
00-204-4528	.050	36	10
00-204-4529	.063	36	10
00-204-4526	.063	48	10
00-204-4524	.109	36	10
00-204-4525	.125	36	10
00-204-4553	.125	48	10



	Thk/In.	W/In.	Lg/Ft
00-069-5960	.062	36	6

Polished finish overall.

	Thk/In.	W/In.	Lg/Ft
00-204-4590	.038	36	10
00-204-4591*	.031	36	8
00-204-4592	.031	48	10
00-204-4589	.038	36	8
00-204-4587	.038	48	10
00-204-4588	.050	36	10
00-204-4585	.050	48	10
00-204-4586	.063	36	8
00-204-4583	.063	48	10
00-204-4584	.078	36	10
00-204-4581	.078	48	10
00-204-4582	.109	36	8

	Thk/In.	W/In.	Lg/Ft
00-204-4580	.109	48	10
* Hot finish			

POLISHED FINISH ONE SIDE

	Thk/In.	W/In.	Lg/Ft
01-086-8678	.125	36	8

POLISHED FINISH AD TAMPICO BRUSHED ONE SIDE.

	Thk/In.	W/In.	Lg/Ft
00-204-4614	.038	36	8
00-204-4615	.050	36	8
00-204-4612	.063	48	10
00-204-4613	.078	36	10
00-204-4611	.109	48	10

CLASS 310. Intended for use in the highest temperature applications requiring high temperature strength and superior resistance to oxidation.

DULL FINISH

	Thk/In.	W/In.	Lg/Ft
00-204-4616	.031	45	8
00-204-4617	.125	36	8

CLASS 316L. Dull finish. Intended for use in such parts as smoke stacks subjected to corrosion by sea water and most combustion gases and where greater resistance to pitting corrosion is desired.

DULL FINISH

	Thk/In.	W/In.	Lg/Ft
00-204-4626	.063	36	10
00-204-4594	.125	36	10
00-204-4595	.125	48	8
00-204-4593	.125	48	10

CLASS 410. Intended for structural parts in applications where corrosive conditons are not of primary consideration

DULL FINISH

	Thk/In.	W/In.	Lg/Ft
00-541-8800	.020	24	8
00-541-8801	.025	24	8
00-541-8802	.032	24	8
00-541-8803	.036	24	8
00-541-8804	.050	24	8
00-541-8805	.063	24	8
00-529-0445	.063	36	10
00-541-8806	.090	24	8
00-541-8807	.125	24	8

CLASS 430. Intended for use in applications where resistance to corrosion superior to that of class 410 is required, where the extreme ductility and formability of class 304 is not necessary and where welding is limited to those applications which are not subject to shock or bending stress.

HOT ROLLED, ANEALED, POLISHED FINISH OVERALL.

	Thk/In.	W/In.	Lg/Ft
00-204-4607	.031	36	8

	Thk/In.	W/In.	Lg/Ft
00-204-4608	.031	48	10
00-204-4606	.038	36	10
00-204-4601	.050	48	10
00-204-4602	.063	36	8
00-204-4599	.063	48	10
00-204-4597	.078	48	10
00-204-4598	.109	36	8

CHEMICALLY STABILIZED CORROSION AND HEAT RESISTANT STEEL SHEETS. Cold rolled annealed of shipboard quality. Intended for use in the manufacturing of exhaust stacks, ring collectors and similar applications where a weldable corrosion and heat resistant steel is required.

DULL FINISH

COMPOSITION CB COLUMBIUM STABILIZED

	Thk/In.	W/In.	Lg/Ft
00-580-6557	.063	36	10

CLASS 430. Intended for use in applications where resistance to corrosion superior to that of Class 410 is required, where the extreme ductility and formability of Class 304 is not necessary and where welding is limited to those applications which are not subject to shock or bending stress.

CHEMICALLY STABILIZED STEEL

(CORROSION and HEAT RESISTANT)

SHIPBOARD QUALITY

COLD ROLLED

Intended for use in the manufacturing of exhaust stacks, ring collectors and similar applications where a weldable corrosion and heat resistant Steel is required.

COMPOSITION COLUMBIUM TANTALUM STABILIZED.

DULL FINISH

	Thk/In.	W/In.	Lg/Ft
00-237-1906	.025	36	10

COMPOSITION TI TITANIUM STABILIZED.

DULL FINISH

	Thk/In.	W/In.	Lg/Ft
00-640-4235	.010	24	8
00-267-1428	.012	24	8
00-618-7726	.012	36	10
00-203-5901	.016	24	8
00-720-0577	.016	36	10
00-640-4236	.018	24	8
00-184-8843	.025	24	8
00-683-9282	.025	48	10
00-203-5903	.032	24	8
00-684-6164	.032	36	10
00-683-9287	.032	24	8
00-204-0230	.036	24	8
00-555-3580	.036	36	10
00-618-7727	.040	36	10

CLASS 9515

	Thk/In.	W/In.	Lg/Ft
00-683-9281	.040	48	12
00-184-8847	.050	24	8
00-618-7542	.050	36	10
00-618-7724	.062	36	10
00-203-5900	.063	24	8
00-203-5902	.071	24	8
00-720-0575	.080	36	10
00-684-6069	.090	36	10
00-640-4640	.093	24	8
00-184-8874	.125	24	8
00-683-9280	.125	36	10
00-618-7543	.160	36	10

PRECIPITATION HARDENING (17-7 PH) CORROSION RESISTANT STEEL SHEETS. Cold rolled annealed condition. Intended for use in the fabrication of high-strength structural parts which require a weldable corrosion-resistant steel and which are exposed to elevated temperatures.

DULL FINISH

	Thk/In.	W/In.	Lg/Ft
00-833-2374	.010	36	10
00-815-6435	.025	36	10
00-596-1765	.032	36	10
00-288-6163	.036	36	12
00-596-1764	.040	36	10
00-596-1763	.050	36	10
00-815-6434	.071	36	10
01-051-7024	.080	36	10
00-596-1761	.125	36	10

TYPE-1. Edges Turned In Opposite Directions. Intended as roofing for use on temporary military buildings and other structures.

	Thk/In.	W/In.	Lg/Ft
00-240-6466	.0152	7.500	8

ZINC COATED CORRUGATED STEEL SHEETS. Type-2, hot rolled, hot dipped. 2-2/3 inches center to center of corrugations. 1/2 inch depth of corrugations.

MODERATELY HEAVY COATED SHEETS. Intended for use where relatively long life is required.

ROOFING SHEETS. Edges Turned In Opposite Directions.

	Thk/In.	W/In.	Lg/Ft
00-240-6502	.031	27.500	12
00-240-6503	.046	27.500	8
00-240-6504	.060	27.500	12

ORDINARY COATED SHEETS. INTENDED FOR GENERAL USE.

SIDING SHEETS. Edges Turned In Same Direction.

	Thk/In.	W/In.	Lg/Ft
00-244-0968	.025	26	9
00-244-0969	.025	26	10

ROOFING SHEETS. Edges Turned In Opposite Directions.

	Thk/In.	W/In.	Lg/Ft
00-240-6500	.025	27.500	6
00-240-6501	.025	27.500	8
00-244-0972	.025	27.500	9
00-528-8772	.028	27.500	8.667

SHIM STOCK, LAMINATED

SURFACE BONDED TYPE. Laminations are 0.002 inches thick. Intended for use in alignment and adjusting fits of component parts by peeling of the required laminations. CAUTION, excessive thickness may cause loss of bolt preload.

CORROSION RESISTING STEEL 302.

	Thk/In.	W/In.	Lg/Ft
00-580-5468	.032	20	4
00-580-5467	.062	20	4

LOW CARBON STEEL

	Thk/In.	W/In.	Lg/Ft
00-618-3589	.010	8	4
00-243-1872	.032	6	3
00-243-1848	.062	6	3

STRIP, METAL

CHROME-MOLYBDENUM ALLOY 4130 STEEL STRIPS

AIRCRAFT QUALITY. Intended for applications requiring moderate mechanical properties in which welding may be required.

COLD ROLLED ANNEALED CONDITION A.

	Thk/In.	W/In.	Lg/Ft
00-541-8894	.063	1	10-12
00-528-4996	.063	2	8-16
00-529-7306	.125	.500	6-20
00-517-4275	.125	1	8-16
00-528-7514	.125	1.500	8-16
00-529-7308	.125	2	6-20
00-528-4997	.125	2.500	8-16
00-683-9112	.125	3	6-20
00-528-7513	.188	.750	8-16
00-528-7511	.188	1	8-16
00-528-4575	.188	1.250	8-16
00-528-7506	.188	2	8-16
00-528-7525	.188	2.500	8-16
00-529-7312	.188	3	6-20

HOT ROLLED ANNEALED DESCALED CONDITION A.

	Thk/In.	W/In.	Lg/Ft
00-184-8808	.062	18	6
00-891-9761	.093	18	6
00-184-8811	.125	18	6

HOT ROLLED NORMALIZED DESCALED CONDITION N.

	Thk/In.	W/In.	Lg/Ft
00-683-9294	.063	18	6
00-580-6551	.071	18	6
00-683-9278	.080	16	6
00-683-9274	.090	18	6
00-267-1439	.125	18	6

	Thk/In.	W/In.	Lg/Ft
00-151-5134	.160	18	6

CARBON ALLOY STEEL

AIRCRAFT QUALITY

COMPOSITION 1095. Cold rolled, Steel strips. Intended for use in the manufacture of flat springs which are to be heat treated after forming.

COLD ROLLED SPHEROIDIZED ANNEALED.

	Thk/In.	W/In.	Lg/Ft
00-237-1936	.010	6	6-8
00-245-8171	.012	6	6-8
00-232-5908	.016	6	6-8
00-240-8916	.020	6	6-8
00-232-5910	.022	6	6-8
00-232-5913	.025	6	6-8
00-232-5916	.032	6	6-8
00-232-5914	.035	6	6-8
00-232-5917	.042	6	6-8
00-232-5916	.050	6	6-8
00-184-8869	.063	6	6-8
00-240-8917	.078	6	6-8
00-240-8915	.095	6	6-8
00-235-7590	.125	6	6-8

CARBON-VANDADIUM W2-09 OR W2-10 STEEL STRIPS. Hot rolled spheroidized annealed. Intended for use in dies, implements, small tools, etc. Grade C.

	Thk/In.	W/In.	Lg/Ft
00-541-9638	.125	1	3
00-541-9641	.188	1	3

LOW CARBON COMPOSITION 1020 OR 1025 STEEL STRIPS. Aircraft quality. Intended for use in the manufacture of aircraft fittings and miscellaneous parts. It is NOT suitable for deep forming or cupping operations.

COLD ROLLED ANNEALED

	Thk/In.	W/In.	Lg/Ft
00-233-3739	.025	18	6-10
00-232-7804	.063	18	6-10
00-232-7799	.094	18	6-10
00-235-7601	.125	18	6-10
00-235-7603	.188	18	6-10

LOW CARBON STEEL STRIPS. Cold rolled general purpose.

HARD TEMPER DULL FINISH.

	Thk/In.	W/In.	Lg/Ft
00-596-1748	.004	6	8.333

SKIN-PASSED TEMPER BRIGHT FINISH.

	Thk/In.	W/In.	Lg/Ft
00-237-1866	.010	.500	8-16
00-529-8914	.125	.250	8-16
00-516-5743	.125	.750	8-16
00-516-5744	.125	1	8-16
00-541-9943	.125	1	8-14
00-516-5745	.125	1.250	10-14
00-516-5746	.125	1.500	8-16
00-529-8913	.125	1.750	8-16

CLASS 9515

	Thk/In.	W/In.	Lg/Ft
00-516-5747	.125	2	8-16
00-516-5752	.188	.750	8-16
00-516-5753	.188	1	8-16
00-516-5754	.188	1.250	8-16
00-516-5755	.188	1.500	8-16
00-516-5757	.188	2	8-16
00-516-5759	.188	3	8-16

DEAD SOFT TEMPER DULL FINISH

	Thk/In.	W/In.	Lg/Ft
00-232-7798	.063	10	10-12

LOW CARBON, ALLOY STEEL STRIPS. Hot rolled general purpose. Commercial quality with mill edge.

AS ROLLED FINISH CONDITION AR.

GENERAL PURPOSE. Low Carbon Steel strips. Commercial quality.

HOT ROLLED

Mill edge, rolled finish.

	Thk/In.	W/In.	Lg/Ft
00-204-3974	.125	1.000	10-12
00-204-3977	.125	1.250	10-12
00-204-3976	.125	1.500	10-12
00-204-3978	.125	2.000	10-12
00-204-3990	.063	.625	10-12
00-204-3992	.063	.750	10-12
00-204-3970	.094	.625	10-12
00-204-3984	.094	.750	10-12
00-204-3971	.125	.500	10-12
00-204-3973	.125	.625	10-12
R00-204-3972	.125	.750	10-12
00-204-3975	.125	.875	10-12
00-554-0891	.125	1	18-22
00-204-3969	.125	1.750	10-12
00-204-3979	.125	2.500	10-12
00-204-3980	.125	3	10-12
00-204-3989	.125	4	10-12
00-204-3996	.188	.500	10-12
00-204-3994	.188	.750	10-12
00-204-3963	.188	2.500	10-12
00-204-3964	.188	3	10-12
00-204-3965	.188	3.500	10-12
00-204-3967	.188	5	10-12
00-204-3968	.188	6	10-12
00-204-3993	.188	1.000	10-12
00-204-3995	.188	1.250	10-12
00-204-3991	.188	1.500	10-12

	Thk/In.	W/In.	Lg/Ft
00-204-3962	.188	2.000	10-12
00-204-3966	.188	4.000	10-12

PICKLED FINISH CONDITION P.

	Thk/In.	W/In.	Lg/Ft
00-203-2064	.125	1	10-12

LOW MANGANESE ALLOY STEEL STRIPS. Hot rolled oil hardening. Cold worked tool steels. Material has very good non-deforming properties and is easily machined and hardened with a good depth of hardness. Intended primarily for manufacture of tools. Class 1.

	Thk/In.	W/In.	Lg/Ft
00-203-5680	.125	3	5-14
00-203-5679	.188	1	5-14
00-203-5678	.188	3.500	5-14

ZINC COATED CARBON STEEL STRIP. Cold rolled general purpose. Electroplated or hot dipped ordinary zinc coated. Class D, Type 1.

	Thk/In.	W/In.	Lg/Ft
00-224-6633	.010	1-11/16	9.167
00-229-9378	.125	.625	10-12
00-229-9379	.125	.750	10-12
00-229-9381	.125	1	10-12
00-229-9382	.125	1.500	10-12
00-229-9383	.125	2	10-12
00-229-9384	.125	4	10-12
00-229-9386	.188	.750	10-12
00-229-9388	.188	1	10-12
00-229-9389	.188	1.250	10-12
00-229-9390	.188	1.500	10-12
00-229-9392	.188	2	10-12
00-229-9393	.188	2.500	10-12

CORROSION RESISTING 18-8 STEEL STRIP. Cold rolled aircraft quality. Intended for use in the fabrication of the structural parts of aircraft where a corrosion resistant steel is required but where gas or arc welding and elevated temperatures are not involved.

COMPOSITION 301 1/4 Hard Temper Bright Finish.

	Thk/In.	W/In.	Lg/Ft
00-231-8614	.010	18	6

COMPOSITION 301 1/2 Hard Temper Bright Finish.

	Thk/In.	W/In.	Lg/Ft
00-267-0921	.010	18	6
00-596-1726	.006	18	12
00-596-1760	.008	6	10
00-232-7785	.010	18	6
00-580-5476	.063	18	6

COMPOSITION 301 Hard Temper Bright Finish.

CORROSION RESISTING STEEL

	Thk/In.	W/In.	Lg/Ft
00-267-0928	.008	18	6

COMPOSITION 302 1/4 Hard Temper Bright Finish

	Thk/In.	W/In.	Lg/Ft
00-580-5506	.063	18	6

CORROSION RESISTING STEEL STRIP. Cold rolled annealed of shipboard quality with a pickled finish. Intended for use where exposure to most severely corrosive media is involved. Class 304.

GENERAL PURPOSE

Corrosion resistant, cold rolled, Steel strips.

	Thk/In.	W/In.	Lg/Ft
01-023-2028	.010	6	4.166
01-023-2027	.015	6	4.166

Spring temper, bright finish.

	Thk/In.	W/In.	Lg/Ft
00-130-3534	.003	6	4.160

SHIPBOARD QUALITY

CLASS 304 Rolled. Intended for use where exposure to most severely corrosive media is involved.

Annealed, pickled finish.

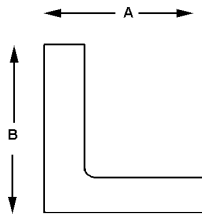
	Thk/In.	W/In.	Lg/Ft
00-204-4542	.005	6	235
00-204-4540	.125	1.250	10
00-204-4543	.125	1.00	10
00-204-4541	.125	1.50	10

CLASS 9520 STRUCTURAL SHAPES

NOTE: As non-plastic alternatives to plastic items currently in use are identified, information will be provided through shopping advisory messages and the Afloat Shopping Guide. To help you shop more "wisely", items recommended for shipboard use will be annotated with "NP" by the National Item Identification Number.

ANGLE, STRUCTURAL

Carbon STEEL, structural quality. General purpose use. Legs are of equal thickness. The overall lengths are 20-30 feet except as noted.



	Leg A/in.	Leg B/in.	Thk/in.
00-203-1804	5	3	.500
00-954-5659‡	5	3.500	.312
00-954-5660‡	5	5	.375
00-277-4970‡	5	5	.500
00-288-6074‡	6	4	.375
00-288-6073‡	6	4	.500
00-954-5661	6	6	.375
00-954-5662‡	6	6	.500
00-954-5663	8	8	.500

* 18-22 feet overall length
 † 16-21 feet overall length
 ‡ 30-40 feet overall length

UNCOATED

	Leg A/in.	Leg B/in.	Thk/in.
00-277-5982	.625	.625	.125
00-277-5983	.750	.750	.125
00-277-5985	1	.625	.125
00-288-1112*	1	1	.250
00-277-5986	1	1	.125
00-277-5987	1	1	.188
00-277-5988	1.250	1.250	.125
00-277-4900	1.250	1.250	.188
00-277-4901	1.250	1.250	.250
00-277-4902	1.500	1.500	.125
00-277-4903	1.500	1.500	.188
00-814-5361	1.500	1.500	.250
00-277-4905	1.750	1.750	.125
00-277-4906	1.750	1.750	.188
00-277-4907	1.750	1.750	.250
00-596-1855†	2	1.500	.188
00-277-4910	2	1.500	.250
00-289-7013*	2	2	.188
00-277-4911	2	2	.125
00-277-4913	2	2	.250
00-289-7011*	2	2	.312
00-277-4914	2.500	1.500	.188
00-277-4915	2.500	1.500	.250
00-277-4917	2.500	2	.250
00-277-4920	2.500	2.500	.250
00-277-4919	2.500	2.500	.188
00-277-4921	2.500	2.500	.312
00-277-4938	2.500	2.500	.375
00-277-4939‡	3	2	.188
00-277-4940‡	3	2	.250
00-277-4942‡	3	2	.375
00-954-5664‡	3	2.500	.250
00-954-5665‡	3	2.500	.312
00-954-5666‡	3	3	.250
00-954-5646‡	3	3	.188
00-954-5649‡	3.500	3.500	.250
00-954-5651	4	3	.250
00-954-5652‡	4	3	.375
00-954-5654‡	4	4	.250
00-954-5656‡	4	4	.375
00-954-5657‡	4	4	.500
00-954-5658‡	5	3	.250

ZINC COATED

	Leg A/in.	Leg B/in.	Thk/in.
00-277-4925*	1	1	.125
00-277-4934	1.500	1.500	.250
00-277-4936	2	2	.250

* 18-22 feet overall length

Carbon High Tensile STEEL, hull grade. For use in shipbuilding and structural fabrication where welding is intended. The overall lengths are 30-40 feet except as noted.

UNCOATED

	Leg A/in.	Leg B/in.	Thk/in.
00-277-7310	3	3	.375
01-023-9272*	4	4	.250
00-277-7312	4	4	.375
00-277-7314	5	5	.500

* 20-30 feet overall length

ZINC COATED

	Leg A/in.	Leg B/in.	Thk/in.
00-277-7317*	1.500	1.500	.188
00-277-7318*	2	2	.188
00-277-7322	3	3	.312

* 20-30 feet overall length

CARBON STEEL, Medium

UNCOATED

	Leg A/in.	Leg B/in.	Thk/in.
00-277-4912*	2	2	.188
01-284-5303†	2	2	.250
00-277-4916*	2.500	2	3/16
01-272-1473	2.500	2.500	.250
00-277-7308†	3	2	.250
01-023-9271	3	3	.188
00-277-4947	3	3	.312
00-277-4948	3	3	.375

CLASS 9520

	Leg A/In.	Leg B/In.	Thk/In.
00-277-4949	3	3	.500
00-277-4950	3.500	2.500	.250
00-277-4951	3.500	2.500	.375
00-277-4954	3.500	3.500	.312
00-277-4955	3.500	3.500	.375
00-277-4958	4	3	.312
01-272-4900	4	3	.375
01-023-9272	4	4	.250
00-277-4963	4	4	.312
00-277-4967	5	3.600	.375
01-286-8056	6	3.500	.375
01-285-1740	6	4	.500
00-277-4973	6	4	.625
00-277-4982	8	4	.500
00-277-4984	8	8	.750

* 20-30 feet overall length

† 10-12 feet overall length

Corrosion Resisting Steel, shipboard quality. Used where resistance to a very corrosive media is required and welding is limited to spot welding, unless followed by annealing. Composition 304. Annealed with pickled finish. The overall lengths are 10 to 12 feet except as noted.

	Leg A/In.	Leg B/In.	Thk/In.
00-596-1857	.750	.750	.125
00-277-4985	4	4	.375
00-277-4986	1.250	1.250	.188
00-277-4987	1.500	1.500	.125
*00-277-4988	1.500	1.500	.188
00-277-4989	2	2	.188
00-277-4991	2.500	2.500	.250

* 20 to 30 feet overall length

HULL GRADE. For use in shipbuilding and structural fabrication where welding is intended.

Legs are of equal thickness. The tabulated dimensions are leg lengths and leg thicknesses. The overall lengths are 30 to 40 feet except as noted.

	Leg A/In.	Leg B/In.	Thk/In.
00-277-4976	6	6	.625
00-277-4977	6	6	.750
00-277-4978	7	7	.375
00-277-4981	8	4	.437
00-277-7308	3	2	.250

HIGH TENSILE STEEL UNCOATED

	Leg A/In.	Leg B/In.	Thk/In.
00-277-7310	3	3	.375
00-277-7312	4	4	.375
00-277-7314	5	5	.500

	Leg A/In.	Leg B/In.	Thk/In.
*00-277-7317	1.500	1.500	.187
*00-277-7318	2	2	.187
*00-277-7319	2.500	2	.187
00-277-7322	3	3	.312

* 20-30 feet overall length

GENERAL PURPOSE

CARBON STEEL, STRUCTURAL QUALITY. Legs are of equal thickness. The tabulated dimensions are leg lengths and leg thicknesses. The overall lengths are 20 to 30 feet except as noted.

UNCOATED

	Leg A/In.	Leg B/In.	Thk/In.
*00-277-4922	.625	.625	.125
*00-277-4927	2.500	2.500	.250

	Leg A/In.	Leg B/In.	Thk/In.
*00-277-4929	3	3	.250
*00-954-5653	4	3.500	.312

* 30-40 feet overall length

STEEL 90.0 degree left inside angle. 16.200 pounds per linear foot. per unit measure. Height, width, left side flange thickness and base flange thickness in inches.

	O/A H	O/A W	L/Side Flg/Thk	Base Flg/Thk
01-280-7025	2.000	3.000	0.1875	0.1875

STEEL ROLLED. Height, width, left side flange thickness and base flange thickness in inches.

	O/A H	O/A W	L/Side Flg/Thk	Base Flg/Thk
01-323-5653	4.000	6.000	0.500	0.500

STEEL ROLLED. First tip 1 square end style. Second tip relationship to first tip is identical. Basic shape E1 angle. 90.0 degree left inside angle. 3.500 foot nominal length. Height, width, left side flange thickness and base flange thickness in inches.

	O/A H	O/A W	L/Side Flg/Thk	Base Flg/Thk
01-248-7904	2.500	3.500	0.438	0.438

STEEL, Grade AH36. Height, width, left side flange thickness and base flange thickness in inches.

	O/A H	O/A W	L/Side Flg/Thk	Base Flg/Thk
01-274-4558	4.500	6.000	0.625	0.625
01-274-4557	3.500	4.500	0.625	0.625
01-276-3458	3.000	3.000	0.250	0.250
01-278-4047	3.000	5.000	0.250	0.250
01-320-8248	3.500	6.000	0.250	0.250
01-272-4899	3.500	5.000	0.3125	0.3125
01-274-4554	2.000	2.000	0.375	0.375
01-273-4641	3.000	5.000	0.375	0.375
01-273-4642	4.000	7.000	0.375	0.375

STEEL, Grade AH36. Fabrication extruded. Normalized heat treatment. 90.0 degree left inside angle. First tip 1 square end, second tip relationship to first tip identical. 6.667 foot nominal length. Height, width, left side flange thickness and base flange thickness in inches.

	O/A H	O/A W	L/Side Flg/Thk	Base Flg/Thk
01-269-7398	2.500	3.500	0.250	0.250

STEEL, Grade AH36. Fabrication extruded. 90.0 degree left inside angle. First tip 1 square end, second tip relationship to first tip identical. 6.667 foot nominal length. Height, width, left side flange thickness and base flange thickness in inches.

	O/A H	O/A W	L/Side Flg/Thk	Base Flg/Thk
01-269-4197	2.500	3.500	0.250	0.250

STEEL, Grade AH36. Fabrication rolled. 90.0 degree nominal left inside angle. First tip 1 square end, second tip relationship to first tip identical. Height, width, left side flange thickness and base flange thickness in inches. Basic shape E1 angle.

	O/A H	O/A W	L/Side Flg/Thk	Base Flg/Thk	Lg/Ft
01-246-0670	5.000	5.000	0.625	0.625	15.500
01-269-4199	3.500	4.000	0.625	0.625	13.833
01-246-0671	3.000	4.500	0.625	0.625	11.000
01-255-9587	4.000	9.000	0.500	0.500	5.000
01-283-8521	3.000	3.000	0.250	0.250	11.000

STEEL, Grade AH36. Fabrication rolled. 90.0 degree nominal left inside angle. Height, width, left side flange thickness and base flange thickness in inches. Basic shape E2 angle.

	O/A H	O/A W	L/Side Flg/Thk	Base Flg/Thk	Lg/Ft
01-343-3281	3.000	4.000	0.250	0.250	—
01-284-5301	3.500	5.000	0.3125	0.3125	11.000

STEEL, Grade AH36. Fabrication rolled. 90.0 degree nominal left inside angle. Height, width, left side flange thickness and base flange thickness in inches. Basic shape E1 angle. First tip 1 square end, second tip relationship to first tip identical.

	O/A H	O/A W	L/Side Flg/Thk	Base Flg/Thk	Lg/Ft
01-269-4198	4.000	4.000	0.250	0.250	30.000
01-246-0672	4.000	6.000	0.500	0.500	1.417

STEEL, Grade AH36. Fabrication rolled. 90.0 degree nominal left inside angle. Height, width, left side flange thickness and base flange thickness in inches. Basic shape E2 angle.

	O/A H	O/A W	L/Side Flg/Thk	Base Flg/Thk
01-326-0078	3.000	5.000	0.375	0.375

STEEL, Grade AH36. Fabrication rolled. 90.0 degree nominal left inside angle. Height, width, left side flange thickness and base flange thickness in inches. Basic shape E2 angle.

	O/A H	O/A W	L/Side Flg/Thk	Base Flg/Thk	Lg/Ft
01-284-4821	4.000	6.000	0.375	0.375	—
01-285-1741	4.000	7.000	0.375	0.375	11.000

STEEL, Grade AH36. Fabrication rolled. Height, width, left side flange thickness and base flange thickness in inches.

	O/A H	O/A W	L/Side Flg/Thk	Base Flg/Thk
01-266-5085	3.000	4.000	0.437	0.437

STEEL, Grade AH36. Fabrication hot rolled. 90.0 degree nominal left inside angle. Height, width, left side flange thickness and base flange thickness in inches. Basic shape E2 angle. First tip 2 right quarter radius, second tip relationship to first tip not identical. Second tip 3 left quarter radius.

	O/A H	O/A W	L/Side Flg/Thk	Base Flg/Thk	Lg/Ft
01-247-0623	6.000	8.000	0.500	0.500	9.000

STEEL, Grade AH36. Fabrication hot rolled. 90.0 degree nominal left inside angle. Height, width, left side flange thickness and base flange thickness in inches. Basic shape E2 angle. First tip 1 square end, second tip relationship to first tip identical.

	O/A H	O/A W	L/Side Flg/Thk	Base Flg/Thk	Lg/Ft
01-244-7698	3.000	3.500	0.250	0.250	11.000

STEEL, Grade AH36. Fabrication hot rolled. 90.0 degree nominal left inside angle. Height, width, left side flange thickness and base flange thickness in inches. Basic shape E2 angle. First tip 2 right quarter radius, second tip relationship to first tip not identical. Second tip 4 upper radius

	O/A H	O/A W	L/Side Flg/Thk	Base Flg/Thk	Lg/Ft
01-025-1382	5.000	5.000	0.312	0.312	25.000

STEEL, Grade AH36U. Height, width, left side flange thickness and base flange thickness in inches.

	O/A H	O/A W	L/Side Flg/Thk	Base Flg/Thk
01-274-6197	2.000	2.000	0.250	0.250
01-276-3459	2.000	3.000	0.375	0.375
01-277-3283	4.000	4.000	0.625	0.625

STEEL, Grade AH36U. Fabrication extruded. 90.0 degree nominal left inside angle. Height, width, left side flange thickness and base flange thickness in inches. Basic shape E1 angle. First tip 1 square end, second tip relationship to first tip identical. Coating 2.000 ounces per square foot. Unit measure weight 2.750 pounds per linear foot.

	O/A H	O/A W	L/Side Flg/Thk	Base Flg/Thk	Lg/Ft
01-277-7319	2.000	2.000	0.188	0.188	25.000

STEEL, Grade AH36U. Fabrication rolled. 90.0 degree nominal left inside angle. Height, width, left side flange thickness and base flange thickness in inches. Basic shape E2 angle. First tip 1 square end, second tip relationship to first tip identical

	O/A H	O/A W	L/Side Flg/Thk	Base Flg/Thk	Lg/Ft
01-284-5302	2.000	2.000	0.375	0.375	11.000

STEEL, Grade AH36U. Fabrication rolled. 90.0 degree nominal left inside angle. Height, width, left side flange thickness and base flange thickness in inches. Basic shape E2 angle.

	O/A H	O/A W	L/Side Flg/Thk	Base Flg/Thk	Lg/Ft
01-282-9304	3.500	4.000	0.625	0.625	11.000

STEEL, Grade AH36U. Fabrication rolled. 90.0 degree nominal left inside angle. Height, width, left side flange thickness and base flange thickness in inches. Basic shape E2 angle. First tip 1 square end, second tip relationship to first tip identical.

	O/A H	O/A W	L/Side Flg/Thk	Base Flg/Thk	Lg/Ft
01-284-5304	34.000	4.000	0.625	0.625	11.000

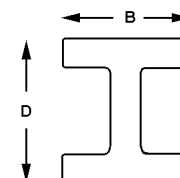
STEEL, Grade AH36U. Fabrication rolled. 90.0 degree nominal left inside angle. Height, width, left side flange thickness and base flange thickness in inches. Basic shape E2 angle.

	O/A H	O/A W	L/Side Flg/Thk	Base Flg/Thk
01-284-5300	4.000	6.000	0.625	0.625

BEAM, STRUCTURAL

Carbon Steel, Medium, hull grade. Shipboard quality. For use in shipbuilding and structural fabrication where welding is intended. The tabulated dimensions are height "D" and width "B". The overall lengths are 30-40 feet, except as noted.

H-SHAPE



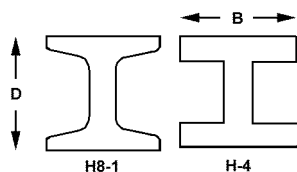
UNCOATED

CLASS 9520

	B/In.	D/In.	Thk Flange	Web
00-277-7298	6	4	.250	.250
00-277-4472	6	4	.188	.188
00-277-4473	6	4	.250	.250
00-277-4475	6	6	.250	.250
00-277-4477	6	6	.500	.312
00-277-4479	8	4	.250	.250
00-277-4480	8	4	.312	.250
00-277-4481	8	5.250	.250	.250
00-277-7301	8	5.250	.188	.250
00-277-4482	8	5.250	.312	.250
00-277-4484	8	6.500	.438	5/16
00-277-4485	8	8	.438	.312
00-277-4486	10	4	.250	.250
00-277-4488	10	4	.375	.250
00-277-4489	10	5.750	.250	.250
00-277-4490	10	5.750	.375	.250
00-277-4492	12	4	.250	.250
00-277-4494	12	4	.375	.250
00-277-4495	12	6.500	.312	1/4
00-277-4497	12.500	6.500	.438	5/16
00-277-4498	14	6.750	.375	5/16
00-277-4499	16	7	.375	.312
00-277-7304	16	7	.438	.312
00-277-4501	16	7	.562	.375

Carbon Steel, structural quality. General purpose use.

I-SHAPE



	D/In.	B/In.	Lg/Ft.
00-954-6171	5	3	30-40

Carbon Steel, Medium, hull grade. Shipboard quality. For use in shipbuilding and structural fabrication where welding is intended. Overall lengths are 30 to 40 feet, except where noted. H-4 shape except where noted.

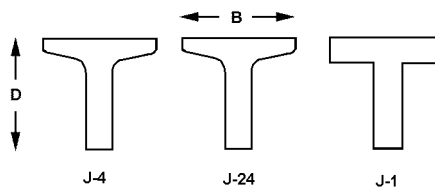
UNCOATED

	D/In.	B/In.
00-277-4457*	3	2.375
00-277-4459	4	2.625
00-277-4460	4	2.750
00-277-4461	5	3
00-277-4463	6	3.375
00-277-4465	8	4
00-277-7300	8	8
00-277-7303	12	12

* H8-I shape

Carbon Steel, structural quality. General purpose use. The tabulated dimensions are height "D" and width "B". Overall lengths are 20-30 feet. Shape listed.

T-SHAPE



UNCOATED

	D/In.	B/In.	Lg/Ft.
00-277-5976	1.250	1.250	J4
00-278-0928	1.750	1.750	J1
00-278-0930	2	2	J4
00-278-0929	3	1.875	J4

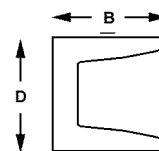
Carbon Steel, Medium, hull grade. Shipboard quality. For use in shipbuilding and structural fabrication where welding is intended. The tabulated dimensions are height "D" and width "B". Overall lengths are 20-30 feet. Shape listed.

UNCOATED

	D/In.	B/In.	Lg/Ft.
00-278-0934	2.500	2.500	J1
00-278-0932	4	2.250	J4
00-278-0935	5	2.750	J4
00-277-5978	5	4	J4
00-278-0360	5	4.625	J4
00-278-0938	6	3	J4
01-016-4896	6	4	J4
00-277-5980	6	4	J24
00-278-0359	6	4	J4

CHANNEL, STRUCTURAL

Carbon STEEL, structural quality. General purpose use. The tabulated dimensions are height "D" and width "B". Overall length listed in feet.



	B/In.	D/In.	Lg/Ft.
00-277-4442	1	.375	17-22
00-277-6055	1.500	.500	17-22B
00-277-6056	2	.625	17-22
00-540-4537	2	1	10-40
00-277-4443	2.500	.625	17-22
00-278-0926	3	1.375	20-30
00-278-0927	3	1.500	20-30
00-954-6161	3	1.375	30-40
00-277-4393	4	1.625	20-30
00-277-4392	6	.1920	30-40

Hot Rolled STEEL, hull grade with mill finish. Shipboard quality. For use in shipbuilding and structural fabrication, where welding is intended. The tabulated dimensions are height "D" and width "B". Overall lengths are listed in feet.

UNCOATED

	B/In.	D/In.	Lg/Ft.
01-260-0563	3.750	-	10-12
00-277-5946	3	1.596	20-30

CLASS 9520

	B/In.	D/In.	Lg/Ft.
00-277-5947	4	1.625	20-30
00-277-5949	4	1.750	20-30
00-277-5950	5	1.750	20-30
00-277-5951	5	1.885	20-30
00-277-5953	6	2	30-40
00-277-5964	6	2.500	30-40
00-277-5965	6	3.500	30-40
00-277-5954	7	2.125	30-40
00-277-5955	8	2.250	30-40
00-277-5967	8	3	30-40
00-277-5969	8	3.500	30-40
00-277-5956	9	2.500	30-40
00-277-5957	10	2.625	30-40
00-277-5959	12	3	30-40

SHIPBOARD QUALITY

UNCOATED

	Dp/In.	W/In.	O/A Lg/Ft	Lbs per Ft.
00-277-5952	6	1.875	30-40	8.2
00-277-5970	9	3.500	30-40	25.4
00-277-5971	10	3.450	30-40	21.9
00-277-5958	12	3	30-40	20.7
00-277-5974	12	3.500	30-40	32.9
00-277-5961	15	3.375	30-40	33.9

STEEL. Left side top flange thickness 0.375 inches nominal. Weight per unit measure 13.000 pounds per linear foot.

	O/A H	Web Flg/Thk	Top/Flg/W
01-274-2976	4.000	0.250	5.250

STEEL Grade AH36. Left and right side flange thickness 0.438 inches nominal. Left and right side flange height 16.000. Weight per unit measure 40.000 pounds per linear foot. Basic shape G4 H. 10 foot length requirement.

	O/A W	Web Flg/Thk
01-365-6112	7.000	4.000

STEEL Grade AH36. Basic shape J1 T. Weight per unit measure 9.200 pounds per linear foot.

	O/A H	Lg/Ft Nom	Top/Flg/W
01-274-2979	4.000	35.000	4.000

STEEL Grade AH36. Basic shape J1 T. Weight per unit measure 7.500 pounds per linear foot.

	O/A H	Lg/Ft Nom	Top/Flg/W
01-274-2977	4.000	35.000	4.000

STEEL Grade AH36. Basic shape H4 I, extruded.. Weight per unit measure 30.000 pounds per linear foot.

	O/A H	Lg/Ft Nom	Top/Flg/W
01-245-6639	10.500	11.000	-

STEEL Grade AH36. Basic shape J4 T, extruded. Weight per unit measure 20.000 pounds per linear foot.

	O/A H	Lg/Ft Nom	Top/Flg/W
01-418-5152	8.000	20.000	7.000
01-418-5963	8.000	20.000	7.000

Basic shape J4 T, extruded. Weight per unit measure 67.500 pounds per linear foot.

	O/A H	Lg/Ft Nom	Top/Flg/W
01-415-0799	18.000	30.000	12.000

Grade AH36. Basic shape J4 T, extruded. Weight per unit measure 95.500 pounds per linear foot.

	O/A H	Lg/Ft Nom	Top/Flg/W
01-415-0784	15.000	39.000	15.000

Grade AH36. Basic shape J4 T, extruded. Weight per unit measure 38.000 pounds per linear foot.

	O/A H	Lg/Ft Nom	Top/Flg/W
01-415-5512	12.000	30.000	9.000

Grade AH36. Basic shape J4 T, extruded. Weight per unit measure 54.500 pounds per linear foot.

	O/A H	Lg/Ft Nom	Top/Flg/W
01-411-2564	14.915	35.000	10.475

Grade AH36. Basic shape H1 I, extruded. Weight per unit measure 50.000 pounds per linear foot.

	O/A H	Lg/Ft Nom	Top/Flg/W
01-411-2481	16.260	35.000	7.070

Grade AH36. Basic shape J4 T, extruded. Weight per unit measure 70.500 pounds per linear foot.

	O/A H	Lg/Ft Nom	Top/Flg/W
01-415-2813	16.500	40.000	11.535

Grade AH36. Basic shape H4 I, hot rolled. Weight per unit measure 30.000 pounds per linear foot.

	O/A H	Lg/Ft Nom	Top/Flg/W
01-240-1951	10.500	30.000	15.000

Grade AH36. Basic shape J4 T, extruded. Weight per unit measure 95.500 pounds per linear foot.

	O/A H	Lg/Ft Nom	Top/Flg/W
01-277-7305	15.000	30.000	15.000

Grade AH36. Basic shape J4 T, rolled. Weight per unit measure 9.200 pounds per linear foot.

	O/A H	Lg/Ft Nom	Top/Flg/W
01-245-4176	4.000	15.667	4.000
01-285-8084	4.000	11.000	4.000

Grade AH36. Basic shape H4 I, rolled.

	O/A H	Lg/Ft Nom	Top/Flg/W
01-292-6404	4.000	11.000	4.000

Grade AH36, rolled. Weight per unit measure 13.000 pounds per linear foot.

	O/A H	Lg/Ft Nom	Top/Flg/W
01-245-4176	4.160	30.000	4.060

CLASS 9520

ZINC COATED

	Dp/In.	W/In.	O/A Lg/Ft	Lbs per Ft.
00-277-4441	1	.500	17-22	.84
00-954-6166	7	2.125	30-40	9.8
00-954-6167	8	2.250	30-40	11.5
00-277-4444	9	2.500	30-40	18.75
00-954-6168	12	2.380	30-40	13.4
00-277-4386	15	3	17-22	20.7
00-925-9569	15	3.375	12	33.9
00-277-4383	15	3.375	30-40	33.9
00-954-6169	18	4	30-40	42.7

SHIPBOARD QUALITY

HULL GRADE. For use in shipbuilding and structural fabrication where welding is intended.

Grade A. Class U-Medium carbon, uncoated and zinc coated. Grade AH-36 and AH36T-High tensile steel, uncoated.

MEDIUM CARBON, UNCOATED

	Dp/In.	W/In.	O/A Lg/Ft	Lbs per Ft.
00-277-4462	6	3.375	30-40	12.5
00-277-4464	7	3.625	30-40	15.3
00-277-4466	10	4.625	30-40	25.4
00-277-4467	12	5	20-30	31.8
00-277-4468	15	5.500	20-30	42.9

GENERAL PURPOSE

CARBON STEEL. Structural Quality.

	Dp/In.	W/In.	O/A Lg/Ft	Lbs per Ft.
00-954-6172	6	3.3.75	30-40	12.5
00-925-9583	14	6.750	20	34

SHIPBOARD QUALITY

HULL GRADE. For use in shipbuilding and structural fabrication where welding is intended.

GRADE A, CLASS U, MEDIUM CARBON

	Dp/In.	W/In.	O/A Lg/Ft	Lbs per Ft.
00-278-0359	6	4	20-30	11
00-278-0940	10.500	8.250	20-30	31

WIDE-FLANGE SECTION

SHIPBOARD QUALITY

HULL GRADE. For use in shipbuilding and structural fabrication where welding is intended.

GRADE M, MEDIUM CARBON STEEL, Uncoated.

	Dp/In.	W/In.	O/A Lg/Ft	Lbs per Ft.
00-277-4483	8	6.500	30-40	24
00-277-4491	10	10	30-40	49
00-277-4503	18	6.500	30-40	24
00-277-4504	21	8.250	30-40	62
00-277-4505	24	9	30-40	76
00-277-4506	24	9	30-40	94

GRADE AH-36, HIGH TENSILE STEEL, Uncoated.

	Dp/In.	W/In.	O/A Lg/Ft	Lbs per Ft.
00-277-7300	8	4	30-40	13
00-277-7302	10	5.750	30-40	21
00-277-7305	18	7.500	30-40	50
00-277-4504	21	8.250	30-40	62
00-277-4505	24	9	30-40	76
00-277-4506	24	9	30-40	94

CLASS 9525

WIRE, NONELECTRICAL, NONFERROUS BASE METAL

NOTE: As non-plastic alternatives to plastic items currently in use are identified, information will be provided through shopping advisory messages and the Afloat Shopping Guide. To help you shop more “wisely”, items recommended for shipboard use will be annotated with “NP” by the National Item Identification Number.

WIRE, NONELECTRICAL

ALUMINUM

ALUMINUM 99% pure. Intended for use where very good formability, good weldability, or a combination of these properties is required and where high strength is not necessary. Alloy 1100.

TEMPER F, as fabricated.

ROUND

	Dia/In.	Lg/Ft
00-845-8710	.250	12

TEMPER O, annealed.

ROUND

	Dia/In.	Lg/Ft
00-595-8200	.031	5275
00-277-6052	.074	990
00-528-4499	.082	2978
00-277-6054	.102	20

ALUMINUM, ALLOY 1100, 99% pure. Round shape. Intended for use where very good formability, good weldability, or a combination of these properties is required and where high strength is not necessary.

TEMPER O, annealed.

	Dia/In.	Lg/Ft
00-288-5986	.047	2460

ALUMINUM ALLOY, ALUMINUM COPPER MAGNESIUM MANGANESE ALLOY. Intended for use where high strength is required and no welding is involved. Temper T4 should not be used where optimum corrosion resistance is required. Extruded, rolled, drawn or cold finished. Alloy 2024.

TEMPER T4. Solution heat treated and naturally aged to a substantially stable condition

ROUND

	Dia/In.	Lg/Ft
00-483-2470	.188	10-12
00-228-9312	.250	10-12
00-184-2792	.312	10-12

SQUARE

	Dia/In.	Lg/Ft
00-236-7713	.250	10-12

ALUMINUM-COPPER-MAGNESIUM ALLOY.

Intended for use in the manufacture of rivets and other utility items by cold dieheading operations.

ALLOY 110, TEMPER H-14, strain-hardened 1/2 hard.

ROUND

	Dia/In.	Lg/Ft
00-288-1130	.061	2860

ALLOY 2024 TEMPER H13, strain-hardened.

ROUND

	Dia/In.	Lg/Ft
00-288-1122	.247	182

ALLOY 5056, TEMPER H32, strain-hardened and stabilized.

ROUND

	Dia/In.	Lg/Ft
00-529-9193	.032	1064

ALUMINUM-MAGNESIUM-CHROMIUM

ALLOY. Intended for use where good workability, high fatigue strength, moderate static strength and good corrosion resistance to marine environments and most atmospheric conditions are desired. Rolled, drawn, or cold finished. Alloy 5052.

TEMPER F, as fabricated.

ROUND

	Dia/In.	Lg/Ft
00-236-0324	.250	10-12

TEMPER H34, strain-hardened and stabilized, 1/2 hard temper.

ROUND

	Dia/In.	Lg/Ft
00-288-5989	.156	440

ALUMINUM-MAGNESIUM-SILICON-COPPER -CHROMIUM

Round shape. Intended for use where good strength and workability are required.

TEMPER T6, solution heat-treated and artificially aged. 42000 PSI tensile strength. The T6 tempers are straightened and may have unknown residual stresses and may or may not distort during machining.

	Dia/In.	Lg/Ft
01-007-8936	.250	10
00-806-1804	.312	12
00-684-0929	.125	10-12
00-971-8604	.188	12

ALUMINUM ALLOY 5056. Round shape. Intended for use where resistance to rust and chipping is required.

ANODIZED

	Dia/In.	Lg/Ft
01-047-6454*	.020	A/A
01-031-1086	.032	A/A

* Blue color

ALUMINUM-MANGANESE-TITANIUM CHROMIUM ALLOY

ALLOY 5086. Round shape. Intended for use where a weldable moderate strength alloy having good corrosion resistance is required.

TEMPER H111, strain-hardened. 36000 PSI tensile strength.

	Dia/In.	Lg/Ft
00-542-2555	.250	8-12
00-542-2556	.312	8-12

BRASS

BRASS, COPPER-LEAD ALLOY.

ALLOY 360. Free cutting. Intended for use in automatic screw machines. It has excellent machinability and moderate strength, but has low ductility and resistance to stress, corrosion, cracking. 55000 PSI tensile strength. Width Across Flats (WAF) as shown below.

BRASS COMMERCIAL. Copper-Lead-Zinc Alloy. Used for grillwork, bead chains, fasteners, pins, rivets, screws, etc.

ANNEALED TEMPER, ALLOY 260

ROUND

	Dia/In.	Lg/Ft
00-596-3499	.0179	1080
00-596-3498	.025	540
00-229-9847	.032	340
00-596-3495	.064	1413

ANNEALED TEMPER, ALLOY 270

ROUND

CLASS 9525

	Dia/In.	Lg/Ft
00-277-7819	.020	21475
00-277-7822	.028	10712
00-277-7823	.032	8496
00-277-7824	.036	6738
00-277-7825	.040	21371
00-277-7827	.051	13440
00-277-7828	.057	10650
00-287-8401	.091	215

HALF-HARD TEMPER

RECTANGULAR

	Thk/In.	W/In.	Lg/Ft
00-223-1856	.125	500	10-12

BRASS, LEADED AND NON-LEADED. For use in structural applications not exposed to weather or corrosive influence and in name plates and trimmings.

COMPOSITION 11, half-hard temper.

SQUARE

	Dia/In.	Lg/Ft
00-060-5601	.312	10-12

EXTRA HIGH LEADED BRASS, COPPER-LEAD ALLOY, FREE CUTTING. Intended for use in automatic screw machines. It has excellent machinability and moderate strength, but has low ductility and resistance to corrosion cracking.

ALLOY 360, 1/2 hard temper.

HEXAGON

	Acr/Ft/In.	Lg/Ft
00-249-7455	.250	10-12

ROUND

	Dia/In.	Lg/Ft
00-249-7439	.125	10-12
00-249-7440	.156	10-12
00-249-7441	.187	10-12
00-249-7442	.250	10-12
00-249-7443	.312	10-12

NAVAL BRASS, COPPER-TIN-ZINC ALLOY.

ALLOY 464, 1/2 hard temper. Possesses excellent hot working properties with fair machinability. Intended for use in the manufacture of forgings and condenser bolts, also shafting for pump rods and propellers. 60000 PSI tensile strength.

HEXAGON

	Acr/Ft/In.	Lg/Ft
00-232-5612	.250	10-12
00-232-5613	.312	10-12

ROUND

	Dia/In.	Lg/Ft
00-228-9229	.125	10-12

ROUND

	Dia/In.	Lg/Ft
00-228-9227	.062	10-12
00-228-9228	.094	10-12
00-228-9231	.187	10-12
00-228-9232	.250	10-12
00-228-9233	.312	10-12

SQUARE

	Dia/In.	Lg/Ft
00-233-1285	.250	10-12

ALLOY 482, hard temper. Possesses good hot working properties and good machinability. Intended for use when free machining is required and may be used for forgings, bolts, studs, machined nuts, and turnbuckles.

ROUND

	Dia/In.	Lg/Ft
00-167-1910	.187	6-14
00-167-1912	.250	6-14
00-167-1913	.312	6-14

COPPER

COPPER, CADMIUM PLATED. Round shape. Intended for use as safety wire.

NOTE: Cadmium Plated Copper is not to be used in space applications.

	Dia/In.	Lg/Ft
01-047-6455	.020	.833

ANNEALED TEMPER

Round

	Dia/In.	Lg/Ft
00-277-7829	.064	8468

NICKEL

NICKEL-CHROMIUM-IRON ALLOY. Round shape.

TEMPER A. Annealed. 80000 PSI tensile strength. Intended for use in the manufacture of parts which require good resistance to corrosion or are subjected to oxidation at elevated temperatures up to 1800 degrees Fahrenheit.

	Dia/In.	Lg/Ft
00-529-9195	.020	833
00-529-0442	.032	366
00-529-0443	.041	223
00-618-5462	.051	134.400
00-957-0835*	—	—
01-013-3828*	.062	86
01-186-1349	.063	294.120
00-304-9625	.065	A/A
00-585-2042	.114	175

* Material IAW SPCC HX quality control, manufacturing and testing specifications.

PHOSPHOR BRONZE, WROUGHT. Intended for bolt material, pump rods, springs, valve stems, valves, objects exposed to the actions of salt water and similar applications.

COMPOSITION A, hard temper.

ROUND

	Dia/In.	Lg/Ft
00-167-1857	.250	10-12
00-167-1858	.312	10-12

COPPER ALLOY, COPPER-TIN PHOSPHORUS ALLOY. Used in the manufacture of helical springs and similar items.

ALLOY 510, spring temper.

ROUND

	Dia/In.	Lg/Ft
00-277-7396	.028	2037
00-596-3527	.032	A/A
00-277-7398	.035	1281
00-277-7400	.045	806
00-596-3525	.050	639
00-277-7402	.057	507
00-596-3524	.064	804
00-596-3483	.090	401
00-596-3482	.102	317
00-596-3481	.129	195
00-277-7412	.181	100
00-277-7414	.257	50

COPPER, COPPER ALUMINUM OR COPPER ALUMINUM ALLOY. High conductivity copper.

SPEC TYPE 1, CLASS 1, HARD TEMPER 10-12 foot lengths.

RECTANGULAR WITH FULL ROUNDED EDGES.

	Thk/In.	W/In.
00-277-8530	.063	625
00-277-8532	.063	1.000

COPPER, 99.88 % PURE. Intended for general fabrication purposes.

HARD TEMPER

Round

	Dia/In.	Lg/Ft
00-596-3441	.125	6-12
00-167-1969	.250	6-12

COPPER, 99.88 % PURE. Intended for general fabrication purposes. Cold rolled, soft annealed.

PLAIN SURFACE FINISH.

RECTANGULAR

	Thk/In.	W/Ft	Lg/In.
00-231-8404	.018	1.000	15

TINNED SURFACE FINISHED BOTH SIDES.

RECTANGULAR

	Thk/In.	W/In.	Lg/Ft.
00-542-4528	.003	.375	750
00-542-4529	.003	.500	500
00-542-4530	.003	.625	429
00-542-4531	.005	.375	429
00-542-4532	.005	.500	300

LEAD, BEST COMMERCIAL QUALITY.

Intended for foundry and chemical use.

SPEC GRADE A, 99 % PURE.

ROUND

	Dia/In.	Lg/Ft
00-277-6039	.025	2010
00-277-6040	.028	1595
00-277-6041	.032	1265
00-277-6043	.040	795
00-277-6045	.049	500
00-277-6047	.065	300
00-277-6050	.134	80

SPEC GRADE B, 95 % PURE. Intended for use as weights, ballast and similar applications.

ROUND

	Dia/In.	Lg/Ft
00-277-6036	.010	620
00-277-6037	.015	557
00-277-6038	.020	482

NICKEL-CHROMIUM-IRON ALLOY. Aircraft quality. Suitable for use in parts and welded assemblies requiring both corrosion and oxidation resistance at temperatures up to 2000 degrees Fahrenheit, but useful at the higher temperatures only when stresses are low and at atmospheres essentially free from sulphur.

COLD DRAWN AND ANNEALED

ROUND

	Dia/In.	Lg/Ft
00-167-1817	.250	6-20

NICKEL-CHROMIUM-IRON ALLOY. Intended for use in the manufacture of parts, which require good resistance to corrosion or are subjected to oxidation at elevated temperatures up to 1800 degrees Fahrenheit.

TEMPER A, ANNEALED

ROUND

	Dia/In.	Lg/Ft
00-891-3260	.030	A/A

TEMPER C, spring temper. Intended for use in the manufacture of springs or other parts requiring high strength, good corrosion resistance, low magnetic permeability or retention of spring properties at relatively high temperatures, 600 to 800 degrees Fahrenheit.

ROUND

	Dia/In.	Lg/Ft
00-277-6019	.032	1697
00-277-6021	.040	1073
00-277-6023	.051	672
00-277-6025	.064	422
00-277-6026	.072	335
00-277-6027	.081	266
00-277-6028	.091	211
00-277-6029	.102	168
00-277-6030	.114	264
00-277-6031	.129	210
00-277-6035	.204	83

NICKEL-COPPER ALLOY. Monel. Cold drawn, round shape.

AIRCRAFT GRADE. Used by aircraft, building, chemical and other industries in the manufacture of springs and similar items requiring bending, forming, upsetting, and similar operations requiring high strength and corrosion resistance.

ANNEALED, 70000 PSI tensile strength.

	Dia/In.	Lg/Ft
00-618-0257	.020	831
00-355-6072	.032	A/A
00-803-3044	.032	1630
00-990-7799	.040	209
00-277-4268	.0401	1983
00-729-5435	.040	1040
01-257-3346	.041	A/A
00-277-4268	.041	1983
00-529-9196	.051	127.800

	Dia/In.	Lg/Ft
00-554-1678	.064	407
00-529-9194	.091	40.420
01-028-3460	.125	425.800
00-596-3505	.025	6060
00-409-1866	.047	166

COLD DRAWN, STRESS RELIEVED

ROUND

	Dia/In.	Lg/Ft
00-250-8653	.250	6-20
00-250-8654	.312	6-20

NICKEL-COPPER-ALUMINUM ALLOY, K-MONEL. Intended for applications requiring comparatively high strength, resistance to corrosion, and low magnetic permeability.

CLASS A, FORM 5, COLD DRAWN, spring temper.

ROUND

	Dia/In.	Lg/Ft
00-277-8602	.063	1681

AUTOMATIC SCREW MACHINE. Intended primarily for automatic screw machine work, where free cutting and machining are of high importance.

ANNEALED

	OD/In.	Lg/Ft
00-121-8478	.125	72

STEEL

COMPOSITION 304. Annealed, passivated Steel. Round shape.

	OD/In.	Lg/Ft
00-475-8377	.062	A/A

COMPOSITION 303. ASTM A582 condition. Annealed Steel. Round shape. Non-Spec Item.

	OD/In.	Lg/Ft
00-003-5532	.187	3

CLASS 9530 BARS AND RODS, NONFERROUS BASE METAL

NOTE: As non-plastic alternatives to plastic items currently in use are identified, information will be provided through shopping advisory messages and the Afloat Shopping Guide. To help you shop more "wisely", items recommended for shipboard use will be annotated with "NP" by the National Item Identification Number.

BAR, METAL

<p>ALUMINUM, 99% PURE. Produced by rolling, drawing or cold finishing. Intended for use where very good formability, good weldability, or any combination of these properties is required and where high strength is not necessary. 8-12 foot lengths.</p> <p>ALLOY 1100, TEMPER F, as fabricated.</p> <p>Round.</p>	<p style="text-align: right;">Dia./In.</p> <p>00-288-0643 .625 00-278-0702 .750 00-058-0478 .875 00-224-1217 1 00-232-1757 1.250 00-224-1218 1.500 00-596-8921 1.625 00-224-1219 1.750 00-232-1758 2 00-232-1759 2.500 00-288-0644 3 00-244-9008 4 00-224-1198 4.500</p> <p>Square.</p> <p style="text-align: right;">WAF/In.</p> <p>00-204-0460 .500 00-289-7001 .750 00-232-1760 1 00-278-0729 2 00-278-0707 3.500</p>	<p style="text-align: right;">Thk W</p> <p>00-814-1005 .375 1.500 00-814-1006 .375 2 00-231-7676 .375 4 00-231-7677 .375 6 00-232-0389 .375 8 00-288-0628 .375 10 00-236-3173 .500 1 00-517-7704 .500 2.500 00-232-0390 .500 8 00-232-0391 .500 10 00-232-1773 .625 4 00-237-5157 .750 1.250 00-814-1017 .750 1.500 00-278-0755 1 5 00-230-7618 1 8 00-242-2681† 2 10 00-236-3177 .500 1.500 00-236-3180 .500 3.000 00-237-5154 .625 6.000 00-237-5143 .625 .750 00-237-5147 .625 1.5000 00-237-5149 .625 2.000 00-237-5152 .625 3.000 00-237-5162 .750 3.000 00-237-5163 .750 4.000 00-237-5164 .750 6.000 00-232-0395 .750 8.000 00-237-5166 .875 1.000 00-237-5168 .875 1.500 00-232-8711 1.000 6.000 00-231-8360 1.250 10.000 00-232-1779 1.500 2.5000 00-236-1333 1.500 3.000 00-236-1334 1.500 4.000 00-231-8361 1.500 8.000 00-236-1341 1.750 4.000</p>
<p>ALUMINUM ALLOY, COPPER SILICON MANGANESE ALLOY BARS. Intended for use where high strength is required, usually no welding is involved and where optimum corrosion resistance is not required. 10-12 foot lengths. Rolled, drawn, or cold finished.</p> <p>ALLOY 2017, TEMPER O, annealed.</p> <p>Hexagon.</p> <p>ALLOY 2014, TEMPER T6, solution heat treated and artificially aged.</p> <p>Flat.</p>	<p>COPPER-MAGNESIUM-MANGANESE ALLOY. For use in machining applications and where good strength is required. Rolled, drawn or cold finished.</p> <p>ALLOY 2017, TEMPER O, annealed.</p> <p>Hexagon.</p> <p style="text-align: right;">WAF/In. Lg/Ft</p> <p>00-596-2418 .375 10-12</p>	<p>00-237-5162 .750 3.000 00-237-5163 .750 4.000 00-237-5164 .750 6.000 00-232-0395 .750 8.000 00-237-5166 .875 1.000 00-237-5168 .875 1.500 00-232-8711 1.000 6.000 00-231-8360 1.250 10.000 00-232-1779 1.500 2.5000 00-236-1333 1.500 3.000 00-236-1334 1.500 4.000 00-231-8361 1.500 8.000 00-236-1341 1.750 4.000</p> <p>* 12 foot lengths † 10 foot lengths</p> <p>Hexagon.</p> <p style="text-align: right;">WAF</p> <p>00-235-9819 1 00-231-7667 1.250 00-231-7668 1.500 00-204-0464 2.500 00-231-7669 2.000</p>
<p>00-293-4979 .250 4 00-293-4984 .250 6 00-640-4444 .375 1.500 00-596-8886 .375 2 00-640-4445 .375 2.500 00-293-4983 .375 6 00-289-7000 .500 1.500 00-293-4980 .500 4 00-293-4988 .625 2 00-224-1199 .750 4 00-232-5597 1 3 00-204-1072 1 4 00-517-7725 1 6 00-224-1215 1.500 3 00-278-0726 2 3 00-204-1045 2.500 4 00-204-0462 3 6</p> <p>Round.</p> <p style="text-align: right;">Dia./In.</p> <p>00-232-1754 .375 00-053-1845 .500</p>	<p>COPPER-MAGNESIUM-MANGANESE ALLOY. Intended for use where high strength is required and no welding is involved. Temper T4 should not be used where optimum corrosion resistance is required. Rolled, drawn or cold finished. 10-12 foot lengths. ALLOY 2024, TEMPER T4, solution heat treated and naturally aged to a substantially stable condition.</p> <p>Flat</p> <p style="text-align: right;">Thk W</p> <p>00-684-7600* .125 3/4 00-278-0770 .188 .750 00-857-6406 .125 1.500 00-494-0608 .250 .625 00-236-7671 .250 1 00-814-1000 .250 2.500 00-278-0747 .250 4 00-278-0749 .250 6 00-294-9743 .312 1 00-236-3156 .312 2 00-517-7708 .375 .500 00-517-7715 .375 .750 00-814-1004 .375 1</p>	<p>Round.</p> <p style="text-align: right;">Dia</p> <p>00-231-7686 .375 00-231-7681 .438 00-236-8429 .500 00-162-6508 .625 00-228-9313 .750 00-184-2790 .875 00-278-0773 1 00-236-7676 1.062 00-236-1378 1.125</p>

CLASS 9530

	Dia
00-167-2034	1.250
00-236-8436	1.375
00-236-1379	1.500
00-236-8438	1.750
00-236-8439	2
00-053-1847*	2.250
00-236-8440	2.500
01-051-0175	2.750
00-236-7692	3
00-236-8442	3.500
00-236-7696	3.750
00-236-8441	4
00-236-7698	6
00-236-7699	8
00-236-8430	.562
00-236-7673	.687
00-236-7675	1
00-278-0773	1
00-236-8443	5

* 10 foot length

Square.

	WAF
00-061-0463*	.375
00-278-0775	.500
00-236-7704	.625
00-236-7705	.875
00-236-8445	1
00-236-8446	1.250
00-236-8447	1.500
00-236-8448	1.750
00-231-7684	3
00-236-8451	4

* 8-12 foot length

MAGNESIUM CHROMIUM ALLOY BAR. Intended for use where good workability, high fatigue strength, moderate static strength and good corrosion resistance to marine environments and most atmospheric conditions are desired. Rolled drawn or cold finished. 10-12 foot lengths. ALLOY 5052, Temper F, as fabricated.

Round.

	Dia/In.
00-236-0325	.375
00-236-0302	.500
00-236-0304	.625
00-236-0305	.750
00-236-0313	3.500
00-236-0308	1.500
00-236-0309	1.750
00-236-0310	2.000
00-236-0311	2.500
00-236-0312	3.000

MAGNESIUM-MANGANESE-CHROMIUM ALLOY BAR. Intended for use where weldable moderate strength alloy having good corrosion resistance is required. 8-12 foot lengths. Extruded.

ALLOY 5086, Temper H-111, Strain-hardened.

Flat

	Thk/In.	W/In.
00-542-2585	.125	1
00-542-2586	.125	1.250

	Thk/In.	W/In.
00-542-2587	.125	1.500
00-542-2588	.125	2
00-542-2589	.188	.750
00-542-2590	.188	1
00-542-2591	.188	1.500
00-542-2592	.188	2
00-542-2593	.250	1
00-542-2594	.250	1.250
00-542-2595	.250	1.500
00-542-2596	.250	2
00-542-2597	.250	2.250
00-542-2598	.250	3
00-542-2599	.250	4
00-542-2600	.375	.625
00-542-2602	.375	1
00-542-2603	.375	1.500
00-542-2604	3/8	2
00-542-2605	3/8	3
00-542-2606	3/8	4
00-542-2607	.500	1
00-542-2608	.500	1.500
00-542-2609	.500	2
00-542-2610	.500	3
00-542-2611	.500	4
00-542-2614	.750	2
00-542-2615	.750	3
00-542-2617	1	3
00-542-2618	1	4
00-542-2619	1.250	2

Round

	Dia/In.
00-542-2557	.375
00-542-2558	.500
00-542-2559	.625
00-542-2561	.750
00-542-2819	.875
00-542-2563	1
00-542-2564	1.125
00-542-2565	1.250
00-542-2566	1.375
00-542-2567	1.500
00-542-2569	1.750
00-542-2571	2
00-542-2573	2.250
00-542-2574	2.375
00-542-2575	2.500
00-542-2576	2.750
00-542-2577	3
00-542-2578	3.250
00-542-2579	3.500
00-542-2581	4
00-542-2583	5
00-542-2584	6
00-542-2570	1.875
00-542-2582	4.500

Square

	WAF
00-542-2621	.500
00-542-2622	.750
00-542-2623	1

MAGNESIUM-MANGANESE-CHROMIUM ALLOY BAR. Intended for use in applications requiring weldable moderate strength non-heat treatable Aluminum Alloy. Extruded.

ALLOY 5456, Temper H-111, Strain hardened.

Flat

	Thk/In.	W/In.	Lg/Ft
00-892-1866	.188	.750	10
00-892-1867	.188	1.250	20
00-892-1869	.188	1.500	12
00-892-1870	.188	2	10
00-892-1871	.188	3	20
00-892-1872	.250	1	10
00-892-1874	.250	2	20
00-892-1875	.250	3	20
00-892-1876	.250	4.500	20
00-892-1877	.250	6	20
00-892-1878	.375	2	20
00-892-1879	.375	2.500	20
00-892-1882	.375	3	30
00-892-1883	.375	4	10
00-892-1885	.500	.750	10
00-892-1887	.500	5.500	20

MAGNESIUM-SILICON-COPPER-CHROMIUM ALLOY BAR. Intended for use where good strength, weldability and workability are required. 10 to 12 foot lengths. Rolled, drawn or cold finished.

ALLOY 6061, TEMPER T6, solution heat treated, stress relieved by stretching and artificially aged.

Flat.

	Thk/In.	W/In.
00-247-5511	.125	1
00-247-5512	.125	1.250
00-247-5513	.125	1.500
00-247-5514*	.125	2
00-247-5516	.188	1
00-247-5517*	.188	1.500
00-247-5518*	.188	2
00-237-0720	.250	1
00-237-0721	.250	1.250
00-228-9315*	.250	2
00-237-0723*	.250	3
00-228-9316	.250	4
00-293-4130	.250	6
00-228-9319	.375	1
00-244-9013	.375	1.500
00-228-9320	.375	2
00-228-9322	.375	4
00-228-9323*	.500	1
00-228-9324*	.500	1.500
00-971-8701	.500	2
00-971-8722	.500	3
00-971-8702	.500	4
00-228-9326	.750	1
00-244-9018	.750	3
00-244-9019*	.750	4
00-236-0333	.750	6
00-244-9021*	1	3
00-244-9022	1	4
00-247-5515	.187	.750
00-228-9318	.375	.875
00-244-9017	.750	1.500

* 8 - 12 Foot lengths.

Round.

	Dia/In.
00-233-1331	.375
00-233-1322*	.500
01-036-8572	.625
01-029-8262	.750
01-116-3725	.875

CLASS 9530

	Dia/In.
01-082-8811	1
00-580-6854	1.125
00-596-8546	1.250
00-233-1333	1.625
00-233-1325	1.750
00-244-9023	2
00-233-1336	2.125
01-115-5170	2.250
00-420-6099	2.375
00-233-1338	2.500
00-233-1340	2.750
00-596-8912	3
01-051-3348	3.250
00-233-1344†	3.750
00-233-1345	4
00-233-1347*	5
00-505-6305	5.250
00-533-9642	6
00-683-9024	6
00-508-8790	7
00-233-1335	1.875
01-036-8572	0.625
01-116-3725	0.875
00-420-6099	2.375
01-051-3348	3.250
00-684-6409	4.750
* 8-12 foot lengths	
† 6-12 foot lengths	

Square

	WAF/In.
00-236-7723	.375
00-244-9025*	.500
00-244-9026*	.750
00-244-9027	1
00-236-7725	2
00-542-4937	2.250
00-244-9005	1.500
* 8-12 foot lengths	

ZINC-MAGNESIUM-COPPER-CHROMIUM ALLOY BAR. Use where high strength is required and where good resistance to corrosion is not important. 10-12 foot lengths. Extruded, or rolled drawn or cold finished.

ALLOY 7075, TEMPER T6, solution heat treated and artificially aged.

Flat.

	Thk/In.	W/In.
00-640-4456	.250	1
00-288-0650	.250	6
00-236-7730	.375	1
00-640-4463	.375	2
00-288-0658	.375	5
00-288-0657	.375	6
00-236-7027	.375	8
00-233-0611	.500	1.500
00-288-1188	.500	2
00-288-1187	.500	3.500
00-288-0656	.500	4
00-288-0655	.500	6
00-278-0746	.625	6
00-278-0741	.750	3
00-278-0744	.750	6
00-233-1271	1	1.500
00-232-5585	1	6
00-278-0709	1.250	2
00-204-1067	1.250	2.500

	Thk/In.	W/In.
00-278-0711	1.250	5
00-278-0713	1.500	2
00-237-5173	1.500	3
00-027-0651	2	2.500
00-232-5610	2	3.500
00-232-5611	2	4
00-232-5608	2	6
00-230-6351	2.500	4
01-262-8799	2.500	4.500
00-230-6348	2.500	5
00-230-6349	2.500	6
00-278-0742	3	5
00-278-0710	3	6
00-640-4454	.250	1.750
00-640-4465	.375	3
00-233-1261	.500	1
00-233-1262	.625	1
00-233-0612	.625	2
00-233-1272	1	2.500
00-640-4449	1	4
00-244-7765	1.250	4
00-224-1159	1.500	2.500
00-224-1160	1.500	3.500
00-224-1161	1.500	6
00-224-1192	1.750	4.500
00-224-1162	2	3
00-640-4461	2.500	3
00-640-4447	3	4.500

Hexagon

	WAF/In.
00-640-4442	.625

Round.

	Dia/In.
00-278-0705	.375
00-233-1280	.500
00-288-0648	.750
00-288-0646	1.250
00-596-9138	1.375
00-237-0734	1.500
00-244-6931	1.750
00-244-7516	2
00-288-0645	2.250
00-244-7766	3
00-237-5174	3.500
00-278-0706	4.500

Square.

	WAF/In.
00-289-7003	.500
00-244-7644	1
00-289-7004	1.250
00-244-7762	1.750
00-233-0616	2.500
00-640-4446	4

ALUMINUM BRONZE ALLOY. Copper-Nickel Alloy bar manufactured by centrifugal casting. Used for gun slides and mountings, for worm wheels and gears, valve seats, bearings and bushings, propeller blades and hubs, liners and bearing plates subjected to heavy loads.

ALLOY G1, a heavy duty, dense, high strength alloy with hardness equal to that of Manganese Bronze. Excellent resistance to corrosion and fatigue. Possesses good wearing qualities for elevated temperature use. 1 foot length.

Round, Cored

	OD/In.	ID/In.
00-596-3412	1.500	.750
00-204-1054	2	1
00-204-1061	3	2.0625
00-528-7051	3.750	2.500

Round

	Dia/In.
00-204-1052	2.500
00-097-0788	3
00-234-4476	3

BRASS, COPPER-LEAD ALLOY. Half-hard temper.

ALLOY 360, free-cutting Brass intended for use in automatic screw machines. It has excellent machinability and moderate strength, but has low ductility and resistance to stress corrosion cracking. 10-12 foot lengths.

Hexagon.

	WAF/In.
00-596-3351	.375
00-596-3382	.500
00-596-3383	.625
00-596-3384	.750
00-596-3350	1
00-249-7456	1.250

Round.

	Dia/In.
00-249-7445	.375
00-249-7447*	.750
00-249-7446*	1
00-249-7437	1.250
00-249-7436	1.500
00-249-7444	2
00-249-7449	.562
* 8-12 foot lengths	

Intended for structural applications not exposed to weather or corrosive influences, and in nameplates and trimmings. 10-12 foot lengths.

Flat.

	Thk/In.	W/In.
00-167-1872	.250	1
00-167-1873	.250	1.500
00-167-1874	.250	2
00-060-4873*	.250	2.500
00-814-2181	.500	.750
00-167-1881	.500	1
00-167-1883†	.500	2
00-060-4464*	.750	2
* Alloy 343		
† 6-4 foot lengths		

Round.

	Dia/In.
00-528-7489*	.4375
00-230-6297†	.500
00-249-7448	.625
00-814-2119	.875
00-257-3506	1.125
00-814-2124	1.375
00-079-1993	1.750

CLASS 9530

	Dia/In.
00-060-5015	2.125
00-060-5016	2.250
00-060-5018	2.500
00-971-8164	3
* 6-14 foot lengths	
† Comp 11	

Square.

	WAF/In.
00-060-5602	.375
00-232-6810	.500
00-060-5606	1
00-060-5604	.625

BRASS, COPPER-TIN-ZINC ALLOY.

ALLOY 462, SOFT TEMPER. Cold workable and has the best resistance to corrosion by salt water of any of the alloys covered by this specification. Intended for use when cold working, bending, forming or shaping is required for small bars or rods, bolts, cold headed or rolled threads and nuts made by the cold upset method.

ALLOY 464, HALF-HARD AND HARD TEMPER. Possesses excellent hot working properties with fair machinability. Intended for use in the manufacture of forgings, shafts for pump rods and propellers and for condenser bolts.

ALLOY 462 OR 464, SOFT TEMPER. 12-20 foot lengths.

Half Oval

	Thk/In.	W/In.
00-277-6261	.250	1.250

ALLOY 464, HALF-HARD TEMPER. 10-12 foot lengths.

Flat

	Thk/In.	W/In.
00-236-0357	.250	.500
00-236-0358	.250	.750
00-236-0359	.250	1
00-236-0360	.250	1.500
00-236-0361	.250	2.500
00-236-0362	.375	.750
00-236-0363	.375	1
00-236-0364	.375	2.500
00-236-0366	.500	1
00-236-0367	.500	1.500
00-236-0368	.500	2
00-236-0369	.500	3
00-236-0370	.675	1.500
00-236-0372	.750	1.250
00-236-0373	.750	2
00-236-0375	1	1.500
00-236-0376	1	2

Hexagon

	WAF/In.
00-232-5614	.375
00-232-5615	.4375
00-232-5616	.500
00-232-5617	.5625
00-068-1424*	.625

	WAF/In.
00-232-5619	.6875
00-232-5620	.750
00-232-5621	.8125
00-232-5622	.875
00-232-5623	.9375
00-232-5624	1
00-232-5627	1.250
00-232-5629	1.375
00-232-5631	1.500
00-232-5632	1.625
00-232-5633	1.750
00-232-5635	1.875
00-232-5637	2.125
00-232-5639†	2.250
00-232-5640	2.375
00-232-5641	2.500
00-232-5645	2.750
00-232-5642	3
00-232-5647	3.500

* 12-20 foot lengths
† 12 foot minimum

Round

	Dia/In.
00-228-9234	.375
00-228-9235	.4375
00-228-9237	.5625
00-228-9238	.625
00-228-9239	.6875
00-228-9240	.750
00-228-9241	.8125
00-228-9242	.875
00-228-9243	.9375
00-228-9244	1
00-228-9246	1.125
00-228-9248	1.250
00-228-9250	1.375
00-228-9252	1.500
00-228-9254	1.625
00-228-9256	1.750
00-228-9258	1.875
00-228-9260	2
00-228-9261*	2.125
00-228-9263*	2.375
00-228-9264	2.500
00-228-9265†	2.625
00-228-9268*	3
00-228-9269*	3.250
00-228-9270*	3.375
00-228-9272*	3.750
00-228-9273*	4
00-228-9274‡	4.250
00-228-9275‡	4.500
00-228-9277‡	5.250
00-228-9278‡	5.500
00-228-9280§	6
00-228-9281‡	6.500
00-228-9267	2.875
00-228-9279	5.750

* 8-10 foot lengths
† 8-12 foot lengths
‡ 6-8 foot lengths
§ 3-8 foot lengths

Square

	WAF/In.
00-233-1286	.375
00-233-1287	.4375
00-233-1288	.500
00-233-1289	.675

	WAF/In.
00-233-1290	.750
00-233-1293	1
00-233-1294	1.250
00-233-1295	1.500
00-233-1296	2

ALLOY 482, HALF-HARD AND HARD TEMPER. Possesses good hot working properties and good machinability. Intended for use when free machining is required and may be used for forgings, bolts, studs, machined nuts and twin-buckles. More machinable than alloy 464.

ALLOY 482, HALF-HARD TEMPER.

Round

	Dia/In.	Lg/Ft
00-209-3969	.500	8-16
00-167-1935	2.250	8-10
00-167-1936	2.500	6-10
00-167-1937	2.750	6-10
00-167-1938	3	6-10
00-167-1939	3.500	6-10
00-167-1940	4	4-6
00-167-1941	5	6-10
00-167-1942	6	3-8

ALLOY 482, HARD TEMPER.

Hexagon

	WAF/In.	Lg/Ft
00-167-1905	.500	6-12
00-167-1891	.375	6-14
00-167-1905	.500	6-14
00-167-1894	.5625	6-14
00-167-1895	.625	6-14
00-167-1896	.6875	6-14
00-167-1897	.750	6-14
00-167-1901	1	6-14
00-167-1902	1.125	6-12
00-167-1907	1.750	6-12
00-167-1900	.937	6-12
00-167-1901	1.000	6-12
00-167-1902	1.125	6-12
00-167-1903	1.250	6-12

Round

	Dia/In.	Lg/Ft
00-167-1914	.375	6-14
00-167-1917	.500	6-14
00-167-1918	.5625	6-14
00-167-1919	.625	6-14
00-167-1921	.750	6-14
00-167-1923	.875	6-14
00-167-1925	1	6-14
00-167-1926	1.125	6-12
00-167-1927	1.250	6-12
00-167-1928	1.375	6-12
00-167-1930	1.625	6-12
00-167-1934	2	6-12
00-167-1916	.437	6-14

BRONZE, WROUGHT MANGANESE BRONZE, commercially called "high strength yellow brass." Intended for use where superior strength and corrosion resistance is required, such as valve stems, propeller blade bolts, air pumps, condenser bolts, gears, bearings and

CLASS 9530

similar items. It may be used in lieu of Naval Brass where high strength is required. 10-12 foot lengths.

CLASS A, WROUGHT, HALF-HARD TEMPER.

Hexagon

WAF/In.

00-294-9276	.500
00-230-6355	1
00-230-6353	1.500
00-230-6352	2
00-294-9726	.500

Round

Dia/In.

00-228-6852	.625
00-228-6853	.750
00-228-6854	1
00-228-6855	1.125
00-228-6856	1.250
00-228-6858	1.500
00-228-6859	1.750
00-228-6860	2
00-228-6861	2.250
00-228-6862	2.500
00-228-6863	2.625
00-204-0483	2.750
00-228-6864	3.250

CLASS B, HOT FINISHED.

Round, HALF-HARD

Dia/In.

00-232-8683	.750
00-204-1037	3
00-232-8688	1.125
00-232-8689	1.250

Round, HARD

Dia/In.

00-542-4676	.750
-------------	------

WROUGHT PHOSPHOR BRONZE BARS. Intended for bolt material, pump rods, springs, valve stems, valves, objects exposed to the action of salt water, valve disks and electric contacts or similar applications. Hard temper. 10-12 foot lengths for sizes up to 2-1/8 inches in diameter. 6-8 foot lengths for sizes 2-1/4 inches to 3 inches in diameter.

Flat

Thk/In. W/In.

00-236-0348*	.500	2
--------------	------	---

Hexagon

WAF/In.

00-236-0352	.625
00-236-0353	1.125
00-236-0355	1.500

Round

Dia/In.

00-167-1859	.375
00-167-1860	.500

Dia/In.

00-167-1861	.625
00-167-1862	.750
00-228-6832	.875
00-167-1863	1
00-228-6834	1.125
00-167-1864	1.250
00-228-6836	1.375
00-167-1865	1.500
00-167-1866	1.750
00-167-1867	2
00-228-6844	2.500
00-228-6846	2.750
00-228-6848	3
00-228-6827	.437
00-228-6840	1.875
00-228-6843	2.250
00-228-6845	2.625

COPPER ALLOY, SINTERED BARS. Intended for use where a self-lubricating, high-shock and high-impact application is required, such as powder bearings and washers. 6.500 inches long.

Round, cored

OD/In. ID/In.

00-277-9531	1	.500
00-529-8022	1.500	1
00-833-6140	1.750	1
00-529-8021	1.750	1.250
00-596-3469	1.875	.625
00-529-8020	2.250	1.750
00-529-8019	3	2
00-529-8018	3.625	2-1/2
00-554-9163	7	4
00-288-5972	2.375	4
00-288-5971	2.750	4
00-288-5970	1.250	4
00-288-5969	1.375	4

Round, solid

Dia/In.

00-277-8607	.750
00-277-8608	.875
00-277-8605	1
00-288-5976	1.125
00-277-8606	1.250
00-277-8604	1.500
00-288-5975	1.750
00-167-1960	2
00-288-5978	2.500
00-596-3468	3.250
00-277-8609	.500
00-277-8610	.625
00-288-5977	1.375

COPPER. Leaded and non-leaded tin bronze castings produced by static mold, centrifugal mold or continuous processes.

ALLOY 903, Excellent steam metal and high-tensile structural. Bronze used for expansion joints, special pipe fittings, valves, pump pistons and castings, bushings, bearings and similar applications with weight limitations requiring strength plus the corrosion resistance of Tin Bronze. This alloy is recommended for pipe fittings and similar parts which are to be Silver brazed.

Round, Cored

OD/In. ID/In. Lg/In.

00-234-4477	4	2	13
00-234-4479	5	2	13
00-234-4480	5	3	13
00-234-4481	5	4	13
00-234-4482	6	4	18
00-234-4484	7	3	18
00-234-4485	7	4	18
00-234-4486	7	5	18
00-234-4488	8	4	18
00-234-4489	8	5	18
00-234-4496	10	6	18
00-234-4503	12	9	18
00-234-4494	9	7	18

Round, Solid

Dia/In. Lg/In.

00-238-7184	1	13
00-238-7185	2	13
00-238-7186	2.500	13
00-238-7187	3	13

ALLOY 934 High leaded tin bronze used for strength, hardness or shock resistance and for general utility bearings, ordnance bushings and fittings. 13 inches long.

HEAT TREATED AND STRESS RELIEVED CONDITION.

Round, Cored

OD/In. ID/In.

00-238-2107	2.500	1.250
00-238-2108	2.750	1.250
00-238-2110	3	1.500
00-238-2119	4	2.500
00-238-2127	5	3
00-238-2131	5.500	3.500
00-238-2135	6	4
00-238-2145	8	4
00-238-2161	12	8
00-238-2111	3	2
00-238-2112	3.250	1.750
00-238-2114	3.500	2
00-238-2115	3.500	2.500
00-238-2116	3.750	2.250
00-238-2121	4.500	1.500
00-238-2122	4.500	2.500
00-238-2124	4.750	2.750
00-238-2129	5.500	1.500
00-238-2137	6.500	2.500
00-238-2138	6.500	3.500
00-238-2139	6.500	4.500
00-238-2141	7	3
00-238-2142	7	4
00-238-2146	8	5
00-238-2150	9	6

Round, Solid

Dia/In.

00-234-4476	3
-------------	---

AS CAST CONDITION, NO HEAT TREATMENT.

Round, Cored

OD/In. ID/In.

00-230-3498	1.250	.500
00-203-1831	1.250	.750

CLASS 9530

	OD/In.	ID/In.
00-230-3503	1.500	.750
00-230-3499	1-3/4	.500
00-230-3505	1-7/8	1
00-230-3504	2	.750
00-203-1850	2	1
00-230-3506	2.500	1
00-230-3514	2.750	1.750
00-230-3515	3	1.750
00-204-0218	3.500	1.500
00-224-6797	4	2
00-230-3522	4	3
00-238-2125	5	1
00-238-2126	5	2
00-238-2133	6	2
00-203-1861	1.500	.500
00-203-1849	2	.500
00-230-3504	2	.750
00-203-1841	3.500	1.250
00-238-2117	4	1
00-595-6864	5.500	2.500
00-238-2134	6	3
00-238-2143	7	5
00-238-2147	8	6
00-238-2149	9	5
00-238-2153	10	6
00-238-2155	10	8

Round, solid

	Dia/In.
00-203-1848	.750
00-230-3537	1
00-230-3538	1.250
00-224-6795	1.500
00-230-3539	2
00-230-3540	2.500
00-237-0768	4
00-203-1844	5
00-203-1856	.500
00-203-1830	1.375
00-203-1851	6.500

COPPER, 99.88% Intended for general fabrication purposes, but does not include bus bars for electrical applications nor bars with slit, sheared, sawed or machined edges. Hard temper. 6-14 foot lengths.

Flat

	Thk/In.	W/In.
00-167-1962	.250	2
00-294-9741*	.750	4
00-167-1963	.250	3
00-167-1964	.250	4

* 10-12 foot lengths

Furnished in 6 to 12 foot lengths.

Round

	Dia/In.
00-167-1971	.375
00-167-1972	.500
00-167-1973	.625
00-167-1974	.750
00-167-1975	.875
00-167-1976	1
00-167-1977	1.250
00-167-1978	1.500
00-555-6067*	3

* 10-12 foot lengths

COPPER ALUMINUM ALLOY (ALUMINUM BRONZE). (Alloy 642), Possesses greater resistance to corrosion than Manganese Bronze and may be used where greater strength and resistance to corrosion is required. It may also be readily forged. Intended for uses as valve stems, propeller blade bolts, worm wheels, engine valve seats, air pumps and condenser bolts and purposes requiring great strength with bearing qualities, such as slide liners.

Round

COLD DRAWN TEMPER. Annealed or stress relieved.

	Dia/In.	Lg/Ft
00-167-1834*	.375	6-12
00-228-6869*	.500	10-12
00-228-6871	.750	8-14
00-228-6872	1	8-14
00-228-6873*	1.125	8-12
00-228-6876	1.500	8-12
00-228-6878*	1.750	8-12
00-228-6879	2	8-12
00-228-6880	2.250	6-8
00-228-6870	.625	8-14
00-228-6778	.875	10-12
00-228-6874	1.250	8-12
00-228-6875	1.312	8-12
00-228-6877	1.625	8-12
00-228-6885	3	6-8
00-228-6887	3.500	4-6

* Forged

HOT ROLLED, forged, or extruded.

	Dia/In.	Lg/Ft
00-228-6886	3.250	4-6
00-228-6888	4	3-6

COPPER ALLOY NO. 630. Has good hot working properties. It is a high strength alloy which can be heat treated. Suitable for large shafts and structural parts where wear and corrosion resistance is necessary. Furnished in the annealed condition.

Round

	Dia/In.	Lg/Ft
00-684-4919	.4375	12
00-640-4611	1.750	6-10

COPPER ALLOY NO. 614, An alloy suitable for both hot and cold working and is used where high strength is required. Stress-relieved condition. 6-12 foot lengths.

Round

	Dia/In.
00-268-9680	.500
00-268-9681	.625
00-268-9676	.750

COPPER-NICKEL ALLOY BARS, COMPOSITION 70-30. Intended for use in applications involving exposure to sea water. Hot rolled, annealed and ground condition. 10 foot lengths.

Round, Soft temper.

	Dia/In.	Lg/Ft
01-039-0297*†	.500	8-12
01-028-0998	.750	8-12
01-028-0997	.875	8-12
01-039-0298*	1	8-12
00-097-0809	1	8-12
01-039-0305*	1.205	8-12
01-039-0299*	1.500	8-12
00-097-0911	1.500	8-12
01-015-6709*	1.750	10-12
01-039-0300*	2	8-12
00-097-0913	2	8-12
00-097-0914	2.500	8-12
01-017-0817	2.500	10-12
01-038-9747*†	3	6-8
01-039-0302	3	6-8
01-010-0661‡	3.500	10
01-039-0303*	3.500	8-12
01-039-0304*	4	3-5
00-097-0989	4	8-12
01-028-1000	4.500	8-12
01-093-0048*	6	4-6
00-126-1057	6.250	8-12
01-029-5071§	8	2-5
01-027-9651	10	10

* Hot or cold worked

† Hard temper

‡ HX Quality control items.

§ Forged

NICKEL-CHROMIUM-IRON ALLOY. 10 foot lengths. HX Quality control items. Design Control Reference Number 8724 ESR-VAR-.

Round

	Dia/In.	8724-
01-010-0664	1.500	0109
01-010-0665	2	0110
01-010-0666	3	0111
01-010-0667	4	0112

COPPER-SILICON ALLOY BARS, COPPER ALLOY NUMBER 655. Intended for general purpose where resistance to stress corrosion is needed. 10-12 foot lengths. Hard temper.

Hexagon

	WAF/In.
00-228-9282	13/16

Round

	Dia/In.
00-811-6967	.500
00-224-1185	.625
00-835-1261*	1
00-835-1263*	2
00-835-1265*	3

* 8 foot nominal length

MAGNESIUM ALLOY BARS. 10-12 foot lengths.

COMPOSITION AZ31, Temper F as fabricated. Possesses good extrusion characteristics and moderate mechanical properties.

Round

	Dia/In.
00-618-6951*	.500
00-596-3421	3.500

CLASS 9530

Dia./In. Lg/Ft
 * 8-12 foot lengths 01-015-3469* 2 12-20
 * 12-20 foot lengths

COMPOSITION AZ61A, Temper F as fabricated.

Round

	Dia./In.
00-204-0009	.625
00-596-3420	1
00-596-3419	3

NICKEL-COPPER ALLOY BARS. Intended for use where a combination of high strength, ductility and excellent resistance to corrosion are involved.

COLD DRAWN, STRESS-RELIEVED, OR HOT FINISHED. A general purpose alloy use by aircraft, chemical, housewares, oil refinery, paper and pulp, and many other industries in the manufacture of articles requiring bending, forming, upsetting and similar operations.

COLD DRAWN, STRESS RELIEVED. 6-20 foot lengths.

Hexagon

	Dia./In.
00-250-8641	.375
00-250-8642	.500
00-250-8643	.5625
00-250-8644	.625
00-250-8645	.750
00-250-8646	.8125
00-250-8647	.9375
00-250-8648	1
00-250-8649	1.125
00-250-8650	1.3125
00-250-8651	1.500
00-242-7425	1.750
00-242-7429	1.875
00-081-7442	2

Round

	Dia./In.	Lg/Ft
00-250-8655	.375	6-20
00-250-8656	.500	6-20
01-015-3467*	.625	12-20
01-015-3471	1	16-20
01-015-3468	1.250	12-20

HOT FINISHED. 6-24 foot lengths.

Round

	Dia./In.
00-239-4454	.375
00-239-4455	.4375
00-239-4456	.500
00-090-9999*	.625
00-239-4457	.625
00-239-4458	.750
00-091-0000*	.750
00-239-4459	.875
00-239-4460	1
00-091-0002*	1
00-239-4461	1.125
00-239-4462	1.250
00-239-4463	1.3125
00-239-4464	1.500
00-239-4465	1.625
00-239-4466	1.750
00-239-4467	1.875
00-239-4468	2
00-538-8049†	2.250
00-239-4470	2.375
00-239-4471	2.500
01-152-1317*	2.500
00-239-4473	2.750
00-239-4474	3
00-091-0023*	3
00-239-4475	3.250
00-239-4476	3.500
00-239-4478	4
00-091-0019*	4
00-250-8658	6
00-081-7246*	6
00-250-8659	8
00-081-7247*	8
00-239-4472	2.625

* 8-12 foot lengths
 † 12-20 foot lengths

NICKEL-COPPER ALUMINUM ALLOY, WROUGHT. Intended for uses in applications requiring high strength, resistance to corrosion and low magnetic permeability. 6-20 foot lengths.

HOT FINISHED

Round

	Dia./In.	Lg/Ft
00-056-5137	.9375	8-12
00-244-9032	3.250	6-10
00-244-9033	3.500	6-10
00-244-9030	4	6-10
00-244-9028	5	6-20
01-274-5768	5.500	10
00-244-9029	6	6-20
00-244-9031	4.500	-

COLD DRAWN

Round

	Dia./In.	Lg/Ft
00-055-6696*	1	8-12
00-244-9041	1.375	6-20
00-244-9038	2	6-20
00-244-9039	2.125	6-20
00-244-9036	2.250	6-12
00-244-9034	2.750	6-20
00-244-9035	3	6-20

* Natural aged

COLD DRAWN, ANNEALED AND AGE HARDENED.

Round

	Dia./In.	Lg/Ft
01-049-7957*	.500	5
00-903-3548	.500	6-20
00-903-3551	.875	6-20
00-903-3553	1.125	8-20
00-903-3554	1.250	8-20
00-244-9040	1.500	6-20
01-049-7958*	2.500	5

* Forged and sheared

COLD DRAWN OR HOT FINISHED

Round

	Dia./In.	Lg/Ft
00-512-2359	.625	8-12
00-512-2356	.750	8-12
00-512-2361	1	8-12
00-512-2366	1.500	8-12

CLASS 9535

PLATE, SHEET, STRIP, AND FOIL: NONFERROUS BASE METAL

NOTE: As non-plastic alternatives to plastic items currently in use are identified, information will be provided through shopping advisory messages and the Afloat Shopping Guide. To help you shop more "wisely", items recommended for shipboard use will be annotated with "NP" by the National Item Identification Number.

BRASS SHIM STOCK ASSORTMENT

Assortment consists of 4 different thickness shims. Material is in accordance with SAE number 70A.

	Thk/In.	W/In.	Lg/Ft
00-288-6370	.002	2.531	24

BRASS, TROPHY

Sheets of free cutting trophy brass.

	Thk/In.	W/In.	Lg/Ft
01-054-2769	.025	12	12

METAL FOIL

ALUMINUM. Suitable in many applications for use as a noncorrosive barrier between surfaces which have been coated with preservative compounds and wood or dunnage or between treated surfaces and other surfaces which would cause corrosive action. Foil 0.0005 inch and less in thickness is suitable for aircraft applications such as shielding or insulation of components

PRECAUTION – Direct contact of Aluminum Foil with metals other than cadmium, magnesium, aluminum or zinc shall be avoided in applications which may be exposed to water, to prevent galvanic action.

SLICK ANNEALED SURFACE FINISH, THINLY OILED. Not intended for food processing or handling. Type 1, Grade B.

	Thk/In.	W/In.	Lg/Ft
00-277-6268	.0005	10	3416.5
00-721-9726	.0010	15	1424
00-684-4668	.0010	18	475
00-242-5661	.0015	24	1130
00-273-1815	.0020	18	850
00-273-1817	.0020	36	850
00-242-5665	.0030	24	565
00-752-9061	.0035	36	240
00-254-4262	.0050	12	14

DRY ANNEALED, OIL FREE

	Thk/In.	W/In.	Lg/Ft
00-541-2453	.0010	12	75

METAL SEAL STRIP

BRASS, half hard temper, composition 230. Tinned on both sides. Comes on a reel.

	Thk/In.	W/In.	Lg/Ft
00-240-1713	.005	.438	500


COPPER, cold or hot rolled, annealed.

	Thk/In.	W/In.	Lg/Ft
00-005-0924	.010	.375	.500

PLATE, FLOOR, METAL

ASTM B632 Aluminum Alloy. Rolled, T6 temper, solution heat treated and artificially aged. Raised diamond pattern. Intended for use in engine and boiler rooms, in machinery spaces and similar locations.

	Thk/In.	W/In.	Lg/Ft
00-889-2320	.250	60.000	8.000



	Thk/In.	W/In.	Lg/Ft
00-542-4601	.188	48.000	8.000

PLATE, METAL

ALUMINUM

ALCLAD ALLOY 2014. T651 temper, solution heat treated and stress relieved by stretching. Copper Silicon Manganese. Surface finished with alloy 6003 cladding. Intended for use where high strength with moderately good resistance to corrosion is required.

	Thk/In.	W/In.	Lg/Ft
00-231-8327	.250	48	12
00-596-2004	.375	48	12

T351 temper, solution heat treated and stress relieved by stretching.

	Thk/In.	W/In.	Lg/Ft
00-232-6947	.250	48	12
00-684-4387	.250	60	7
00-167-2185	.313	48	12
00-232-6948	.375	36	8
00-167-2187	.500	48	12
00-232-6950	.625	36	8
00-167-2188	.625	48	12
00-232-6951	.750	24	6

	Thk/In.	W/In.	Lg/Ft
00-835-4060	1.000	36	8
00-232-6885	1.250	24	6
00-232-6856	1.500	24	6

ALLOY 2024. Copper-Magnesium-Manganese. Intended for use where high strength is required and no welding is involved.

TEMPER O, ANNEALED.

	Thk/In.	W/In.	Lg/Ft
00-167-2260	.313	48	12
00-167-2262	.500	48	12

ALLOY ALCLAD 2024, Copper-Magnesium-Manganese. Surface finished with Alloy 1230 cladding. Intended for use where high strength with good resistance to corrosion is required.

TEMPER O, ANNEALED.

	Thk/In.	W/In.	Lg/Ft
00-242-2691	.250	24	6

TEMPER T351, solution heat treated and stress relieved by stretching.

	Thk/In.	W/In.	Lg/Ft
00-232-0439	.250	24	6

ALLOY 3003, Manganese-Iron-Silicon. A general purpose Alloy for moderate strength applications. It has good workability characteristics, is readily welded, and has good corrosion resistance.

TEMPER H14, strain hardened, half hard temper.

	Thk/In.	W/In.	Lg/Ft
00-232-7419	.250	36	8

ALLOY 5052. Magnesium Chromium Iron Silicon. Intended for use in applications when moderate strength in a non heat treatable Alloy plate is desired.

H32 temper. Strain hardened and stabilized.

	Thk/In.	W/In.	Lg/Ft
00-975-2727	.250	36	8

H34 temper, strain hardened and stabilized to a half hard temper.

	Thk/In.	W/In.	Lg/Ft
00-232-7420	.250	48	12
00-232-7421	.375	36	8
00-232-7422	.500	36	8

CLASS 9535

ALLOY 5086. H116 temper. Magnesium Manganese Chromium. Intended for use in applications where a weldable moderate strength alloy having a good corrosion resistance is required.

	Thk/In.	W/In.	Lg/Ft
01-133-7372	.250	48	12
01-012-2359	.250	60	20
01-012-2360	.250	60	29
01-012-2361	.250	72	20
01-012-2362	.250	72	29
01-012-2363	.250	84	20
01-012-2364	.250	96	20
01-012-2365	.250	96	29
01-012-2366	.375	60	20
01-012-2367	.375	60	29
01-012-2368	.375	72	20
01-012-2369	.375	72	29
01-012-2370	.375	84	20
01-012-2371	.375	96	20
01-012-2372	.375	96	28.583
01-012-2373	.500	60	20
01-012-2374	.500	72	20
01-012-2375	.500	72	29
01-012-2376	.500	84	20
01-012-2378	.625	60	20
01-012-2379	.625	96	20
01-013-3209	.750	60	20
01-012-2380	.750	84	20
01-012-2382	.750	96	29
01-012-2383	1.0	60	20
01-120-8270	1.000	48	12

ALLOY 5456. Magnesium Manganese Chromium and Iron plus Silicon. Intended for use in applications requiring a weldable, moderate strength, non heat treatable alloy.

H116 temper, strain hardened one-quarter hard temper and then stabilized.

	Thk/In.	W/In.	Lg/Ft
01-012-2396	.250	24	30
01-013-4079	.250	48	20
01-012-2398	.250	48	24
01-012-2399	.250	48	29
01-012-2403	.250	72	15
01-012-2406	.250	86	25
01-013-4080	.250	60	20
01-012-2404	.250	72	20
01-012-3423	.313	66	25
01-012-3424	.375	45	15
01-012-3425	.375	45	24
01-159-1326	.375	48	12
01-012-3426	.375	60	20
01-012-3428	.375	72	20
01-012-3430	.375	86	25
01-012-2410	.500	86	25
01-013-3098	.500	48	12
01-012-2407	.500	48	24
01-012-2408	.500	72	15
01-012-2409	.500	72	24
01-012-3431	.625	86	25
01-012-2411	.750	48	12
01-012-2394	.750	48	16
01-012-2412	.750	66	25
01-013-4081	.875	86	25
01-163-2654	.875	48	12
01-159-1325	1.000	48	12
01-162-2640	1.125	48	12
01-012-2387	1.250	60	5
01-012-2388	1.37	52	42
01-012-2389	1.500	24	2

	Thk/In.	W/In.	Lg/Ft
01-012-2390	1.500	48	12
01-012-2391	1.625	24	5.5
01-013-4078	2.500	66	25
01-012-2392	3.000	24	2

H117 temper.

	Thk/In.	W/In.	Lg/Ft
01-013-1174	.190	48	24
01-012-2397	.250	48	15
01-013-2546	.500	60	25

TEMPER H-321

	Thk/In.	W/In.	Lg/Ft
00-892-4615	3.75	03	63

ALLOY 6061. Magnesium Silicon Copper. Intended for use where good strength and workability are required. Thickness and width shown in inches, length shown in feet.

O temper, annealed.

	Thk	W	Lg
00-596-2008	.250	48	12

TEMPER T4, solution heat treated and naturally aged to substantially stable condition

	Thk/In.	W/In.	Lg/Ft
00-824-9486	.500	36	8

TEMPER T6, solution heat-treated and artificially aged.

	Thk/In.	W/In.	Lg/Ft
00-242-8611	.750	36	8

T651 temper, solution heat-treated and stress relieved by stretching.

	Thk/In.	W/In.	Lg/Ft
00-324-9560	.250	36	8
01-015-3473	3.000	36	8
00-231-8230	.250	48	12
00-231-8232	.313	48	12
00-495-7813	.375	36	3
00-231-8235	.375	48	12
00-231-8236	.500	36	8
00-242-8608	.500	48	12
00-242-8613	1.000	36	8

ALLOY 7075, Zinc-Magnesium-Copper Chromium. Intended for use in applications requiring a high strength heat-treatable Alloy.

TEMPER T651, solution heat treated and stress relieved by stretching.

	Thk/In.	W/In.	Lg/Ft
00-236-7026	.250	24	6
00-684-7607	.313	45	12
00-811-1005	.375	24	2
00-043-0080	.500	48	2
00-242-2688	1.000	24	2

BRASS

ALLOY 464. Naval brass plate. Material possesses excellent hot working properties with

fair machinability, but hardens rapidly on cold working.

SOFT TEMPER

	Thk/In.	W/In.	Lg/Ft
00-231-8315	.250	48	8
00-231-8317	.375	24	4
00-231-8318	.375	36	6
00-231-8320	.375	48	10
00-231-8322	.500	42	10

HALF-HARD TEMPER

	Thk/In.	W/In.	Lg/Ft
00-231-8289	.250	24	8
00-231-8290	.750	48	8
00-231-8291	1.000	48	8

COPPER

COPPER PLATES with slit, slit and edge-rolled, sheared, sawed, or machined edges intended for general purpose applications.

TEMPER, COLD ROLLED, SOFT ANNEALED

	Thk/In.	W/In.	Lg/Ft
00-640-4632	.190	24	5
00-231-8269	.229	48	8
00-277-9530	.250	24	4
00-240-5121	.250	36	6
00-240-5122	.257	48	8

COPPER-NICKEL ALLOY

COPPER-NICKEL ALLOY PLATES which is satisfactory for use involving sea water exposure.

COMPOSITION 70-30, HARD TEMPER.

	Thk/In.	W/In.	Lg/Ft
00-223-1873	.250	48	8

COMPOSITION 90-10, HARD TEMPER

	Thk/In.	W/In.	Lg/Ft
00-141-8061	.250	36	8
00-141-8062	.250	48	8
00-204-0085	1.000	48	4

COPPER-SILICON ALLOY

COPPER-SILICON ALLOY PLATES intended for general purpose use where resistance to stress and corrosion is required.

ALLOY NO. 665, SOFT TEMPER

	Thk/In.	W/In.	Lg/Ft
00-542-4832	.500	48	8

MAGNESIUM

ALUMINUM-ZINC-MANGANESE ALLOY PLATES possessing a combination of good mechanical properties and forming characteristics at about 650 degrees Fahrenheit. Composition AZ31B is a weldable grade of magnesium plate with calcium controlled to 0.04 percent maximum.

TEMPER H24, strain hardened then partially

annealed. Chrome pickled surface finish. 6 feet long.

	Thk/In.	W/In.
00-242-8792	.250	24

NICKEL/COPPER

GENERAL PURPOSE ALLOY. Combining comparatively high strength, ductility, and excellent resistance to corrosion. Alloy is hot finished and used by aircraft, building, chemical, and other industries in the manufacture of articles requiring bending, forming up, setting, and similar operations.

	Thk/In.	W/In.	Lg/Ft
00-232-2316	.250	36	10
00-232-2317	.250	48	10
00-232-2315	.375	48	10
00-232-2312	.500	36	10
00-232-2313	.625	36	10
00-232-2311	.750	36	10
00-277-6278	1.000	36	10

SHEET, METAL

ALUMINUM

ALLOY 1100. Intended for use when very good formability and good resistance to corrosion are required and when high strength is not necessary. This material is readily weldable. Thickness and width in inches, length in feet.

O temper, annealed.

	Thk/In.	W/In.	Lg/Ft
00-242-8595	.016	36	8
00-232-1856	.020	36	8
00-528-7174	.032	36	6
00-232-1859	.050	36	8
00-232-1860	.063	36	8
00-232-1861	.080	36	8
00-232-1862	.100	36	8
00-684-6055	.125	48	12
00-585-2049	.190	48	12

TEMPER H14, STRAIN HARDENED HALF-HARD TEMPER.

	Thk/In.	W/In.	Lg/Ft
00-167-2217	.020	36	10
00-167-2218	.025	36	10
00-229-0624	.032	48	10
00-167-2220	.040	36	10
00-167-2221	.050	48	10
00-203-1892	.063	48	10
00-167-2223	.071	48	10
00-167-2225	.090	48	10
00-232-1854	.095	36	8
00-167-2226	.1125	48	10

H14 temper, strain hardened, half-hard.

	Thk/In.	W/In.	Lg/Ft
00-231-8370	.012	.5	1.704

T3 temper, solution heat treated and cold worked.

	Thk/In.	W/In.	Lg/Ft
00-230-7628	.012	24	10
00-224-7032	.020	36	8

	Thk/In.	W/In.	Lg/Ft
00-167-2173	.020	36	12
00-230-7639	.025	36	8
00-167-2174	.025	36	12
00-167-2175	.032	36	12
00-232-8846	.032	48	12
00-167-2176	.040	36	12
00-236-7002	.040	48	12
00-236-7009	.045	48	12
00-236-6999	.050	48	12
00-236-7000	.050	60	12
00-232-8825	.063	48	12
00-232-8826	.063	60	12
00-230-7570	.071	48	12
00-230-7578	.080	48	12
00-230-7592	.090	48	12
00-580-6879	.100	48	12
00-230-7646	.125	48	12
00-640-4210	.160	48	12
00-640-4326	.190	48	12
00-630-5976	.224	48	12

TEMPER T36, solution heat treated and cold worked by reduction of 6 percent. 12 foot lengths.

	Thk/In.	W/In.
00-232-7511	.050	48
00-232-7512	.063	48
00-232-7525	.125	48
00-640-4324	.190	48

ALLOY ALCLAD 2024. Copper-Magnesium-Manganese. Surface finished with Alloy 1230 cladding. Intended for use where high strength with good resistance to corrosion is required.

TEMPER O, ANNEALED.

T3 temper, solution heat treated and cold worked.

	Thk/In.	W/In.	Lg/Ft
00-232-0503	.016	24	6
00-167-2263	.016	36	12
00-232-0505	.020	36	8
00-167-2264	.020	36	12
00-232-0508	.025	36	8
00-167-2265	.025	36	12
00-167-2266	.032	36	12
00-232-0489	.032	48	12
00-167-2267	.040	36	12
00-232-0494	.040	48	12
00-232-0501	.050	48	12
00-232-0516	.050	60	12
00-232-0519	.063	48	12
00-232-0522	.071	48	12
00-232-0525	.080	48	12
00-232-0529	.090	48	12
00-640-4274	.100	48	12
00-232-0532	.125	48	12
00-232-0533	.160	48	12
00-167-2274	.012	36	12
00-232-0543	.016	36	12
00-232-0546	.020	36	8
00-167-2277	.020	36	12
00-167-2278	.025	36	12
00-232-0550	.025	48	12
00-167-2279	.032	36	12
00-232-0565	.032	48	12
00-167-2280	.040	36	12
00-232-0583	.040	48	12
00-232-0586	.040	60	12

	Thk/In.	W/In.	Lg/Ft
00-640-2311	.050	36	12
00-232-0569	.050	48	12
00-288-0680	.050	48	24
00-232-0570	.050	60	12
00-232-0378	.063	48	12
00-232-0379	.063	60	12
00-232-0383	.071	48	12
00-232-0398	.080	48	12
00-232-0405	.090	48	12
00-288-0675	.100	48	12
00-232-0418	.125	48	12
00-232-0419	.125	60	12
00-640-4273	.160	48	12
00-232-0437	.190	48	12
00-232-0438	.190	60	12

TEMPER T36, solution heat treated and cold worked by reduction of 6 percent. 12 foot lengths.

	Thk/In.	W/In.
00-232-0453	.040	48
00-232-0455	.063	48
00-232-0459	.125	48
00-167-2190	.040	36
00-167-2192	.063	48

ALLOY 3003. Manganese Iron Silicon. A general purpose alloy for moderate strength applications. It has good workability characteristics, is readily welded, and has good corrosion resistance.

H14 temper, strain hardened half hard.


	Thk/In.	W/In.	Lg/Ft
00-243-3501	.025	36	8
00-529-7802	.032	36	8
00-228-3137	.032	48	12
00-231-8148	.040	36	8
00-555-4686	.050	36	8
00-228-9340	.050	48	12
00-231-8149	.063	36	8
00-640-4609	.063	48	12
00-230-7533	.080	48	12
00-231-8420	.090	48	12
00-229-0902	.100	48	12
00-231-8422	.125	36	8
00-229-0933	.125	48	12
00-231-8424	.160	36	8
00-231-8425	.190	36	8

ALLOY 5052. Magnesium Chromium Iron Silicon. Intended for use when moderate strength in a non heat-treatable alloy sheet is desired such as in cannisters, grills, strainers and similar items. Thickness and Width shown in inches.

H22 temper or H32 temper, strain hardened, half hard and then stabilized.

	Thk/In.	W/In.	Lg/Ft
00-167-2212	.020	36	12
00-232-7615	.025	36	8
00-167-2213	.032	36	12
00-167-2214	.040	36	12
00-167-2215	.050	48	12
00-167-2216	.063	48	12
00-232-7609	.071	48	12
00-232-7607	.080	48	12

CLASS 9535



	Thk/In.	W/In.	Lg/Ft
00-204-2286*	.040	36	8

* Perforated with staggered centers.

H32 temper, strain hardened one quarter hard and then stabilized. 8 foot length.

	Thk/In.	W/In.	Lg/Ft
00-242-8597	.016	36	8
00-242-8598	.020	36	8
00-232-6857	.025	36	8
00-232-6858	.032	36	8
00-232-6859	.032	48	8
00-824-9481	.032	48	12
00-232-6862	.040	36	8
00-232-6864	.040	48	12
00-232-6865	.050	36	8
01-010-2547	.050	36	8
00-232-6866	.050	48	8
00-232-6867*	.050	48	12
01-016-3026*	.050	48	8
00-232-6868	.063	36	8
00-232-6869	.063	48	8
00-232-6870	.063	48	12
00-232-6872	.080	48	8
00-232-6873	.090	36	10
00-232-6874	.090	48	12
00-232-6878	.100	48	8
00-232-6879	.125	36	8
01-093-1648	.125	48	8
00-232-6880	.125	48	12
00-230-2345	.156	36	10
00-232-6881	.190	36	8

* Perforations with staggered centers.

TEMPER H34, strain hardened half hard temper and then stabilized. 8 foot lengths.

	Thk/In.	W/In.
00-242-8599	.016	36
00-240-3048*	.032	48
00-242-8604	.050	36
00-242-8605	.063	36
00-242-8606	.080	36
00-242-8607	.090	36
00-232-1879*	.125	48
00-232-1880	.190	36

* 12 foot lengths

O temper, annealed.

	Thk/In.	W/In.	Lg/Ft
00-805-0710	.025	48	12
00-232-7597	.040	48	12
00-232-7594	.050	48	12
00-232-7595	.050	60	12
00-232-7593	.063	48	12
00-232-7590	.063	60	12
00-232-7591	.071	48	12
00-293-5287	.090	36	8
00-640-4924	.100	48	12
00-231-8340	.125	48	12

	Thk/In.	W/In.	Lg/Ft
00-232-0370	.190	48	12

ALLOY ALCLAD 2014, Copper Silicon Manganese. Surface finished with Alloy 6003 cladding. Intended for use where high strength with moderately good resistance to corrosion is required.

TEMPER O, ANNEALED.

	Thk/In.	W/In.	Lg/Ft
00-232-0469	.025	36	8
00-232-0471	.032	48	12
00-232-0472	.040	48	12
00-580-6237	.050	48	12
00-580-6236	.063	48	12
00-232-0476	.080	48	12
00-580-6548	.090	48	12
00-580-6546	.100	48	10
00-232-0479	.125	48	12

TEMPER T6, solution heat treated and artificially aged.

	Thk/In.	W/In.	Lg/Ft
00-231-8328	.016	24	6
00-640-4610	.032	36	10
00-234-2152	.032	48	12
00-640-4605	.040	36	10
00-231-8330	.040	48	12
00-231-8332	.051	48	12
00-231-8333	.063	48	12
00-231-8335	.080	48	12
00-231-8324	.125	48	12
00-203-5745	.160	48	12
00-231-8326	.190	48	12

ALLOY 2024, Copper-Magnesium-Manganese. Intended for use where high strength is required and no welding is involved.

TEMPER O, ANNEALED,

	Thk/In.	W/In.	Lg/Ft
00-229-0941	.020	36	8
00-229-0944	.052	36	8
00-167-2248	.032	36	12
00-229-0907	.032	48	12
00-167-2249	.040	48	12
00-229-0896	.040	48	12
00-229-0917	.050	48	12
00-232-8806	.050	60	12
00-230-7552	.063	48	12
00-232-8812	.063	60	12
00-684-4597	.071	48	12
00-229-0618	.080	48	12
00-230-7555	.090	48	12
00-640-4272	.100	48	12
00-230-7563	.125	48	12
00-640-4076	.160	48	12
00-630-3835	.190	48	12

ALLOY 5086. Magnesium Manganese Chromium. Intended for use where a weldable moderate strength alloy having good corrosion resistance is required.

H32 temper, strain hardened one quarter hard and then stabilized.

	Thk/In.	W/In.	Lg/Ft
00-542-2625	.025	36	8

	Thk/In.	W/In.	Lg/Ft
00-542-2626	.032	36	8
00-542-2628	.040	36	8
00-542-2629	.040	48	12
00-542-2630	.050	36	8
00-542-2631	.050	48	12
00-260-3078	.060	12	3
00-542-2634	.090	36	8
00-542-2636	.125	36	8
00-542-2637	.125	48	8
00-542-2638	.140	48	12
00-866-0294	.188	48	8
01-012-2428	.190	72	20
01-012-2429	.190	84	20

H116 temper, rolled and specially treated.

	Thk/In.	W/In.	Lg/Ft
01-012-2423	.100	48	10
01-285-4079	.125	48	8
01-012-2427	.190	60	10

ALLOY 5456. Magnesium Manganese Chromium and Iron plus Silicon. Intended for use in applications requiring a weldable, moderate strength, non-heat-treatable alloy.

H116 temper, strain hardened one-quarter hard temper and then stabilized.

	Thk/In.	W/In.	Lg/Ft
01-012-2434	.190	45	15
01-012-2436	.190	48	16
01-012-2438	.190	60	20

H117 temper.

	Thk/In.	W/In.	Lg/Ft
01-013-4083	.190	48	15

ALLOY 6061. Magnesium Silicon Copper. Intended for use where good strength and workability are required.

O temper, annealed.

	Thk/In.	W/In.	Lg/Ft
00-232-7568	.025	36	8
00-596-3786	.025	36	12
00-596-3787	.032	36	12
00-232-7569	.032	48	12
00-596-3788	.040	36	12
00-232-7567	.040	60	10
00-232-7564	.050	48	12
00-618-7331	.050	60	12
00-232-0387	.063	48	12
00-232-0388	.071	48	12
00-232-0320	.080	48	12
00-232-0321	.090	48	12
00-232-0318	.100	48	12
00-232-7562	.160	48	12
00-232-7563	.190	48	12

T4 temper, solution heat treated and naturally aged to a substantially stable condition.

	Thk/In.	W/In.	Lg/Ft
00-541-7192	.025	48	12
00-596-3791	.032	36	12
00-541-7193	.040	48	12
00-541-7194	.050	48	12
00-808-3333	.063	48	12
00-232-7554	.080	48	12

CLASS 9535

	Thk/In.	W/In.	Lg/Ft
00-232-7555	.090	48	12
00-596-3784	.125	48	12

T6 temper, solution heat treated and artificially aged.

	Thk/In.	W/In.	Lg/Ft
00-232-1881	.020	36	8
00-250-6498	.025	36	8
00-596-3794	.025	36	12
00-250-6499	.032	36	8
00-596-3793	.032	36	12
00-250-6500	.032	48	12
00-250-6501	.040	36	8
00-250-6502	.040	48	12
00-596-3792	.040	36	12
00-250-6503	.050	36	8
00-250-6907	.050	48	12
00-232-1882	.063	48	12
00-580-6523	.071	48	12
00-250-6908	.080	48	12
00-232-1883	.090	36	8
00-818-0871	.090	48	12
00-720-0731	.100	48	12
00-232-1884	.125	36	8
00-234-8717	.125	48	12
00-232-1886	.160	48	12
00-232-1889	.190	36	8
00-232-1888	.190	48	12
00-288-3096	.190	60	12

ALLOY 7075, Zinc-Magnesium-Copper-Chromium. Intended for use in applications requiring a high strength heat-treatable Alloy.

TEMPER O, ANNEALED.

	Thk/In.	W/In.	Lg/Ft
00-236-7036	.032	48	12
00-236-7037	.040	48	12
00-684-1431	.050	48	12
00-236-7040	.071	48	12
00-236-7042	.090	48	12
00-585-2028	.100	48	12
00-236-7044	.125	48	12
00-236-7025	.160	48	12

TEMPER T6, solution heat treated and artificially aged.

	Thk/In.	W/In.	Lg/Ft
00-236-7030	.020	36	8
00-229-0948	.025	36	12
00-230-7545	.032	48	12
00-230-7546	.040	48	12
00-230-7547	.050	48	12
00-528-9817	.063	48	12
00-684-6064	.071	48	12
00-528-9816	.080	48	12
00-243-3512	.090	48	12
00-243-3512	.090	48	12
00-528-9815	.100	48	12
00-528-9813	.460	48	12

ALLOY 7075 ALCLAD. Zinc Magnesium Copper Chromium. Surface finished with alloy 7072 cladding. Intended for use in applications where very high strength with good resistance to corrosion is required.

TEMPER O, ANNEALED.

	Thk/In.	W/In.	Lg/Ft
00-236-7067	.016	36	12
00-236-7069	.020	36	8
00-236-7070	.025	36	8
00-585-2803	.025	48	12
00-167-2236	.032	36	12
00-236-7072	.032	48	12
00-167-2237	.040	36	12
00-236-7081	.050	48	12
00-288-0661	.050	60	12
00-236-7082	.063	48	12
00-268-9566	.063	60	12
00-236-7083	.071	48	12
00-236-7084	.080	48	12
00-236-7085	.090	48	12
00-232-7544	.125	48	12
00-232-7546	.160	48	12
01-265-6414	.140	48	12

TEMPER T6, solution heat treated and artificially aged.

	Thk/In.	W/In.	Lg/Ft
00-236-7091	.012	24	6
00-232-7531	.016	36	12
00-232-7533	.020	36	12
00-249-5803	.025	36	12
00-232-7534	.025	48	12
00-249-5811	.032	36	12
00-232-7535	.032	48	12
00-684-6422	.036	48	12
00-249-5808	.040	36	12
00-232-7536	.040	48	12
00-232-7537	.040	60	12
00-249-5809	.050	48	12
00-232-7539	.063	48	12
00-288-0666	.063	48	18
00-232-7540	.063	60	12
00-232-7541	.071	48	12
00-232-7542	.080	48	12
00-236-7073	.090	48	12
00-236-7075	.125	48	12
00-293-5285	.125	60	12
00-236-7077	.190	48	12

ALLOY 7178, Zinc-Magnesium-Copper-Chromium. Intended for use in high strength applications. This material has poor resistance to fracture propagation. This factor should be considered in the design of structures for weapons systems.

TEMPER O, ANNEALED

	Thk/In.	W/In.	Lg/Ft
00-541-7268	.025	48	12
00-684-4550	.063	48	12
00-814-8575	.100	48	12
00-554-9170	.125	48	12

TEMPER T6, solution heat treated and artificially aged.

	Thk/In.	W/In.	Lg/Ft
00-541-7276	.040	48	12
00-541-7278	.050	48	12
00-541-7281	.071	48	12
00-814-8572	.080	48	12
00-814-8573	.100	48	12
00-554-9179	.125	48	12
00-554-9176	.190	48	12

ALLOY ALCLAD 7178, Zinc-Magnesium-Copper-Chromium. Surface

finished with Alloy 7072 cladding. Intended for use in high strength aeronautical applications. This material has poor resistance to fracture propagation. This factor should be considered in the design of structures for weapons systems.

TEMPER O, ANNEALED.

	Thk/In.	W/In.	Lg/Ft
00-618-4234	.020	36	12
00-585-2801	.025	48	12
00-585-2802	.032	48	12
00-618-4233	.040	48	12
00-618-4239	.050	48	12
00-814-8591	.063	48	12
00-585-2718	.071	48	12
00-585-2717	.090	48	12
00-585-2720	.100	48	12
00-585-2721	.125	48	12

TEMPER T6, solution heat treated and artificially aged.

	Thk/In.	W/In.	Lg/Ft
00-555-4934	.025	48	12
00-814-8584	.032	48	12
00-814-8577	.040	48	12
00-814-8578	.050	48	12
00-555-4933	.063	48	12
00-585-2715	.071	48	12
00-555-4932	.080	48	12
00-555-4931	.090	48	12
00-585-2714	.100	48	12
00-814-8583	.125	48	12

PERFORATED ALUMINUM

Square perforations, .453 inches by .453 inches with .500 inch center to center dimensions.

ALLOY ALCLAD 2024, Copper-Magnesium-Manganese. Surface finished with Alloy 1230 cladding. Intended for use where high strength with good resistance to corrosion is required.

TEMPER O, ANNEALED

	Thk/In.	W/In.	Lg/Ft
00-835-1131	.050	24	3

BRASS

LEADED AND NON-LEADED composition brass sheets with slit, slit and edge-rolled, sheared, sawed, or machined edges used in applications for fabricated or machined items.

ALLOY 240. Half hard temper (low brass, 80%) is suitable for various drawing and forming operations. Used in making flexible metal hose and bellows.

	Thk/In.	W/In.	Lg/Ft
00-167-2111	.032	36	12
00-167-2114	.063	36	12

ALLOY NO. 260 (cartridge brass, 70 percent) is easily cold worked, and is used in the manufacture of items which require progressive machine operations, and in deep drawing and spinning operations.

HALF HARD TEMPER

CLASS 9535

	Thk/In.	W/In.	Lg/Ft
00-232-6884	.1875	24	4

COMPOSITION 11, covers a group of Alloys including both leaded and nonleaded material intended for use as trim in machined parts where strength and resistance to corrosion are not of prime importance.

LIGHT ANNEALED TEMPER

	Thk/In.	W/In.	Lg/Ft
00-232-6902	.050	24	10
00-232-6904	.128	24	10

SOFT ANNEALED TEMPER

	Thk/In.	W/In.	Lg/Ft
00-232-6926	.0403	24	4
00-232-6928	.0640	24	4
00-232-6929			

NAVAL BRASS

COPPER ALLOY 464. It consists of both alpha and beta grains, is hot workable but hardens rapidly on cold working.

Half hard temper, possesses excellent hot working properties with fair machinability.

	Thk/In.	W/In.	Lg/Ft
00-231-8299	.032	24	4
00-231-8300	.032	36	8
00-231-8301	.040	24	4
00-231-8302	.050	24	6
00-231-8303	.051	24	4
00-231-8307	.063	36	10
00-231-8304	.064	24	4
00-231-8305	.086	36	6
00-167-2104	.090	36	12
00-231-8306	.097	36	6
00-223-8720	.125	36	10
00-231-8309	.125	48	8
00-231-8313	.187	48	8

PERFORATED BRASS

Round perforations, .033 inches in diameter with .071 inches center to center dimensions.

ALLOY NO. 464 (Naval Brass). Material possess excellent hot working properties with fair machinability. It consists of both alpha and beta grains; is hot workable but hardens rapidly on cold working. Intended for use in the cannisters, grills, strainers, and similar items. 0.375 inch diameter perforations.

HALF HARD OR LIGHT ANNEALED TEMPER

	Thk/In.	W/In.	Lg/Ft
00-277-4711	.064	36	8

BRONZE

COMPOSITION A. Cold rolled. 5,000 PSI tensile strength. Weighs approximately 1.5 pounds per square foot.

Wrought phosphor Bronze sheets. Used for bolt material, pump rods, springs, valve stems, valves, objects exposed to the action of salt

water, valve disks, and electric contacts or similar applications.

HALF HARD TEMPER

	Thk/In.	W/In.	Lg/Ft
00-231-8386	.032	24	4

COPPER

HALF HARD TEMPER, cold rolled copper strip. Intended for general fabrication purposes.

	Thk/In.	W/In.	Lg/Ft
00-042-7885	.063	36	3

COPPER

LIGHT TEMPER, cold rolled Copper sheets with slit, slit and edge-rolled, sheared, sawed, or machined edges for general fabrication purposes. Sheets of light cold-rolled tempers are intended for the manufacture of gutters, conductor pipe, cornices, and for metal work in building construction.

	Thk/In.	W/In.	Lg/Ft
00-277-7794	.0216	36	8
00-277-7799	.0403	48	8
00-277-7802	.0508	48	8
00-277-7808	.064	48	8
00-277-7811	.0930	24	4
00-277-7813	.1250	36	8
00-277-7814	.1875	24	4
00-277-7815	.1875	45	10

SOFT ANNEALED TEMPER, cold rolled, sawed Copper sheets.

	Thk/In.	W/In.	Lg/Ft
00-231-8248	.0100	30	5
00-232-0355	.0126	30	5
00-231-8249	.0159	24	4
00-231-8199	.020	24	10
00-231-8202	.022	36	8
00-167-2150	.0253	36	12
00-167-2151	.0320	36	12
00-231-8206	.0403	48	8
00-167-2153	.0500	36	12
00-231-8208	.0508	36	8
00-231-8250	.0640	48	8
00-231-8251	.0719	30	5
00-640-4633	.0800	24	5
00-231-8252	.0907	30	5
00-231-8253	.0950	30	10
00-231-8256	.1250	24	4
00-231-8257	.1250	36	6
00-231-8260	.1285	48	8

COPPER-NICKEL ALLOY

Copper nickel Alloy sheets with slit, slit and edge-rolled sheared, sawed or machined edges satisfactory for use in applications involving sea water exposure.

COMPOSITION 70-30, HARD TEMPER

	Thk/In.	W/In.	Lg/Ft
00-223-1871	.187	36	6

COMPOSITION 70-30, SOFT TEMPER

	Thk/In.	W/In.	Lg/Ft
00-223-1869	.050	36	8
00-223-1892	.187	48	8

COMPOSITION 90-10, HARD TEMPER

	Thk/In.	W/In.	Lg/Ft
00-289-6546	.125	48	8
00-141-8064	.178	36	6
00-141-8065	.187	48	8
00-204-0087	.178	60	10

LEAD

High purity lead sheets (99&percent) intended for chemical and structural purposes.

Grade B, intended for use in laboratories and shops in general applications.

	Thk/In.	W/In.	Lg/Ft
00-232-7492	.0469	96	20
00-232-7493	.0625	12	6
00-240-5096	.0625	96	20
00-240-5101	.125	60	6
00-232-7491	.125	96	20

Grade C, intended for use where lead sheets of the highest purity is indicated, and for submarine battery tank liners.

	Thk/In.	W/In.	Lg/Ft
00-338-4502	.032	1.5	5
00-167-2083	.032	24	8
00-232-7485	.0625	48	5
00-232-7486	.0625	96	20
00-232-7487	.0937	96	20
00-232-7488	.125	48	5
00-167-2087	.190	24	8
00-167-2088	.250	24	8
00-232-7489	.250	48	5
00-232-7490	.250	96	20
00-232-0327	.403	12	3

MANESIUM ALLOY

Aluminum-Zinc-Manganese Alloy sheets possessing a combination of good mechanical properties and forming characteristics at about 650 degrees Fahrenheit. A weldable grade of Magnesium Alloy with Calcium controlled to .04% maximum. Chrome pickled surface finish.

TEMPER O, FULLY ANNEALED.

	Thk/In.	W/In.	Lg/Ft
00-596-3767	.040	48	12
00-582-9147	.125	48	12

TEMPER H24, strain hardened then partially annealed.

	Thk/In.	W/In.	Lg/Ft
00-542-4705	.032	48	12
00-542-4704	.040	48	12
00-203-1888	.050	48	12
00-596-3766	.063	48	12
00-580-6702	.125	48	12

NICKEL

Nickel-Chromium-Iron Alloy sheets. Intended for forming and welding operations.

COLD ROLLED, ANNEALED, acid pickled surface finish

	Thk/In.	W/In.	Lg/Ft
00-167-2057	.018	24	8
00-167-2058	.025	30	8
00-232-7576	.035	24	8
00-596-2392	.050	36	8
00-268-9563	.063	36	8

Nickel-Chromium-Iron Alloy sheets. Suitable for parts requiring high strength up to 1500 degrees Fahrenheit and oxidation resistance up to 1000 degrees Fahrenheit. For bellows and flat springs requiring optimum resistance to relaxation up to 1000 degrees Fahrenheit, with moderate or relatively low stresses. Parts may be formed and then heat-treated to improve strength at elevated temperatures.

COLD ROLLED ANNEALED, and descaled surface finish.

	Thk/In.	W/In.	Lg/Ft
00-580-6698	.025	36	8
00-805-3607	.032	36	8
00-805-3605	.040	36	8

NICKEL-COPPER

Nickel-Copper Alloy sheets for applications requiring comparatively high strength and resistance to corrosion. A general purpose Alloy used by aircraft, chemical, houseware and other industries in the manufacture of articles requiring bending, forming, upsetting, and similar operations.

COLD ROLLED ANNEALED

	Thk/In.	W/In.	Lg/Ft
00-232-2310	.025	36	8
00-234-2157	.031	36	8
00-232-2308	.050	36	8
00-234-2164	.050	48	12
00-234-2166	.062	36	10
00-232-2306	.062	42	10
00-234-2167	.062	48	10
00-234-2168	.078	36	8
00-234-2171	.093	36	10
00-232-2301	.125	36	8
00-234-2174	.125	48	10
00-234-2177	.187	42	10

PERFORATED NICKEL/COPPER

Perforated Nickel/Copper Alloy sheets, cold rolled, annealed, class A. Intended for use in the manufacture of canisters, grills, strainers, and similar items. 36 inches wide by 8 feet long.

	Thk/In.	Per. Hole/In.
00-277-7418	.018	.031
00-277-7420	.050	.250
00-277-7421	.050	.375
00-277-7422	.050	.500
00-277-7423	.062	.062
00-277-7424	.062	.125
00-277-7425	.062	.125
00-277-7426	.062	.188
00-277-7427	.062	.250
00-277-7428	.062	.375
00-277-7429	.078	.250
00-277-7430	.078	.375

TITANIUM

Commercially pure Titanium and Alpha-Beta Titanium. Intended for use in the fabrication of components where resistance to corrosion and oxidation are required. Hot rolled, annealed and descaled.

Alpha Beta Titanium Alloy.

	Thk/In.	W/In.	Lg/Ft
00-523-1032	.025	48	8

TITANIUM

Pure titanium and alpha-beta titanium. Intended for use in the fabrication of components where resistance to corrosion and oxidation are required, hot rolled, annealed,, descaled.

COMMERCIALLY PURE TITANIUM, TYPE 1, COMPOSITION B.

	Thk/In.	W/In.	Lg/Ft
00-596-2091	.020	36	8

TITANIUM- (8mn) ALLOY, TYPE 3, COMPOSITION A.

	Thk/In.	W/In.	Lg/Ft
00-540-4554	.020	36	8
00-596-2076	.032	36	8
00-596-2072	.050	36	8

SHIM STOCK, LAMINATED

Surface bonded laminated shim stock. Intended for use in the manufacture of laminated shims, which can be used in assemblies to provide adjustment of fits and alignment of component parts of the assembly by peeling off one or more laminations.

BRASS, leaded and non-leaded. Temper one quarter hard or harder. Lamination quantity 27.

.002 inch thick laminations.

	Thk/In.	W/In.	Lg/Ft
00-596-3546	.010	6	3
00-222-3865	.020	8	4
00-596-3541	.047	8	2
00-243-1875	.062	8	4
00-222-3867	.094	8	4
00-244-7489	.125	8	4

CLASS 2, 0.003 INCH LAMINATIONS.

	Thk/In.	W/In.	Lg/Ft
00-288-5985	.032	8	2
00-244-7490	.125	8	4

STRIP, METAL

BRASS

Leaded and nonleaded composition Brass strips with slit, slit and edged, sheared, sawed, or machined parts where strength and resistance to corrosion are not of prime importance. Composition 11.

HALF-HARD TEMPER

	Thk/In.	W/In.	Lg/Ft
00-167-2119	.001	8	24
00-167-2120	.0015	8	24
00-247-5498	.003	12	8
00-167-2124	.005	8	24
00-167-2125	.006	8	24
00-167-2126	.008	8	24
00-247-5500	.010	14	8
00-167-2129	.012	8	24
00-232-6889	.0625	18	6
00-232-0345	.1285	18	6

HARD-TEMPER

	Thk/In.	W/In.	Lg/Ft
00-231-8873	.002	6	10
00-231-8874	.003	6	24
00-237-8464	.0126	6	24
00-232-6944	.0159	8	24

SOFT ANNEALED

	Thk/In.	W/In.	Lg/Ft
00-232-6910	.0201	18	4
00-232-6913	.032	18	4

NON-SPEC BRASS

NAVAL BRASS, rolled. Satin surface. Special feature of gold color. 12 inch square by .025 inch thickness. Reference number. 682-911.

	Thk/In.	W/In.	Lg/Ft
00-377-1040	.025	12	1

BRASS< NICKEL PLATED. Half hard, satin finish, sheared edge. 0.025 inches thick by 12 inches wide.

01-104-1133

BRONZE

Wrought phosphor bronze strips for springs, objects exposed to the action of salt water, valve disks, and electric contacts or similar applications. Composition A, Spring Temper.

	Thk/In.	W/In.	Lg/Ft
00-231-8270	.005	2	6
00-232-7429	.010	12	6
00-231-8388	.0126	6	5
00-232-7431	.0159	12	6
00-232-7432	.0201	12	6
00-231-8391	.028	6	4
00-231-8392	.032	6	5
00-232-7434	.032	12	6
00-232-7436	.0403	12	6
00-231-8395	.0508	6	5
00-231-8396	.062	6	5
00-232-7439	.062	12	6
00-231-8398	.078	6	5

COPPER

Copper-Beryllium Alloy strips intended for use in the manufacture of such items as springs, diaphragms, contacts, etc., where high strength, corrosion resistance, and high electrical conductivity are required.

TEMPER A, cold rolled and solution heat treated.

CLASS 9535

	Thk/In.	W/In.	Lg/Ft
00-231-8381	.020	6	4
00-231-8382	.025	6	4

TEMPER 1/4 HARD, hot or cold rolled, solution heat treated, and cold rolled quarter hard.

	Thk/In.	W/In.	Lg/Ft
00-230-7667	.0152	.125	25
00-230-7662	2.022	6	4
00-230-7665	.032	6	4

TEMPER 1/2 HARD, hot or cold rolled, solution heat treated, and cold rolled half hard.

	Thk/In.	W/In.	Lg/Ft
00-808-9988	.010	6	2

Bar, plate, sheet, or strip with slit, slit and edge rolled, sheared, sawed or machine edge, intended for use in metal work in building construction.

TEMPER, SOFT ANNEALED, cold rolled.

	Thk/In.	W/In.	Lg/Ft
00-232-7484	.064	16	4

TEMPER 1/2 HARD cold rolled.

	Thk/In.	W/In.	Lg/Ft
00-806-7101	.005	6	6

CLASS 9540 STRUCTURAL SHAPES, NONFERROUS BASE METAL

NOTE: As non-plastic alternatives to plastic items currently in use are identified, information will be provided through shopping advisory messages and the Afloat Shopping Guide. To help you shop more "wisely", items recommended for shipboard use will be annotated with "NP" by the National Item Identification Number.

ALUMINUM ALLOY DESCRIPTIONS

ALLOY 2014. Intended for use where high strength is required, usually no welding is involved, and where optimum corrosion resistance is not required. Extruded.

ALLOY 2024. Intended for use where high strength is required and no welding is involved. Temper T4 should not be used where optimum corrosion resistance is needed. Extruded.

ALLOY 3003. A general purpose Aluminum Alloy for moderate strength applications. Good workability and readily welded. Good corrosion resistance. Generally non-heat-treatable. Hard rolled and anodized.

ALLOY 5086. Intended for use where a weldable moderate strength alloy having good corrosion resistance is required such as marine applications, storage tanks and cargo vehicle. Extruded.

ALLOY 5456. Intended for applications requiring a weldable moderate strength non-heat-treatable alloy. Good resistance to corrosion. Extruded.

ALLOY 6061. Intended for use where good strength and workability are required. The most versatile of the heat-treatable alloys. The T6 tempers are straightened and may have unknown residual stresses and may or may not distort during machining. Extruded.

ALLOY 6063. Intended for applications requiring a weldable moderate strength heat-treatable alloy. Extruded.

ALLOY 7075. Intended for use where high strength and where exfoliation resistance is required, and where good resistance to corrosion is not important. Used in airframe structures and for highly stressed parts. Extruded.

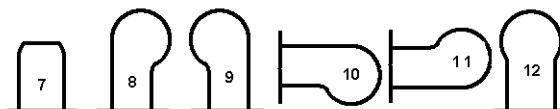
ALLOY 7178. Intended for use where high strength and elongation values are required and where good resistance to general corrosion is not important.

NAVAL BRASS ALLOY DESCRIPTION

ALLOY 464. Naval Brass. Fair machinability, excellent hot working properties but hardens rapidly on cold working. Extruded and soft drawn.



TIP STYLES



TEMPER DESCRIPTIONS

TEMPER H. Strain hardened (wrought products only). Applies to products which are strengthened by strain-hardening with or without supplementary

thermal treatments to produce partial softening.

TEMPER H-1. Strain hardened only.

TEMPER H-2. Strain hardened and then partially annealed.

TEMPER H-3. Strain hardened and then stabilized.

TEMPER O. Annealed, recrystallized (wrought products only). Applies to the softest temper of wrought products.

TEMPER T. Thermally treated to produce stable tempers other than F, O, or H. Applies to products which are thermally treated, with or without supplementary strain-hardening, to produce stable tempers.

TEMPER T-2. Annealed, cast products only.

TEMPER T-3. Solution heat-treated, cold worked and then naturally aged to a substantially stable condition.

TEMPER T-4. Solution heat treated and naturally aged to substantially stable condition.

TEMPER T-5. Artificially aged only.

TEMPER T-6. Solution heat-treated; then artificially aged.

TEMPER T-7. Solution heat-treated, over aged, and then stabilized. (Superior exfoliation resistance than temper T-6).

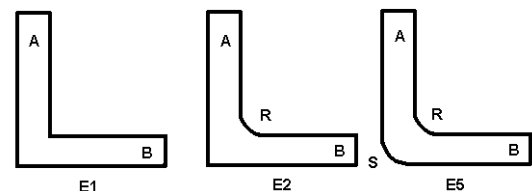
TEMPER T-8. Solution heat-treated, cold worked, and then artificially aged.

TEMPER T-9. Solution heat-treated, artificially aged, and then cold worked.

TEMPER T-10. Artificially aged and then cold worked.

ANGLE, STRUCTURAL

"L" SHAPES



ALLOY 2014. Intended for use where high strength is required, usually no welding is involved, and where optimum corrosion resistance is not required. Furnished in lengths of 10 to 12 feet.

TEMPER T4 Solution heat treated and naturally aged to a substantially stable condition.

TIP STYLE 2-4, with radius R.

CLASS 9540

	H/In.	W/In.	Thk/In.
00-595-8505	.500	.500	.063
00-585-7202	1.250	1.500	.125

TEMPER T-6

Tip style 2-4, with radius R. E2 shape style.

	H/In.	W/In.	Thk/In.
00-720-1324	.750	.750	.063
00-288-3731	.750	.750	.125
00-720-1320	.875	1.000	.094
00-720-1326	1.000	1.000	.063
00-148-4347	1.000	1.000	.125
00-720-1328	1.000	1.500	.094
00-145-8402	1.500	1.500	.125
00-595-8716	1.500	1.500	.188
00-145-8447	2.000	2.000	.125
00-145-5710	2.000	2.500	.188

ALLOY 2024. Intended for use where high strength is required and no welding is involved. Temper T4 should not be used where optimum corrosion resistance is required. Furnished in lengths of 10 to 12 feet.

TEMPER O ANNEALED.

TIP STYLE 2-4, with radius R.

	H/In.	W/In.	Thk/In.
00-528-9358	.500	.625	.051

TEMPER T4

Tip style 1-1, with radius R.

	H/In.	W/In.	Thk/In.
00-251-2647	0.500	0.500	0.040
00-145-7557	0.500	0.500	0.050
00-148-4327	0.750	0.750	0.040
00-251-2639	0.750	0.750	0.063
00-145-8388	.750	.750	.063
00-595-9590	1.00	1.00	0.125
00-803-5583	1.000	2.100	.078
00-145-0608	1.125	1.875	0.064

Without Radius

	H/In.	W/In.	Thk/In.
00-145-8386	.750	1.500	.125
00-119-9027	1.500	1.500	.125

TIP STYLE 1-11 with radius R.

	H/In.	W/In.	Thk/In.
00-637-2831	.500	.700	.040
00-146-6356	.562	.750	.040
00-145-5802	.800	.800	.050
00-145-5797	1.000	1.000	.090

TIP STYLE 2-11, with radius R.

	H/In.	W/In.	Thk/In.
00-596-2971	.750	1.000	.063

TIP STYLE 2-4, with radius R.

	H/In.	W/In.	Thk/In.
00-251-1875	.750	.750	.063
00-261-5637	.750	.750	.063
00-147-6276	.750	.750	.093
00-145-5701	.750	.750	.125
00-251-1906	.750	.750	.050
00-720-1782	.750	1.500	.094

	H/In.	W/In.	Thk/In.
00-595-8549	.875	1.750	.094
00-145-8143	1.000	1.000	.050
00-251-1839	1.000	1.000	.094
00-148-4298	1.000	1.000	.188
00-251-1896	1.000	1.500	.062
00-149-6327	1.000	1.500	.093
00-251-2574	1.000	2.500	.125
00-119-9036	1.250	1.500	.125
00-145-4562	1.500	1.500	.188
00-288-3735	1.500	1.500	.250
00-145-7543	1.500	2.000	.125
00-288-1145	2.000	2.000	.250
00-119-8998	3.000	3.000	.250
00-119-9010	3.000	3.000	.313
00-145-4488	3.000	4.000	.375

TIP STYLE 1-1, with radius R.

TEMPER T351. Solution heat treated and stress-relieved by stretching.

	H/In.	W/In.	Thk/In.
01-071-3498	1.000	1.000	.050
01-092-0323	1.000	1.000	.063
01-072-1720	1.000	2.250	.094

TIP STYLE 2-4, With radius R.

	H/In.	W/In.	Thk/In.
01-071-5882	.625	.625	.063
01-072-9271	.625	.750	.063
01-071-6529	.750	.750	.094
00-689-4223	.750	1.000	.063
01-071-6542	.875	.875	.063
01-071-6522	.875	1.000	.063
01-043-7008	1.000	1.000	.125
01-071-8248	1.000	2.000	.125
01-072-4782	1.000	1.250	.125
00-933-9651	1.250	1.250	.125
01-072-4783	1.500	1.500	.063
01-071-8247	1.500	1.500	.125
01-043-4545	1.500	2.000	.188
01-071-8853	2.000	2.000	.094
01-072-9268	3.500	3.500	.375

TEMPER T8511. Solution heat treated.

TIP STYLE 1-1, with radius R.

	H/In.	W/In.	Thk/In.
01-072-0173	1.500	2.000	.064
01-075-1068	2.500	4.000	.125

TEMPER T8511. Solution heat treated.

TIP STYLE 2-4, with radius R.

	H/In.	W/In.	Thk/In.
01-073-5151	1.000	1.000	.063
01-072-1718	2.000	2.000	.125
00-486-6207	2.000	2.000	.188
00-492-3239	2.500	3.500	.250

ALLOY 2024. Furnished in lengths of 10 to 12 feet.

TEMPER T-4

Tip style 1-1, with radius R.

	H/In.	W/In.	Thk/In.
00-596-2916	0.750	0.750	0.051
00-803-5583	1.00	2.10	0.078

TEMPER 0

Tip style 1-1, with radius R.

	H/In.	W/In.	Thk/In.
00-145-8388	0.750	0.750	0.063

ALLOY 5086. Furnished in lengths of 20 to 30 feet.

TEMPER H-111

TIP STYLE 2-4, with radius R. E2 shape style.

	H/In.	W/In.	Thk/In.
00-542-2692	.750	.750	.125
00-855-3659*	1.000	1.000	.125
00-542-2694	1.000	1.000	.188
00-542-2695	1.000	1.000	.250
00-542-2696	1.250	1.250	.125
00-542-2697	1.250	1.250	.188
00-542-2698	1.250	1.250	.250
00-542-2699	1.250	1.500	.188
00-542-2700	1.500	1.500	.125
00-542-2701	1.500	1.500	.188
00-542-2702	1.500	1.500	.250
00-542-2705	1.500	2.000	.188
00-542-2706	1.500	2.000	.250
00-542-2710	1.500	2.500	.250
00-542-2704	1.750	1.750	.250
00-542-2707	2.000	2.000	.188
00-542-2708	2.000	2.000	.250
00-542-2709	2.000	2.500	.375
00-542-2711	2.000	2.500	.250
00-542-2713	2.000	2.500	.375
00-542-2717	2.000	3.000	.188
00-542-2718	2.000	3.000	.250
00-542-2719	2.000	3.000	.375
00-542-2714	2.500	2.500	.188
00-542-2715	2.500	2.500	.250
00-542-2716	2.500	2.500	.312
00-542-2720	2.500	3.000	.250
00-542-2721	2.500	3.000	.312
00-542-2722	3.000	3.000	.188
00-542-2723	3.000	3.000	.250
00-542-2724	3.000	3.000	.312
00-542-2725	3.000	3.000	.375
00-542-2729	3.000	4.000	.250
00-542-2730	3.000	4.000	.312
00-542-2731	3.000	4.000	.375
00-542-2727	3.500	3.500	.250
00-542-2728	3.500	3.500	.312
00-542-2732	4.000	4.000	.250
00-542-2733	4.000	4.000	.375

* Furnished in 10 foot sections.

ALLOY 5456. Furnished in 20 foot lengths.

TEMPER H-111

Tip style 2-4, with radius R. E2 shape style.

	H/In.	W/In.	Thk/In.
00-892-4618	1.500	1.500	.188
00-892-2354	2.000	3.000	.188
00-892-2351	2.000	2.000	.188
00-892-4621	2.500	3.000	.375
00-892-2353	2.500	2.500	.375
00-892-2356	2.500	3.500	.250
00-892-4622	3.000	4.000	.312
00-892-4620	4.000	4.000	.500

TEMPER H111.

TIP STYLE 2-4, with radius R.

Furnished in 30 foot lengths.

	H/In.	W/In.	Thk/In.
00-892-2347	1.000	1.000	.188
00-892-2350	1.000	1.000	.250
00-892-1921	1.500	1.500	.250
00-892-2352	2.000	2.000	.250
00-892-1923	2.000	2.000	.375
00-892-2355	3.000	3.000	.250
00-892-2357	3.000	4.000	.375
00-892-2358	4.000	4.000	.250

ALLOY 6061. Intended for use where good strength and workability are required.. Furnished in lengths of 20 to 30 feet.

TEMPER T-4

Tip style 2-4, with radius R. E2 shape style.

	H/In. A	W/In. B	Thk/In. A&B
00-235-2741*	2.000	2.000	.125
00-236-3953	1.000	1.000	.063
00-250-3600	2.000	2.000	.375

* 10-12 Foot Length.

TEMPER T-6

Tip style 2-4, with radius R. E2 shape style.

Furnished in lengths of 20 to 30 feet.

	H/In.	W/In.	Thk/In.
00-197-9848	.750	.750	.125
00-197-9841	1.250	1.250	.188
00-197-9849	1.000	1.000	.125
00-197-9839	1.000	1.000	.250
00-197-9840	1.250	1.250	.125
00-197-9843*	1.500	1.500	.188
00-277-6270	1.500	1.500	.250
00-197-9846	1.500	2.000	.188
00-250-3596	1.500	2.000	.250
00-197-9844	1.750	1.750	.188
00-197-9845	1.750	1.750	.250
00-197-9847	2.000	2.000	.188
00-197-9850	2.000	2.000	.250
00-197-9860	2.000	2.500	.250
00-250-1051	2.000	3.000	.188
00-197-9862	2.000	3.000	.250
00-197-9851	2.500	2.500	.188
00-197-9852	2.500	2.500	.250
00-250-1055*	2.500	3.000	.250
00-197-9854	2.500	3.000	.312
00-277-6272	3.000	3.000	.188
00-197-9856	3.000	3.000	.312
00-250-1058	3.000	3.000	.375
00-250-1060	3.000	4.000	.250
00-197-9859	3.000	4.000	.312
00-250-1059	3.500	3.500	.250
00-250-1062	4.000	4.000	.250
00-250-1063	4.000	4.000	.375

* 10-12 Foot Length

TIP STYLE 4-4, with radius R.

Furnished in lengths of 20 to 30 feet.

	H/In.	W/In.	Thk/In.
00-197-9855	3.000	3.000	.250

TEMPER T6. Solution heat treated and artificially aged.

TIP STYLE 2-4, with radius R.

CLASS 9540

Furnished in lengths of 20 to 30 feet.

	H/In.	W/In.	Thk/In.
00-197-9842	1.500	1.500	.125

ALLOY 6063. Intended for applications requiring a weldable moderate strength heat treatable alloy.

TEMPER T6

TIP STYLE 2-4, with radius R.

Furnished in lengths of 10 to 12 feet.

	H/In.	W/In.	Thk/In.
00-528-9354	.625	.625	.040

ALLOY 7075. Intended for use where high strength is required, and where good resistance to corrosion is not important.

Furnished in lengths of 10 to 12 feet.

TEMPER O. Annealed.

TIP STYLE 2-4, with radius R.

	H/In.	W/In.	Thk/In.
00-684-6316	.750	.750	.050
00-540-5941	.875	.875	.062
00-288-1159	1.000	1.000	.050

TIP STYLE 2-11, with radius R.

	H/In.	W/In.	Thk/In.
00-853-1407	1.250	1.750	.125

TEMPER T6. Furnished in lengths of 10 to 12 feet.

TIP STYLE 1-1, with radius R.

	H/In.	W/In.	Thk/In.
00-720-0661	.500	.750	.050
00-540-5924	.600	.800	.080
00-247-2176	.750	.750	.040
00-288-3729	.750	.750	.051
00-261-5171	.750	.750	.062
00-720-0647	.750	1.500	.062
00-720-0673	.875	.875	.062
00-720-0659	.875	1.000	.094
01-079-8229	1.000	1.000	.080
00-729-5967	1.000	1.180	.050
00-803-5580	1.016	2.016	.062
00-241-6763	1.000	2.500	.125
00-989-1551	1.250	2.000	.094
00-720-0667	1.343	1.500	.188
00-251-2664	1.437	2.500	.072
00-237-9537	1.500	2.000	.064
00-528-9162	1.800	3.000	.063
00-555-5970	2.500	4.000	.125

Without radius.

	H/In.	W/In.	Thk/In.
00-580-7252	1.000	1.000	.094
00-720-3884	2.000	2.500	.062

TIP STYLE 2-4, with radius R.

	H/In.	W/In.	Thk/In.
00-148-4306	.750	.750	.050
00-145-8437	.750	.750	.125
00-580-6338	.750	.875	.063
00-251-1884	.750	1.000	.070
00-720-0676	.750	1.375	.062

	H/In.	W/In.	Thk/In.
00-720-0675	.750	1.562	.062
00-720-0680	.875	.875	.050
00-148-4308	.875	.875	.094
00-517-1393	1.000	1.000	.050
00-261-5107	1.000	1.000	.094
00-145-5752	1.000	1.000	.125
00-266-9099	1.000	1.500	.094
00-145-4528	1.000	1.500	.125
00-720-0648*	1.000	3.000	.188
00-145-8399	1.250	1.250	.125
00-596-1385	1.250	1.250	.156
00-145-4559	1.250	1.500	.125
00-618-5461	1.250	1.750	.125
00-720-0674	1.250	2.312	.094
00-720-0670	1.250	2.500	.062
00-243-0924	1.500	1.500	.063
00-145-8450	1.500	1.500	.094
00-145-4481	1.500	2.500	.188
00-231-9911	2.000	2.000	.188
00-145-7548	2.000	2.500	.188
00-805-5995	2.000	3.000	.188
00-148-4299	1.000	1.000	.188
00-288-3740	3.000	3.000	.250
00-580-7245	3.500	3.500	.312

* Leg B is .125 inches thick

TEMPER T-6

TIP Style 2-11, with radius R.

	H/In.	W/In.	Thk/In.
00-145-5699	.750	1.000	.063
00-596-2834	.875	1.000	.078

TIP STYLE 6-6, with radii R, S.

	H/In.	W/In.	Thk/In.
00-595-8624	1.000	1.125	.062

TIP STYLE 7-7 with radii R, S.

	H/In.	W/In.	Thk/In.
00-529-9664	1.000	1.000	.125
00-022-3180	1.000	1.125	.093
00-805-5988	1.000	1.125	.125
00-528-7088	1.000	1.500	.188
00-684-6315	1.250	1.250	.156
00-293-4166	1.250	2.656	.375
00-528-4764	1.500	1.500	.150
00-528-7091	1.750	2.125	.125
00-528-7323	2.250	2.750	.125

TEMPER T-6511. Furnished in lengths of 10 to 12 feet.

TIP STYLE 2-4 with radius R.

	H/In.	W/In.	Thk/In.
00-495-7812	.750	1.000	.063
00-194-9575	.875	1.000	.094
00-185-3761	1.000	1.250	.063
00-140-4975	1.500	1.500	.188
01-029-7771	1.500	2.000	.125

ALLOY 7178. Furnished in lengths of 10 to 12 feet.

TEMPER T6.

Tip Style 1-1, with radius R.

	H/In.	W/In.	Thk/In.
00-815-6221	1.250	1.380	.064

ALLOY 464. Fair machinability, excellent hot working properties but hardens rapidly on cold working. Soft drawn.

Furnished in lengths of 12 to 20 feet.

TIP STYLE 1-1, without radius.

	H/In.	W/In.	Thk/In.
00-197-9871	.500	.500	.125
00-197-9873	1.000	1.000	.125
00-197-9874	1.500	1.500	.188

Tip style 7-7, with radii R, S. E5 shape style.

	H/In.	W/In.	Thk/In.
00-006-5001	1.000	1.250	.156

BEAM, STRUCTURAL

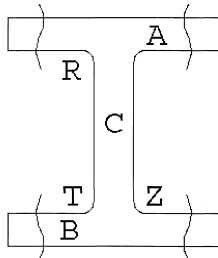
ALUMINUM ALLOY 7075. Intended for use where strength is required and where good resistance to corrosion is not important. Extruded.

TEMPER T6. Solution heat treated and artificially aged.

TIP STYLE 1-1-1-1, with radii R, S, T, Z.

Furnished in lengths of 10 to 12 feet.

	Leg Lg/In.			Leg Thk/In.		
	A & C	B		A	B	C
00-288-3746	2.500	1.656	.172	.125	.200	



ALUMINUM ALLOY 5456. Intended for applications requiring a weldable moderate strength non heat treatable Alloy.

Temper H111. Strain-hardened to 36,000 PSI minimum tensile strength.

TIP STYLE 1-1-4-4, with radii R, S, T, Z.

Furnished in lengths of 40 feet.

	Leg Lg/In.			Leg Thk/In.		
	A	B	C	A	B	C
00-892-2363	1.500	4.000	5.000	.250	.250	.188

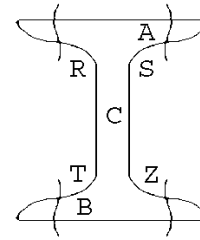
ALUMINUM ALLOY 7075. Intended for use where high strength is required and where good resistance to corrosion is not important.

ALLOY 7075 Furnished in lengths of 10 to 12 feet.

TEMPER T6.

TIP STYLE 1-1-1-1, with radii R, S, T, Z.

	Leg Lg/In.			Leg Thk/In.		
	A	B	C	A	B	C
00-288-3686	2.500	2.500	3.530	.091	.125	.102



TIP STYLE 5-5-4-4, with radii R, S, T, Z.

	Leg Lg/In.			Leg Thk/In.		
	A	B	C	A	B	C
00-241-2712	3.500	3.500	4.000	.250	.250	.250

ALUMINUM ALLOY 5086. Intended for use where a weldable moderate strength Alloy having good corrosion resistance is required.

Furnished in lengths of 20 to 30 feet.

TEMPER H111. Strain hardened to 36,000 PSI minimum tensile strength.

TIP STYLE AS ILLUSTRATED.

	Leg Lg/In.			Leg Thk/In.		
	A	B	C	A	B	C
00-542-2746	2.411	2.411	3.000	.170	.170	.250
00-542-2747	2.510	2.510	3.000	.170	.170	.349
00-542-2748	2.660	2.660	4.000	.190	.190	.190
00-542-2749	2.797	2.797	4.000	.190	.190	.326
00-542-2751	3.000	3.000	5.000	.210	.210	.210
00-542-2752	43.000	4.000	8.000	.270	.270	.270
00-542-2753	4.660	4.660	10.000	.310	.310	.310
00-542-2754	5.000	5.000	12.000	.350	.350	.350

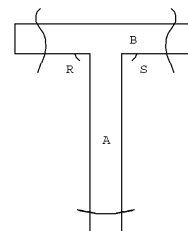
ALUMINUM ALLOY 6061. Intended for use where good strength and workability is required. The T6 tempers are straightened and may have unknown residual stresses and may or may not distort during machining.

TEMPER T6. Solution heat treated and artificially aged.

TIP STYLE AS ILLUSTRATED.

Furnished in lengths of 20 to 30 feet.

	Leg Lg/In.			Leg Thk/In.		
	A	B	C	A	B	C
00-250-3603	2.510	2.510	3.000	.170	.170	.349
00-250-3605	2.800	2.800	4.000	.190	.190	.326
00-250-3606	3.000	3.000	5.000	.210	.210	.210



ALUMINUM ALLOY 2014. Intended for use where high strength is required, usually no welding is involved, and where optimum corrosion resistance is not required.

TEMPER T6. Solution heat-treated and artificially aged.

TIP STYLE 1-1-1, with radii R, S.

Furnished in lengths of 10 to 12 feet.

CLASS 9540

	Leg Lg./In.		Leg Thk./In.	
	A	B	A	B
00-595-8486	2.500	3.000	.188	.188

ALUMINUM ALLOY 2024. Intended for use where high strength is required and no welding is involved. Temper T4 should not be used where optimum corrosion resistance is required.

TEMPER T4. Solution heat-treated and naturally aged.

TIP STYLE 1-1-1, without radius.

Furnished in lengths of 10 to 12 feet.

	Leg Lg./In.		Leg Thk./In.	
	A	B	A	B
00-167-4284	3.000	1.625	.125	.188

With radii R, S.

	Leg Lg./In.		Leg Thk./In.	
	A	B	A	B
00-167-4324	.563	1.000	.063	.063
00-148-4857	.750	1.250	.050	.050
00-516-5972	.750	1.500	.050	.050
00-554-4986	.750	2.000	.051	.051
00-528-8654	1.250	3.350	.094	.094
00-148-4375	1.500	1.500	.064	.064
00-148-4378	1.500	1.500	.125	.125
00-060-0562	2.125	2.250	.080	.125
00-148-4372	2.625	2.375	.080	.080
00-169-3666	4.000	1.940	.125	.156

TIP STYLE 5-5-6, with radii R, S.

	Leg Lg./In.		Leg Thk./In.	
	A	B	A	B
00-596-3217	1.000	1.375	.063	.063
00-529-5743	1.000	1.500	.094	.094
00-595-6706	1.000	2.000	.094	.094
00-169-9235	1.250	2.000	.078	.078
00-596-3196	1.750	2.000	.125	.125
00-167-4350	2.000	2.125	.125	.156
00-288-3681	2.000	2.500	.125	.125
00-167-4363	2.500	3.000	.125	.125

TIP STYLE 7-7-7, with radii R, S.

	Leg Lg./In.		Leg Thk./In.	
	A	B	A	B
00-148-4384	2.500	2.000	.125	.125

ALUMINUM ALLOY 5086. Intended for use where a weldable moderate strength Alloy having good corrosion resistance is required.

TEMPER H111. Strain-hardened to 36,000 PSI minimum tensile strength.

TIP STYLE 1-1-1, with radii R, S.

Furnished in lengths of 10 to 12 feet.

	Leg Lg./In.		Leg Thk./In.	
	A	B	A	B
00-542-2759	1.500	2.000	.188	.188
00-542-2760*	1.500	2.000	.188	.188
00-542-2745	1.500	3.000	.188	.188
00-542-2758*	1.500	3.000	.188	.188

* 30 to 30 foot length.

ALUMINUM ALLOY 5456. Intended for applications requiring a weldable moderate strength nonheatable Alloy.

TEMPER H111. Strain-hardened to 36,000 PSI minimum tensile strength. Furnished in lengths of 40 feet.

TIP STYLE 1-1-1, with radii R, S.

	Leg Lg./In.		Leg Thk./In.	
	A	B	A	B
00-892-2375	10.000	5.750	.312	.375

ALUMINUM ALLOY 6061. Intended for use where good strength and workability is required. The T6 temper is straightened and may have unknown residual stresses and may, or may not distort during machining.

TEMPER T6. Solution heat treated and artificially aged.

TIP STYLE 1-1-1, without radii.

Furnished in lengths of 10 to 12 feet.

	Leg Lg./In.		Leg Thk./In.	
	A	B	A	B
00-251-1923	1.500	3.000	.188	.188
00-222-0462*	1.500	3.000	.188	.188
00-251-1927	2.000	2.000	.250	.250

* 20 to 30 foot length.

ALUMINUM ALLOY 7075. Intended for use where high strength is required, and where good corrosion resistance is not important.

TEMPER O. Annealed. Furnished in lengths of 10 to 12 feet.

TIP STYLE 1-1-1, with radii R, S.

	Leg Lg./In.		Leg Thk./In.	
	A	B	A	B
00-555-3222	1.500	4.000	.094	.094

TIP STYLE 6-6-6, with radii R, S.

	Leg Lg./In.		Leg Thk./In.	
	A	B	A	B
00-097-9101	1.660	2.062	.062	.062

TIP STYLE 7-7-7, with radii R, S.

	Leg Lg./In.		Leg Thk./In.	
	A	B	A	B
00-882-6405	1.997	2.750	.125	.070
00-881-3896	4.094	2.125	.125	.188

TEMPER T6. Solution heat treated and artificially aged.

TIP STYLE 1-1-1, with radii R, S.

Furnished in lengths of 10 to 12 feet.

	Leg Lg./In.		Leg Thk./In.	
	A	B	A	B
00-540-5916	.982	1.960	.062	.062
00-720-4243	1.000	1.500	.062	.050
00-720-0683	1.000	1.750	.062	.062
00-805-8013	1.000	2.000	.125	.125
00-805-0457	1.110	2.090	.090	.090
00-528-9350	1.375	2.750	.188	.093
00-805-0470	1.438	3.312	.312	.375
00-237-9550	1.500	1.500	.064	.064
00-810-4498	1.500	3.100	.094	.094
00-288-0495	1.750	2.250	.062	.062
00-528-4788	1.780	2.680	.064	.064
00-528-7072	2.000	1.760	.062	.062
00-995-3856	2.000	2.000	.125	.125
00-528-9346	2.000	3.000	.125	.125
00-540-5921	2.190	2.400	.064	.064

	Leg Lg/In.		Leg Thk/In.	
	A	B	A	B
00-805-8016	2.450	1.938	.125	.125
00-720-3801	2.500	1.500	.062	.062
00-684-6322	2.500	3.000	.072	.072
00-294-9938	2.750	2.970	.087	.087
00-596-1975	3.031	3.500	.125	.125
00-595-8674	3.250	2.500	.250	.375
00-169-3665	4.000	1.940	.125	.156

TIP STYLE 1-1-6, with radii R, S.

	Leg Lg/In.		Leg Thk/In.	
	A	B	A	B
00-528-7277	.875	1.625	.078	.078

TIP STYLE 1-1-9, with radii R, S.

	Leg Lg/In.		Leg Thk/In.	
	A	B	A	B
00-805-5993	1.000	2.500	.070	.060
00-169-3664	2.000	3.700	.190	.100

TIP STYLE 5-5-6, with radii R, S.

	Leg Lg/In.		Leg Thk/In.	
	A	B	A	B
00-555-0819	1.000	2.000	.078	.078
00-596-3123	1.000	2.000	.125	.125
00-528-7282	1.250	2.000	.078	.078
00-288-3682	1.625	2.500	.094	.094
00-555-0816	1.750	2.000	.125	.125
00-234-0623	2.000	3.000	.156	.156
00-234-0628	2.000	3.000	.188	.188
00-528-7063	2.750	3.750	.312	.312

TIP STYLE 6-6-6, with radii R, S.

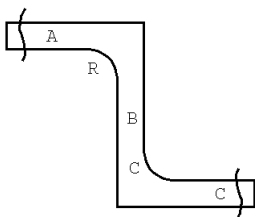
	Leg Lg/In.		Leg Thk/In.	
	A	B	A	B
00-529-9672	1.500	1.750	.125	.125
00-148-4791	2.500	2.250	.188	.125

TIP STYLE 7-7-7, with radii R, S.

	Leg Lg/In.		Leg Thk/In.	
	A	B	A	B
00-806-3646	1.750	3.125	.125	.125
00-988-8623	1.938	2.625	.250	.250
00-882-6405	1.977	2.750	.125	.070
00-288-3702	2.750	2.375	.125	.188
00-805-5989	4.600	5.000	.188	.188

TIP STYLE 10-10-6, with radii R, S.

	Leg Lg/In.		Leg Thk/In.	
	A	B	A	B
00-805-8020	1.500	2.000	.094	.094



ALUMINUM ALLOY 2024. Intended for use where high strength is required and no welding is involved. Temper T4 should not be used where optimum corrosion resistance is required.

TEMPER T4. Solution heat treated and naturally aged. Furnished in lengths of 10 to 12 feet.

TIP STYLE 5-4, with radii R, T.

	Leg Lg/In.			Lg Thk/In.
	A	B	C	ABC
00-288-1151	.625	.625	.625	.062

ALUMINUM ALLOY 5086. Intended for use where a weldable moderate strength Alloy having good corrosion resistance is required.

TEMPER H111. Strain hardened to 36,000 PSI minimum tensile strength.

TIP STYLE 5-4, with radii R, T.

Furnished in lengths of 30 to 40 feet.

	Leg Lg/In.			Lg Thk/In.
	A	B	C	ABC
00-542-2765	2.688	3.000	2.688	.250

ALUMINUM ALLOY 7075. Intended for use where high strength is required, and where good resistance to corrosion is not important.

TEMPER T6. Solution heat treated and artificially aged.

TIP STYLE 1-1, with radii R, T.

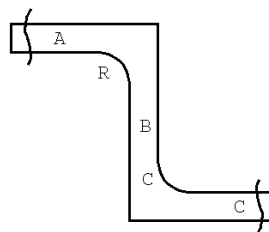
Furnished in lengths of 10 to 12 feet.

	Leg Lg/In.			Lg Thk/In.
	A	B	C	ABC
00-804-9395	.750	1.250	1.250	.060

TIP STYLE 5-4, with radii R, T.

	Leg Lg/In.			Lg Thk/In.
	A	B	C	ABC
00-995-6697	.875	.875	.875	.078

CHANNEL, STRUCTURAL



ALLOY 2014. Intended for use where high strength is required, usually no welding is involved, and where optimum corrosion resistance is not required.

TEMPER T6. Solution heat treated and artificially aged.

TIP STYLE 1-1, with radii R, T.

Furnished in lengths of 10 to 12 feet.

	Leg Lg/In.		Lg Thk/In.
	A&C	B	ABC
00-995-4912	1.625	1.125	.125

ALLOY 2024. Intended for use where high strength is required and no welding is involved. Temper T4 should not be used where optimum corrosion resistance is required.

TEMPER T4. Solution heat treated and naturally aged.

CLASS 9540

TIP STYLE 1-1, without radius.

Furnished in lengths of 10 to 12 feet.

	Leg Lg/In.		Lg Thk/In.
	A&C	B	ABC
00-147-7701	.564	.543	.064
00-287-9426	1.000	1.500	.125
00-541-9580	1.500	3.000	.188
00-148-0695	2.813	1.250	.125

Without radii R, T.

	Leg Lg/In.		Lg Thk/In.
	A&C	B	ABC
00-147-7706	.375	.562	.063
00-147-5167	1.000	1.250	.125
00-147-7715	2.000	4.000	.156

TIP STYLE 2-3, with radii R, T.

	Leg Lg/In.		Lg Thk/In.
	A&C	B	ABC
00-596-2753	1.250	1.625	.125
00-167-2723	1.562	2.562	.250

ALLOY 5086. Intended for use where a weldable moderate strength Alloy having good corrosion resistance is required.

TEMPER H111. Solution hardened to 36,000 PSI minimum tensile strength.

TIPS STYLE 1-1, with radii R, T, S, Z.

Furnished in lengths of 18 feet.

	Leg Lg/In.		Lg Thk/In.
	A&C	B	ABC
00-542-2757	.625	1.537	.128

ALLOY 7075. Intended for use where high strength is required, where good resistance to corrosion is not important.

TEMPER O - ANNEALED.

TIP STYLE 2-3, with radii R, T.

Furnished in lengths of 20 feet.

	Leg Lg/In.		Lg Thk/In.
	A&C	B	ABC
00-721-7277	.875	1.000	.094

TEMPER T6.

TIP STYLE 2-3, with radii R, T.

Furnished in lengths of 10 to 12 feet.

	Leg Lg/In.		Lg Thk/In.
	A&C	B	ABC
00-555-0824	.750	2.000	.094
00-529-9889	.875	.750	.094
00-288-1157	.875	1.000	.063
00-805-0458	.875	1.125	.125
00-726-1045	.875	1.500	.094
00-147-5175	.875	1.500	.125
00-542-4512	1.000	.875	.078

	Leg Lg/In.		Lg Thk/In.
	A&C	B	ABC
00-244-06543	1.000	2.000	.094
00-147-7757	1.000	2.000	.125
00-234-0588	1.125	1.500	.094
00-234-0611	1.750	3.000	.188

TEMPER TI511.

TIP STYLE 2-3, with radii R, T.

Furnished in lengths of 10 to 12 feet.

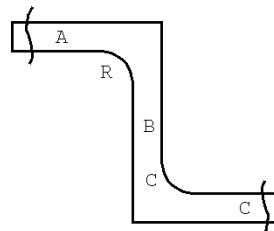
	Leg Lg/In.		Lg Thk/In.
	A&C	B	ABC
01-135-9568	1.000	1.000	.156
00-008-3711	1.000	2.500	.125
00-008-3713	1.750	2.000	.188

TIP STYLE 7-7, with radii R, T, S, Z.

Furnished in lengths of 10 to 12 feet.

	Leg Lg/In.		Lg Thk/In.
	A&C	B	ABC
00-241-6756*	1.000	.875	.125
00-554-9996	1.000	1.000	.125
00-806-3940	1.000	2.000	.125
00-541-2193	1.375	1.250	.156

* Leg B is .188 inches thick.



ALLOY 5086. For applications requiring a weldable moderate strength Alloy.

TEMPER H111.

TIP STYLE 2-3. Furnished in lengths of 20 to 30 feet.

	Leg Lg/In.		Lg Thk/In.	
	A&C	B	A&C	B
00-542-2735	1.410	3.000	.170	.170
00-542-2740	1.785	5.000	.190	.225
00-542-2743	2.034	6.000	.200	.314

ALLOY 6061. Intended for use where good strength and workability are required.

TEMPER T6.

TIP STYLE 2-3. Furnished in lengths of 20 to 30 feet.

	Leg Lg/In.		Lg Thk/In.	
	A&C	B	A&C	B
00-197-9864	1.498	3.000	.170	.258
00-197-9865	1.580	4.000	.180	.180
00-197-9866	1.640	4.000	.180	.247
00-277-6058	1.720	4.000	.180	.320
00-197-9867	1.785	5.000	.190	.225
00-197-9868	1.945	6.000	.200	.225
00-197-9869	2.034	6.000	.200	.314

GROUP 99 MISCELLANEOUS

CLASS 9905

SIGNS, ADVERTISING DISPLAYS, AND IDENTIFICATION PLATES

NOTE: As non-plastic alternatives to plastic items currently in use are identified, information will be provided through shopping advisory messages and the Afloat Shopping Guide. To help you shop more "wisely", items recommended for shipboard use will be annotated with "NP" by the National Item Identification Number.

HOLDER, CARD-LABEL

ALUMINUM

QQ-A-250. Solid back with pressure sensitive adhesive on back for mounting. With plastic window shield, without inner card cover. Intended for use in instruction and for identification of Military equipment. Card-label size accommodated listed below.

	Lg/In.	W/In.
00-866-0334	11.750	9.688

PLASTIC

Pressure sensitive adhesive. 100 to a box. 10 Mil gauge. Used for photo I. D. system Model 362 LM MINI-LAM. Non Spec Item.

	Lg/In.	W/In.
01-122-5012	3.750	2.562

Open back, with holes for bolt, rivet, and/or screw mounting. Without window shield or inner card cover. Card-label size listed. 100 per carton. Non Spec Item.

	Lg/In.	W/In.
00-205-1606	3.625	1.125

ALUMINUM ALLOY

Unplated. Window shield and inner card cover not included. Non Spec item.

	Lg/In.	W/In.
00-255-5931 _{NP}	3.062	14.906
00-255-5930 _{NP}	3.188	14.906
00-255-5929 _{NP}	10.562	9.750
00-255-5960 _{NP}	10.562	9.750
00-255-5935 _{NP}	11.938	14.906
00-255-5936 _{NP}	11.938	14.906
00-255-5937 _{NP}	11.938	14.906
00-255-5933 _{NP}	16.375	14.906
00-255-5934 _{NP}	16.375	14.906
00-255-5932 _{NP}	16.375	14.906
00-255-5955 _{NP}	17.500	13.375
00-255-5953 _{NP}	28.312	34.125
00-255-5954 _{NP}	28.312	34.125
00-255-5950 _{NP}	28.312	36.532
00-255-5951 _{NP}	28.312	36.532

LETTER AND NUMERAL SET, SIGN

PLASTIC, WHITE COLOR. With letters A to Z, numerals 0 to 9, percent symbol, .500 inch and .750 inch high. 35 compartmented cardboard case included. Attached by a .250 inch tab on top and bottom inserted in grooves. Non-reflective.



	Lg/In.	W/In.
00-241-2650	.500-.750	2.562

00-241-2650

PLATE, DESIGNATION

CORROSION RESISTING STEEL. Square plate with 4 holes for mounting on doors, hatches, manholes, scuttles, and other access openings to ship compartments. Inscribed with a single letter or single letter within a Natural background color.

	Letter	W/In.	Inscription color
00-273-9120 _{NP}	W	2	Black
00-550-4108 _{NP}	W	2	Black
00-273-9116 _{NP}	W	3	Black
00-550-4112 _{NP}	W	3	Black
00-550-4117 _{NP}	W	4	Black
00-273-9121 _{NP}	X	2	Black
00-550-4109 _{NP}	X	2	Black
00-273-9115 _{NP}	X	3	Red
00-273-9117 _{NP}	X	3	Black
00-550-4113 _{NP}	X	3	Black
00-273-9113 _{NP}	X	4	Black
00-550-4118 _{NP}	X	4	Black
00-273-9114 _{NP}	Y	3	Black
00-550-4114 _{NP}	Y	3	Black
00-273-9110 _{NP}	Y	4	Black
00-273-9119 _{NP}	Z	2	Red
00-273-9111 _{NP}	Z	4	Red

DARKENED SHIP CONDITION

CORROSION RESISTING STEEL. Inscribed with letter within letter D. Legend-closed during general quarters and for darkened ship

condition. Natural background color.

	Letter	W/In.	Inscription color
00-550-4116 _{NP}	Z	3	Red & Blk
00-550-4121 _{NP}	Z	4	Red & Blk

PLATE, IDENTIFICATION

PRESSURE SENSITIVE

ALUMINUM ALLOY plates inscribed with legend. Inscription color, background color, and legend listed. 1 inch length by 2 inch width.

Natural Color Inscription on Black background.

01-023-4226 _{NP}	Weight test cert Tested by Test date Tested IAW Capacity 28638 4SE00726-1
---------------------------	--

HOLE MOUNTED

ALUMINUM overall with legend. Black color with natural background. 4 hole mounted. Inscription listed below.

Hose assembly identification tag

01-193-3700 _{NP}	1.250 in. lg x 5 in. W x .030 in. thk (SHIP---) SRD Dwg No. --- Syst Pressure--- Lb/In 2 SRP Item No. --- Start service --- Hose Type/Size--- "Partial Legend."
01-193-3701 _{NP}	1.250 in. lg x 5 in. W x 2.050 in. thk (SHIP---), Piping ARR Dwg No.---Syst Pressure---Lb/In 2, Assy PC No--- Start service. Hose "Partial Legend"

ALUMINUM FOIL OVERALL

With legend. Black background color, with natural color inscription.

CLASS 9905

01-237-6514_{NP} "Modification plate
Ser No. —
Tech Dir No. —
Date —"

	W/In.	Thk/In.	Lg/In.
01-328-5955 _{NP}	8.000	.020-.025	10.500

	W/In.	Thk/In.	Lg/In.
00-205-2795	3.625	.625	4.500
00-202-3639	3.625	.625	4.500

With legend. Black background color, with Red inscription color. 'Warning' restricted – all unauthorized personnel stand clear launcher mount safety precautions 1 only authorized personnel 'partial legend'.

	W/In.	Thk/In.	Lg/In.
01-330-6323 _{NP}	8.000	.020-.025	10.500

ALUMINUM OVERALL

With legend. Black background color, with Yellow inscription color. 2 inch length. Rectangular with hole. Caution high voltage.

	Lg/In.
01-343-2087 _{NP}	2

BRASS OR STEEL OVERALL

With legend. Natural Aluminum background color, with Black inscription color. Inscription - Weight of cylinder and gas, manufacturer data, operating instructions - letters shall be deep etched, filled with Black enamel, and have one coat of clear lacquer. Length and type of fastening may vary depending on diameter of cylinder.

	W/In.	Thk/In.	Lg/In.
00-656-0875	22.250	.020	2.000

Plastic OVERALL

With legend. Red inscription. 1 inch length by 6 inch width by .125 inch thickness, hole attachment method.

	W/In.	Thk/In.	Lg/In.
01-200-4523	6	.125	1

PLATE, MARKING, BLANK

BRASS

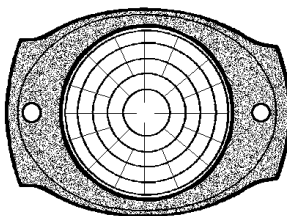
Natural color, round.

	Dia/In.	Thk/In.
00-473-6336 _{NP}	1	0.032

REFLECTOR, INDICATING, CLEARANCE

PLASTIC LENS, REFLEX TYPE

Round shape, flush mounted by 2 mounting holes. Used on vehicles and structures, or road hazards for supplementary night parking.



ALUMINUM BRASS OR STEEL

With legend. Natural color on Orange background. Round. .560 inch diameter. With diesel equipment data.

	Dia/In.
00-922-2396 _{NP}	.560

ALUMINUM ALLOY OVERALL

With legend. Black background color, with natural color inscription. 1.250 inch length by 2.500 inch width by .032 inch thickness.

	W/In.	Thk/In.	Lg/In.
01-270-8967 _{NP}	2.500	.032	1.250
01-270-8968 _{NP}	2.500	.032	1.250
01-270-8969 _{NP}	2.500	.032	1.250
01-270-8970 _{NP}	2.500	.032	1.250
01-270-8971 _{NP}	2.500	.032	1.250
01-271-2329 _{NP}	2.750	.032	1.250

GLASS CLOTH OVERALL AND PLASTIC

With legend. Natural color on Black background. Bell Helicopter Company.

	W/In.	Thk/In.	Lg/In.
00-060-2034	1.375	.025	.656

PLATE, INSTRUCTION

ALUMINUM ALLOY, ANODIZED

With legend. Aluminum and clear color on Red background. 1.380 inch length by 3.750 inch width. Adhesive backing. Inscription listed below.

'Warning' remove pin before loading or unloading missile, install pin before flight.

	W/In.	Lg/In.
01-079-6849 _{NP}	3.750	1.380

"Warning use only slotted detent wrench safety pin."

	W/In.	Lg/In.
01-079-6850 _{NP}	1.380	2.620

With legend. Black background color, with Red inscription color.

'Warning' the MK 216 rocket motor discharges irritating fumes during combustion. Stand clear and unwind of the launcher during 'partial legend'.

	W/In.	Thk/In.	Lg/In.
01-328-5954 _{NP}	10.500	.020-.025	10.500

With legend. Black background color, with Red inscription color. Safety precautions for ready service locker decoy cartridges 1. Doors ready service lockers shall be closed and locked at all 'partial legend'.

SIGN

ALUMINUM Overall. With legend, Black/Red background color, Black/Red inscription color, with Red border color. Rectangular. Danger hard hat area.

	W/In.	Thk/In.	Lg/In.
01-345-4520	14	.020	10

SIGN FACE, ADHESIVE

VINYL OVERALL

With legend. Black/Yellow background color, with Black and Yellow inscription color. Rectangular. Pressure sensitive. Open door slowly.

	W/In.	Lg/In.
01-342-4852	5	3

Respirators required in this area.

	W/In.	Lg/In.
01-342-4853	10	7

Do not operate machinery without guards.

	W/In.	Lg/In.
01-342-4854	5	3

Wear goggles when using this machine.

	W/In.	Lg/In.
01-342-4855	5	3

Hazardous/Toxic chemicals are used in this workplace safety data sheets are available in the supervisor's office.

	W/In.	Lg/In.
01-342-4857	10	7

Do not use compressed air to clean your clothes.

	W/In.	Lg/In.
01-342-4858	5	3

Hazardous material storage area.

	W/In.	Lg/In.
01-342-4859	5	3

With legend. Black/White background color, with Black and White inscription color. Rectangular. Pressure sensitive. Do not watch the ARC.

	W/In.	Lg/In.
01-342-4856	5	3

Eye protection required in this area.

	W/In.	Lg/In.
01-344-5229	5	3

White background color, with White inscription color, with Green border. Pressure sensitive, Safety observer.

	Dia/In.
01-343-2096	2.250

TAG, KEY

FIBER. Blank tag, Red color. Equipped with hole and snaphook attachment device. Intended for use in key control systems, and key cabinet indexing systems.

	W/In.	Lg/In.
00-245-7826	1.250	1.250



TAPE, BARRICADE

Yellow/Black non-reflective, pressure sensitive, 3 inch width by 36 yard roll.

	W/In.	Lg/Yds
01-342-5933	3	36
01-342-5934	3	36

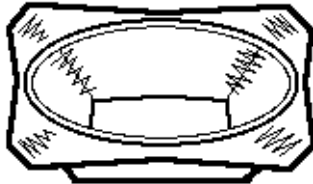
CLASS 9920 SMOKERS' ARTICLES AND MATCHES

NOTE: As non-plastic alternatives to plastic items currently in use are identified, information will be provided through shopping advisory messages and the Afloat Shopping Guide. To help you shop more "wisely", items recommended for shipboard use will be annotated with "NP" by the Nationals Item Identification Number.

ASH RECEIVER, TOBACCO

DESK TYPE 00-914-7886_{NP} H/In. 18-20 Dia/In. 9-11

GLASS, COLORLESS. Square shape. 4 cigarette rests.



FLOOR TYPE 00-286-8600_{NP} Lg/In. 4.063-4.813 Thk/In. .125

STEEL. Cylindrical Black painted body with attached bottom and removable unpainted natural finish sand tray. 10 inch O/D. Depth 2.250 to 2.750 inches.

WALL MOUNTED TYPE

CORROSION RESISTING STEEL, satin finish, colorless. Round shape with removable inner bucket and two semi-circular hinged blades. Intended to be fastened to vertical wall surfaces.

00-508-1448_{NP} H/In. 9 Dia/In. 9

SWIVEL MOUNTED TYPE

CORROSION RESISTING STEEL, Chrome plated finish, Gray. Round shape 4 inch high swivel mounting brackets. Pivots right or left for emptying.

00-285-7974_{NP} H/In. 4 Dia/In. 4

CLEANER, TOBACCO PIPE

COTTON TUFTS, with wire core. 32 per package.



00-292-9946_{NP} Dia/In. .029 Lg/In. 6

MATCH, SAFETY

WOOD, nonignitable when tested on sandpaper or when heads are rubbed together. The side or sides of the outer box shall be coated with a preparation which will be used to ignite the matches when rapidly drawn across the coated surface. 34 per box, 10 boxes per package.

00-221-0613_{NP} Lg/In. 1.750

NIIN Cross Reference Index

<u>NIIN</u>	<u>Page No.</u>	<u>NIIN</u>	<u>Page No.</u>	<u>NIIN</u>	<u>Page No.</u>	<u>NIIN</u>	<u>Page No.</u>
00-001-1547	3-222	00-011-9436	3-286	00-040-5895	3-158	00-053-1421	3-67
00-001-1548	3-222	00-012-0151	3-6	00-041-3576	3-33	00-053-1845	3-325
00-001-1549	3-222	00-012-5588	3-71	00-042-3218	3-97	00-053-1847	3-326
00-001-1550	3-222	00-012-7934	3-71	00-042-5758	3-277	00-053-8958	3-14
00-001-1551	3-222	00-013-9864	3-12	00-042-7885	3-338	00-054-0172	3-12
00-001-3590	3-286	00-013-9866	3-6	00-043-0080	3-334	00-054-0173	3-12
00-001-3591	3-285	00-014-2306	3-71	00-043-1194	3-164	00-054-5467	3-58
00-001-4194	3-117	00-014-2454	3-71	00-043-2641	3-5	00-054-9084	3-285
00-001-6471	3-265	00-014-2455	3-72	00-043-3408	3-160	00-054-9329	3-71
00-001-6482	3-264	00-014-2870	3-68	00-043-4790	3-8	00-055-6696	3-331
00-001-8025	3-225	00-014-6602	3-5	00-043-5331	3-205	00-056-0737	3-70
00-001-8026	3-225	00-014-7838	3-56	00-044-0653	3-148	00-056-1534	3-125
00-001-8027	3-225	00-014-7952	3-56	00-044-2984	3-197	00-056-5137	3-331
00-001-8028	3-225	00-016-3377	3-33	00-044-6914	3-72	00-056-6620	3-6
00-001-8029	3-225	00-016-6483	3-210	00-044-9281	3-171	00-056-9192	3-55
00-001-9395	3-273	00-016-8662	3-191	00-045-2940	3-173	00-057-1404	3-88
00-003-5532	3-323	00-018-1451	3-11	00-045-3211	3-92		3-92
00-003-5845	3-14	00-018-4451	3-24	00-045-3971	3-58	00-057-2553	3-45
00-003-6171	3-282	00-018-7052	3-169	00-045-4211	3-5	00-057-2887	3-71
00-003-8198	3-290	00-018-7091	3-171	00-045-4588	3-67	00-057-3152	3-9
00-004-0274	3-11	00-019-0679	3-37	00-045-5494	3-55	00-058-0478	3-325
00-004-2444	3-57	00-019-0877	3-72	00-045-6912	3-176	00-058-2242	3-173
00-004-2460	3-55	00-019-0878	3-72	00-045-6923	3-176	00-058-2399	3-193
00-004-2462	3-55	00-019-3066	3-72	00-045-7658	3-56	00-058-9347	3-6
00-004-3522	3-296	00-019-3093	3-69	00-045-8112	3-207	00-059-1106	3-11
00-005-0924	3-333	00-019-6674	3-166	00-045-9505	3-155	00-059-2761	3-185
00-005-5305	3-113	00-020-2976	3-95	00-048-6458	3-20	00-059-2776	3-170
00-005-5588	3-53	00-021-2803	3-280	00-050-0541	3-8	00-059-6517	3-280
00-005-7853	3-94	00-022-1315	3-143	00-050-0544	3-7	00-060-0012	3-39
00-006-5001	3-345	00-022-1316	3-143	00-050-0599	3-5		3-42
00-007-4080	3-41	00-022-1319	3-195	00-050-0915	3-43	00-060-0562	3-346
00-007-5737	3-45	00-022-3180	3-344	00-050-4520	3-71	00-060-0614	3-291
00-007-8646	3-89	00-023-7029	3-55	00-050-4953	3-5	00-060-0930	3-10
00-008-0485	3-153	00-023-7031	3-55	00-050-4961	3-8	00-060-1891	3-69
00-008-3295	3-33	00-023-8223	3-291	00-050-4963	3-6	00-060-2034	3-350
00-008-3711	3-348	00-024-5086	3-68	00-050-4965	3-5	00-060-2424	3-6
00-008-3713	3-348	00-024-9621	3-269	00-050-4968	3-7	00-060-2941	3-73
00-008-7196	3-187	00-024-9624	3-269	00-050-4970	3-7	00-060-3220	3-55
00-008-7198	3-187	00-025-1263	3-195	00-050-4972	3-8	00-060-4464	3-327
00-008-7207	3-187	00-025-7718	3-59	00-050-6215	3-25	00-060-4707	3-69
00-009-0244	3-279	00-025-9203	3-71	00-050-7698	3-205	00-060-4873	3-327
00-009-3820	3-289	00-027-0651	3-327	00-051-4384	3-169	00-060-5015	3-328
00-009-5023	3-186	00-027-2485	3-296	00-051-4843	3-72	00-060-5016	3-328
00-009-6817	3-6	00-028-6713	3-56	00-051-4845	3-98	00-060-5018	3-328
00-009-8182	3-6	00-028-6714	3-56	00-051-5031	3-160	00-060-5601	3-322
	3-8	00-030-7778	3-131	00-051-5033	3-160	00-060-5602	3-328
00-009-8793	3-25	00-030-7780	3-197	00-051-5035	3-160	00-060-5604	3-328
00-010-6652	3-5		3-197	00-051-7985	3-9	00-060-5606	3-328
00-010-7922	3-163	00-033-8024	3-12	00-051-9480	3-98	00-060-6057	3-143
00-010-8666	3-3	00-033-8851	3-114	00-052-4877	3-33	00-060-8414	3-92
00-011-5273	3-71	00-034-7225	3-121	00-052-6240	3-90	00-060-9136	3-207
00-011-5892	3-272	00-035-7535	3-298		3-93	00-061-0037	3-170
00-011-7142	3-6	00-036-5129	3-33	00-053-0493	3-98	00-061-0038	3-170

NIIN Cross Reference Index

<u>NIIN</u>	<u>Page No.</u>	<u>NIIN</u>	<u>Page No.</u>	<u>NIIN</u>	<u>Page No.</u>	<u>NIIN</u>	<u>Page No.</u>
00-061-0312	3-72	00-074-4996	3-157	00-081-7442	3-331	00-097-9101	3-346
00-061-0463	3-326	00-074-5100	3-157	00-081-9022	3-188	00-097-9391	3-88
00-061-1975	3-280	00-074-5124	3-157	00-081-9156	3-6	00-098-4327	3-141
00-061-7123	3-10	00-074-5160	3-157	00-082-2142	3-209	00-099-6916	3-130
00-061-8303	3-192	00-074-5174	3-157	00-082-2508	3-186	00-099-6962	3-235
00-062-1236	3-6	00-075-6772	3-203	00-082-2520	3-157	00-099-6968	3-235
00-062-3323	3-207	00-075-6918	3-308	00-082-2521	3-157	00-099-6970	3-235
00-062-3752	3-25	00-076-1954	3-96	00-082-2625	3-197	00-100-0413	3-43
00-062-4682	3-279	00-076-8640	3-296	00-082-2629	3-197	00-100-0420	3-43
00-062-5866	3-186	00-077-1363	3-88	00-082-2649	3-155	00-100-2153	3-291
00-062-6174	3-70	00-078-2958	3-213	00-082-2661	3-165	00-100-2517	3-291
00-062-6950	3-186	00-078-5706	3-135	00-082-2662	3-165	00-100-8890	3-43
00-063-1444	3-295	00-078-6804	3-41	00-082-5507	3-259	00-102-4003	3-70
00-063-1496	3-33	00-078-7615	3-32	00-082-5638	3-258	00-102-9642	3-57
00-063-8951	3-88	00-079-0286	3-160	00-082-5668	3-119	00-102-9878	3-281
00-063-9708	3-89	00-079-0287	3-160	00-082-5741	3-147	00-102-9879	3-281
00-064-1699	3-16	00-079-0288	3-160	00-082-5751	3-209	00-104-8343	3-1
00-064-4064	3-69	00-079-0544	3-201	00-082-5752	3-209	00-104-9032	3-280
00-065-0957	3-186	00-079-1993	3-327	00-082-5753	3-209	00-105-0605	3-234
00-065-3703	3-67	00-079-2880	3-282	00-082-6108	3-233	00-105-3084	3-114
00-065-6812	3-67	00-079-4694	3-110	00-082-7524	3-271	00-105-6341	3-67
00-065-9251	3-15	00-079-7905	3-157	00-083-8403	3-193	00-106-1656	3-109
00-066-6102	3-98	00-079-7906	3-157	00-083-9092	3-71	00-106-3666	3-1
00-066-8640	3-47	00-079-8682	3-199	00-084-2096	3-48	00-106-5940	3-25
00-067-4882	3-63	00-079-8745	3-199	00-086-8318	3-25	00-106-5973	3-213
00-067-7526	3-71	00-079-8823	3-199	00-087-0758	3-35	00-106-5974	3-213
00-067-8364	3-56	00-079-8943	3-55	00-087-3956	3-293	00-106-7478	3-77
00-067-8385	3-56	00-079-9589	3-93	00-087-4046	3-269	00-106-9636	3-69
00-068-0249	3-72	00-080-1048	3-55	00-087-8630	3-185	00-106-9840	3-161
00-068-1424	3-328	00-080-1549	3-187	00-088-4674	3-7	00-107-1510	3-106
00-068-1669	3-175	00-080-2012	3-71	00-089-0578	3-289	00-108-6500	3-279
00-068-7356	3-45	00-080-2191	3-24	00-089-0602	3-289	00-109-2062	3-8
00-068-7903	3-171	00-080-6048	3-146	00-089-3827	3-125	00-110-2272	3-48
00-068-7908	3-215	00-080-6062	3-146	00-089-3858	3-5	00-110-4048	3-48
00-069-2801	3-280	00-081-0065	3-89	00-089-4130	3-13	00-110-4497	3-72
00-069-3039	3-11	00-081-0537	3-10		3-14	00-110-7620	3-1
00-069-5960	3-311	00-081-1417	3-119	00-089-8707	3-234	00-110-8290	3-224
00-070-4681	3-7	00-081-2286	3-188	00-089-8842	3-79	00-110-8291	3-224
00-070-9483	3-22	00-081-2325	3-188	00-090-0870	3-16	00-110-8292	3-224
00-070-9487	3-22	00-081-2328	3-188	00-090-9999	3-331	00-110-8294	3-224
00-070-9496	3-195	00-081-2329	3-188	00-091-0000	3-331	00-110-8295	3-224
00-071-5429	3-137	00-081-2330	3-188	00-091-0002	3-331	00-110-8296	3-224
00-071-5430	3-137	00-081-2331	3-188	00-091-0019	3-331	00-110-8297	3-224
00-071-8785	3-238	00-081-2333	3-188	00-091-0023	3-331	00-110-8298	3-224
00-071-8786	3-238	00-081-2335	3-188	00-091-9276	3-71	00-110-8299	3-224
00-071-8787	3-238	00-081-2336	3-188	00-092-2816	3-192	00-110-8301	3-224
00-073-6094	3-158	00-081-2337	3-188	00-092-5054	3-103	00-110-8302	3-224
00-073-6096	3-158	00-081-2338	3-187	00-097-0788	3-327	00-110-9468	3-224
00-074-0963	3-283	00-081-2339	3-187	00-097-0809	3-330	00-110-9469	3-224
00-074-4952	3-157	00-081-2341	3-188	00-097-0911	3-330	00-110-9470	3-224
00-074-4961	3-157	00-081-5958	3-12	00-097-0913	3-330	00-110-9471	3-224
00-074-4963	3-157	00-081-7246	3-331	00-097-0914	3-330	00-110-9472	3-224
00-074-4978	3-157	00-081-7247	3-331	00-097-0989	3-330	00-110-9473	3-224

NIIN Cross Reference Index

<u>NIIN</u>	<u>Page No.</u>	<u>NIIN</u>	<u>Page No.</u>	<u>NIIN</u>	<u>Page No.</u>	<u>NIIN</u>	<u>Page No.</u>
00-110-9474	3-224	00-120-1028	3-43	00-139-4869	3-160	00-142-9273	3-179
00-110-9475	3-224	00-121-5417	3-10	00-139-4900	3-162	00-142-9290	3-108
00-110-9476	3-224	00-121-7569	3-31	00-139-5297	3-116	00-142-9335	3-197
00-110-9477	3-224	00-121-8478	3-323	00-139-6170	3-162	00-142-9336	3-197
00-110-9478	3-224	00-122-1301	3-267	00-139-6174	3-244	00-142-9345	3-196
00-110-9479	3-224	00-123-6955	3-187	00-140-0096	3-6	00-142-9361	3-272
00-110-9480	3-224	00-124-3730	3-282	00-140-0343	3-56	00-142-9389	3-117
00-110-9481	3-224	00-125-5528	3-62	00-140-0889	3-107	00-142-9582	3-114
00-110-9482	3-224	00-125-9069	3-127	00-140-1165	3-63	00-142-9823	3-192
00-110-9483	3-224	00-126-0286	3-79	00-140-4975	3-344	00-142-9900	3-258
00-110-9484	3-224	00-126-1057	3-330	00-140-8066	3-309	00-142-9913	3-191
00-110-9485	3-224	00-126-4178	3-291	00-141-0888	3-258	00-143-0965	3-138
00-110-9486	3-224	00-128-0023	3-57	00-141-0889	3-258	00-143-1202	3-207
00-111-0190	3-64	00-128-8032	3-269	00-141-0931	3-207	00-143-3037	3-72
00-111-0209	3-273	00-129-6576	3-163	00-141-0959	3-147	00-143-3049	3-72
00-111-0210	3-273	00-130-3124	3-217		3-147	00-143-3055	3-69
00-111-0340	3-219	00-130-3135	3-219	00-141-0965	3-147	00-143-3057	3-72
00-111-0342	3-219	00-130-3142	3-220	00-141-0971	3-147	00-143-3059	3-69
00-111-2762	3-188	00-130-3146	3-219	00-141-2942	3-105	00-143-3060	3-69
00-111-3199	3-273	00-130-3534	3-313	00-141-4373	3-279	00-143-3070	3-69
00-111-6254	3-271	00-131-9807	3-5	00-141-5452	3-169	00-143-3071	3-69
00-113-1212	3-96	00-131-9849	3-10		3-170	00-143-3173	3-71
00-113-1912	3-68	00-131-9915	3-6		3-172	00-143-4782	3-72
00-113-1913	3-175	00-132-4011	3-70		3-173	00-143-6558	3-70
00-113-5418	3-224	00-132-4053	3-264	00-141-5547	3-172	00-143-6611	3-58
00-113-5856	3-282	00-132-5009	3-208	00-141-5549	3-172	00-143-6695	3-67
00-113-6573	3-97	00-132-5010	3-208	00-141-5888	3-176	00-143-7014	3-279
00-114-1304	3-25	00-132-5109	3-158	00-141-6078	3-107	00-143-7418	3-69
00-115-0775	3-25	00-132-5181	3-201	00-141-6080	3-107	00-143-7424	3-69
00-115-2307	3-21	00-132-5317	3-70	00-141-6770	3-270	00-143-7432	3-72
00-115-2679	3-25	00-132-5328	3-70	00-141-7842	3-177	00-143-7436	3-69
00-115-4991	3-25	00-132-5338	3-70	00-141-8061	3-334	00-143-7510	3-72
00-115-5007	3-25	00-132-9566	3-203	00-141-8062	3-334	00-143-7513	3-72
00-115-6029	3-263	00-134-5844	3-41	00-141-8064	3-338	00-144-3082	3-72
00-115-9137	3-53	00-134-9124	3-258	00-141-8065	3-338	00-144-3176	3-58
00-115-9186	3-54	00-135-0675	3-94	00-141-8067	3-309	00-144-4174	3-57
00-115-9996	3-64	00-136-6000	3-107	00-142-4849	3-6	00-144-4517	3-72
00-117-5280	3-58	00-136-7524	3-21	00-142-6407	3-290	00-144-4707	3-129
00-117-5508	3-92	00-136-9609	3-39	00-142-6408	3-290	00-144-4989	3-147
00-117-8510	3-191		3-42	00-142-7345	3-8	00-144-4995	3-147
00-118-0666	3-186	00-137-2464	3-34	00-142-7363	3-8	00-144-9600	3-166
00-118-2239	3-25	00-137-6085	3-55	00-142-7376	3-6	00-144-9601	3-166
00-118-2489	3-158	00-138-1453	3-21	00-142-7379	3-8	00-144-9602	3-166
00-118-2695	3-191	00-138-7981	3-160	00-142-8840	3-116	00-144-9604	3-166
00-118-5765	3-197	00-138-7983	3-126	00-142-8841	3-109	00-144-9774	3-191
00-118-8195	3-14	00-138-7984	3-125	00-142-9004	3-205	00-145-0020	3-191
00-119-1486	3-35	00-138-7985	3-126	00-142-9005	3-205	00-145-0038	3-200
00-119-8998	3-342	00-139-1276	3-196	00-142-9016	3-205	00-145-0075	3-192
00-119-9010	3-342	00-139-3678	3-151	00-142-9037	3-166	00-145-0153	3-193
00-119-9027	3-342	00-139-3679	3-151	00-142-9052	3-31	00-145-0161	3-270
00-119-9036	3-342	00-139-3902	3-161	00-142-9124	3-187	00-145-0174	3-165
00-119-9291	3-269	00-139-3942	3-161	00-142-9193	3-191	00-145-0255	3-116
00-120-1016	3-43	00-139-4101	3-161	00-142-9272	3-186	00-145-0268	3-269

NIIN Cross Reference Index

<u>NIIN</u>	<u>Page No.</u>	<u>NIIN</u>	<u>Page No.</u>	<u>NIIN</u>	<u>Page No.</u>	<u>NIIN</u>	<u>Page No.</u>
00-145-0279	3-105	00-147-8468	3-156	00-150-2088	3-224	00-153-3227	3-308
00-145-0296	3-152	00-147-8470	3-156	00-150-2089	3-224	00-153-3228	3-308
00-145-0414	3-166	00-147-8471	3-156	00-150-2090	3-224	00-153-3230	3-308
00-145-0415	3-166	00-148-0695	3-348	00-150-2092	3-224	00-153-3232	3-308
00-145-0416	3-166	00-148-4298	3-342	00-150-2093	3-224	00-153-3236	3-308
00-145-0417	3-166	00-148-4299	3-344	00-150-2096	3-224	00-153-3237	3-308
00-145-0432	3-192	00-148-4306	3-344	00-150-2097	3-224	00-153-3238	3-308
00-145-0530	3-192	00-148-4308	3-344	00-150-2098	3-224	00-153-3239	3-308
00-145-0608	3-342	00-148-4327	3-342	00-150-2100	3-224	00-153-3240	3-308
00-145-1148	3-70	00-148-4347	3-342	00-150-2103	3-224	00-153-3241	3-308
00-145-1161	3-70	00-148-4372	3-346	00-150-2104	3-224	00-153-3243	3-308
00-145-1182	3-70	00-148-4375	3-346	00-150-2117	3-224	00-153-3244	3-308
00-145-1536	3-72	00-148-4378	3-346	00-150-2118	3-224	00-153-3248	3-308
00-145-4481	3-344	00-148-4384	3-346	00-150-2121	3-224	00-153-3249	3-308
00-145-4488	3-342	00-148-4791	3-347	00-150-2256	3-257	00-153-3250	3-308
00-145-4528	3-344	00-148-4857	3-346	00-150-3081	3-224	00-153-3251	3-308
00-145-4559	3-344	00-148-7068	3-127	00-150-6526	3-79	00-153-3252	3-308
00-145-4562	3-342	00-148-7150	3-105	00-151-4914	3-72	00-153-3255	3-308
00-145-5699	3-344	00-148-7155	3-107	00-151-5134	3-312	00-153-3256	3-308
00-145-5701	3-342	00-148-7156	3-108	00-151-5243	3-57	00-153-3257	3-308
00-145-5710	3-342	00-148-7363	3-208	00-151-5334	3-81	00-153-3258	3-308
00-145-5752	3-344	00-148-7364	3-208	00-151-5380	3-67	00-153-3259	3-308
00-145-5797	3-342	00-148-8031	3-58	00-151-5382	3-67	00-153-3260	3-308
00-145-5802	3-342	00-148-9666	3-173	00-151-6035	3-103	00-153-3262	3-308
00-145-6126	3-147	00-148-9833	3-188	00-151-6120	3-172	00-153-3264	3-308
00-145-7543	3-342	00-148-9928	3-219		3-173	00-153-3266	3-308
00-145-7548	3-344	00-149-0335	3-185	00-151-6629	3-126	00-153-3267	3-308
00-145-7557	3-342	00-149-0577	3-106		3-196	00-153-3268	3-308
00-145-8143	3-342	00-149-1592	3-270	00-152-0028	3-191	00-153-3270	3-308
00-145-8388	3-342	00-149-1593	3-269	00-152-0063	3-192	00-153-3272	3-308
	3-343		3-270	00-152-1072	3-35	00-153-3273	3-308
00-145-8399	3-344	00-149-6327	3-342	00-152-1147	3-35	00-153-3275	3-308
00-145-8402	3-342	00-149-7431	3-271	00-152-2808	3-56	00-153-3276	3-308
00-145-8437	3-344	00-149-7432	3-271	00-152-2982	3-68	00-153-3277	3-308
00-145-8447	3-342	00-150-2053	3-223	00-152-2983	3-68	00-153-3278	3-308
00-145-8450	3-344	00-150-2054	3-223	00-152-2992	3-68	00-153-3279	3-308
00-146-1588	3-197	00-150-2057	3-223	00-152-2993	3-68	00-153-3280	3-308
00-146-6356	3-342	00-150-2058	3-223	00-152-2996	3-68	00-153-3281	3-308
00-146-8898	3-63	00-150-2061	3-224		3-68	00-153-3282	3-308
00-147-1036	3-248	00-150-2062	3-224	00-152-2999	3-68	00-153-3283	3-308
00-147-1038	3-248	00-150-2064	3-224	00-152-3952	3-223	00-153-3284	3-308
00-147-2769	3-131	00-150-2068	3-224	00-152-4304	3-24	00-153-3285	3-308
00-147-5167	3-348	00-150-2072	3-224	00-153-3184	3-308	00-153-3287	3-308
00-147-5175	3-348	00-150-2073	3-224	00-153-3185	3-308	00-153-3288	3-308
00-147-6276	3-342	00-150-2074	3-224	00-153-3186	3-308	00-153-3289	3-308
00-147-7701	3-348	00-150-2076	3-224	00-153-3188	3-308	00-153-3290	3-308
00-147-7706	3-348	00-150-2077	3-224	00-153-3214	3-308	00-153-3291	3-308
00-147-7715	3-348	00-150-2078	3-224	00-153-3217	3-308	00-153-3292	3-308
00-147-7757	3-348	00-150-2080	3-224	00-153-3218	3-308	00-153-3299	3-308
00-147-7920	3-7	00-150-2082	3-224	00-153-3219	3-308	00-153-3300	3-308
00-147-8460	3-156	00-150-2084	3-224	00-153-3223	3-308	00-153-3302	3-308
00-147-8463	3-156	00-150-2085	3-224	00-153-3224	3-308	00-153-3310	3-308
00-147-8465	3-156	00-150-2086	3-224	00-153-3225	3-308	00-153-3311	3-308

NIIN Cross Reference Index

<u>NIIN</u>	<u>Page No.</u>	<u>NIIN</u>	<u>Page No.</u>	<u>NIIN</u>	<u>Page No.</u>	<u>NIIN</u>	<u>Page No.</u>
00-153-3312	3-308	00-154-0307	3-1	00-159-2231	3-62	00-162-3006	3-147
00-153-3313	3-308	00-155-5174	3-153		3-64	00-162-3022	3-155
00-153-3317	3-308	00-155-6444	3-185	00-159-2293	3-91	00-162-6177	3-162
00-153-3318	3-308	00-155-7774	3-70	00-159-2299	3-55	00-162-6178	3-162
00-153-3319	3-308	00-155-7779	3-70	00-159-4450	3-157	00-162-6508	3-325
00-153-3320	3-308	00-155-7784	3-72	00-160-0438	3-125	00-163-1547	3-213
00-153-3324	3-308	00-155-7786	3-72	00-160-0439	3-125	00-163-1856	3-61
00-153-3328	3-308	00-155-7788	3-69	00-160-0440	3-125	00-163-2563	3-161
00-153-3329	3-308	00-155-7789	3-71	00-160-0441	3-125	00-163-2568	3-162
00-153-3337	3-308	00-155-7810	3-71	00-160-0770	3-255	00-163-4112	3-10
00-153-3338	3-308	00-155-7824	3-72	00-160-0874	3-255	00-163-4113	3-10
00-153-3339	3-308	00-155-7836	3-71	00-160-0875	3-255	00-163-4185	3-9
00-153-3349	3-308	00-155-7848	3-72	00-160-2405	3-10	00-163-5117	3-57
00-153-3351	3-308	00-155-7851	3-71	00-160-5787	3-180	00-163-5792	3-185
00-153-3357	3-309	00-155-7857	3-70	00-160-5788	3-180	00-163-7982	3-49
00-153-3359	3-309	00-155-7859	3-71	00-160-5799	3-179	00-163-8005	3-49
00-153-3363	3-309		3-71	00-160-5800	3-179	00-164-0513	3-241
00-153-3365	3-307	00-155-7863	3-72	00-160-5856	3-180	00-164-8865	3-154
00-153-3366	3-307	00-155-7864	3-72	00-160-7159	3-43	00-164-9849	3-21
00-153-3367	3-307	00-155-7878	3-72	00-160-7759	3-205	00-165-4422	3-180
00-153-3368	3-307	00-155-7898	3-71	00-160-7766	3-205	00-165-6560	3-158
00-153-3370	3-307	00-155-7902	3-71	00-160-7768	3-205	00-165-6838	3-264
00-153-3372	3-307	00-155-7915	3-72	00-160-7769	3-205	00-165-7133	3-103
00-153-3373	3-307	00-155-7916	3-72	00-160-7771	3-205	00-165-7195	3-171
00-153-3374	3-307	00-155-7919	3-71	00-160-7776	3-205	00-165-8614	3-192
00-153-3375	3-307	00-155-7923	3-69	00-160-7778	3-205	00-165-8628	3-180
00-153-3376	3-307	00-155-7924	3-72	00-160-7830	3-277	00-166-0746	3-180
00-153-3377	3-307	00-155-7929	3-71	00-160-7834	3-277	00-167-1817	3-323
00-153-3378	3-307		3-71	00-160-7858	3-277	00-167-1834	3-330
00-153-3379	3-307	00-155-7932	3-72	00-160-8476	3-164	00-167-1857	3-322
00-153-3380	3-307	00-155-7964	3-71	00-160-8477	3-164	00-167-1858	3-322
00-153-3382	3-307	00-155-8653	3-69	00-160-8480	3-116	00-167-1859	3-329
00-153-3385	3-307	00-155-8661	3-72	00-160-9220	3-197	00-167-1860	3-329
00-153-3386	3-307	00-155-8663	3-72	00-161-0026	3-35	00-167-1861	3-329
00-153-3387	3-307	00-155-8669	3-71	00-161-1143	3-125	00-167-1862	3-329
00-153-3388	3-307	00-155-8671	3-71	00-161-1150	3-125	00-167-1863	3-329
00-153-3405	3-308	00-155-8675	3-72	00-161-3096	3-22	00-167-1864	3-329
00-153-6186	3-13	00-155-8681	3-71	00-161-4237	3-154	00-167-1865	3-329
00-153-6396	3-35	00-155-8686	3-72	00-161-4240	3-154	00-167-1866	3-329
00-153-6481	3-76	00-155-8687	3-71	00-161-4284	3-153	00-167-1867	3-329
00-153-6509	3-71	00-155-8693	3-72	00-161-4290	3-152	00-167-1872	3-327
00-153-6515	3-72	00-155-8694	3-72	00-161-4291	3-152	00-167-1873	3-327
00-153-6671	3-267	00-155-8696	3-72	00-161-4292	3-152	00-167-1874	3-327
00-153-6717	3-255	00-155-8706	3-71	00-161-4773	3-238	00-167-1881	3-327
00-153-6718	3-255	00-155-8707	3-71	00-161-5664	3-161	00-167-1883	3-327
00-153-6719	3-255	00-155-8714	3-71	00-161-6202	3-116	00-167-1891	3-328
00-153-6720	3-255	00-155-8716	3-69	00-161-6211	3-152	00-167-1894	3-328
00-153-6721	3-255	00-155-8720	3-71	00-161-6215	3-156	00-167-1895	3-328
00-153-6811	3-288	00-155-8725	3-72	00-161-6219	3-173	00-167-1896	3-328
00-153-6815	3-288	00-155-8726	3-72		3-173	00-167-1897	3-328
00-153-9759	3-137	00-156-1566	3-72	00-161-6422	3-61	00-167-1900	3-328
00-153-9760	3-138	00-156-7375	3-8	00-161-7422	3-33	00-167-1901	3-328
00-153-9846	3-257	00-158-8771	3-67	00-162-0234	3-47		3-328

NIIN Cross Reference Index

<u>NIIN</u>	<u>Page No.</u>	<u>NIIN</u>	<u>Page No.</u>	<u>NIIN</u>	<u>Page No.</u>	<u>NIIN</u>	<u>Page No.</u>
00-167-1902	3-328	00-167-2058	3-339	00-167-2723	3-348	00-176-4956	3-55
	3-328	00-167-2083	3-338	00-167-4284	3-346	00-176-5579	3-67
00-167-1903	3-328	00-167-2087	3-338	00-167-4324	3-346	00-176-5648	3-70
00-167-1905	3-328	00-167-2088	3-338	00-167-4350	3-346	00-176-6050	3-67
	3-328	00-167-2104	3-338	00-167-4363	3-346	00-176-8083	3-213
00-167-1907	3-328	00-167-2111	3-337	00-168-0411	3-73	00-177-1627	3-34
00-167-1910	3-322	00-167-2114	3-337	00-168-3401	3-23	00-177-2148	3-9
00-167-1912	3-322	00-167-2119	3-339	00-168-6828	3-203	00-177-4974	3-243
00-167-1913	3-322	00-167-2120	3-339	00-169-0805	3-110	00-177-4999	3-126
00-167-1914	3-328	00-167-2124	3-339	00-169-3664	3-347	00-177-5094	3-117
00-167-1916	3-328	00-167-2125	3-339	00-169-3665	3-347	00-177-5106	3-172
00-167-1917	3-328	00-167-2126	3-339	00-169-3666	3-346		3-173
00-167-1918	3-328	00-167-2129	3-339	00-169-5298	3-215	00-177-5243	3-175
00-167-1919	3-328	00-167-2150	3-338	00-169-6407	3-282	00-177-6095	3-203
00-167-1921	3-328	00-167-2151	3-338	00-169-6408	3-70	00-177-6154	3-126
00-167-1923	3-328	00-167-2153	3-338	00-169-9235	3-346	00-177-7992	3-241
00-167-1925	3-328	00-167-2173	3-335	00-170-5302	3-73	00-177-7993	3-241
00-167-1926	3-328	00-167-2174	3-335	00-170-5449	3-174	00-177-7994	3-241
00-167-1927	3-328	00-167-2175	3-335	00-170-8330	3-146	00-178-1584	3-36
00-167-1928	3-328	00-167-2176	3-335	00-170-8374	3-143	00-178-1606	3-13
00-167-1930	3-328	00-167-2185	3-333		3-149	00-178-1624	3-13
00-167-1934	3-328	00-167-2187	3-333	00-170-8382	3-137	00-178-1625	3-13
00-167-1935	3-328	00-167-2188	3-333	00-170-9472	3-208	00-178-1626	3-13
00-167-1936	3-328	00-167-2190	3-335	00-170-9486	3-208	00-178-6830	3-238
00-167-1937	3-328	00-167-2192	3-335	00-171-1120	3-160		3-240
00-167-1938	3-328	00-167-2212	3-335	00-171-1123	3-153	00-178-6831	3-238
00-167-1939	3-328	00-167-2213	3-335	00-171-1148	3-172		3-240
00-167-1940	3-328	00-167-2214	3-335	00-171-1534	3-173	00-178-6855	3-241
00-167-1941	3-328	00-167-2215	3-335	00-171-5224	3-280	00-178-7013	3-241
00-167-1942	3-328	00-167-2216	3-335	00-172-3757	3-131	00-178-8280	3-197
00-167-1960	3-329	00-167-2217	3-335	00-173-4897	3-156	00-178-8286	3-126
00-167-1962	3-330	00-167-2218	3-335	00-173-6631	3-155	00-178-8289	3-197
00-167-1963	3-330	00-167-2220	3-335	00-173-7243	3-116	00-178-8290	3-197
00-167-1964	3-330	00-167-2221	3-335	00-174-0453	3-217	00-178-8291	3-197
00-167-1971	3-330	00-167-2223	3-335		3-220	00-178-8292	3-197
00-167-1972	3-330	00-167-2225	3-335	00-174-0508	3-84	00-178-8305	3-182
00-167-1973	3-330	00-167-2226	3-335	00-174-0515	3-83	00-178-8307	3-181
00-167-1974	3-330	00-167-2236	3-337	00-174-0852	3-203	00-178-8315	3-170
00-167-1975	3-330	00-167-2237	3-337	00-174-0855	3-203	00-178-9146	3-206
00-167-1976	3-330	00-167-2248	3-336	00-174-0968	3-291	00-178-9151	3-206
00-167-1977	3-330	00-167-2249	3-336	00-174-0970	3-291	00-178-9193	3-206
00-167-1978	3-330	00-167-2260	3-333	00-174-0971	3-291	00-178-9200	3-206
00-167-1981	3-325	00-167-2262	3-333	00-174-2588	3-188	00-178-9713	3-294
00-167-1983	3-325	00-167-2263	3-335	00-174-3205	3-154	00-178-9788	3-181
00-167-1985	3-325	00-167-2264	3-335	00-174-5793	3-8		3-182
00-167-1986	3-325	00-167-2265	3-335	00-174-6239	3-97	00-179-0087	3-196
00-167-1987	3-325	00-167-2266	3-335	00-174-9672	3-114	00-179-0547	3-199
00-167-1988	3-325	00-167-2267	3-335	00-175-4577	3-11	00-179-0570	3-199
00-167-1990	3-325	00-167-2274	3-335	00-175-5967	3-11	00-179-0575	3-199
00-167-1992	3-325	00-167-2277	3-335	00-176-0487	3-285	00-179-0578	3-199
00-167-1995	3-325	00-167-2278	3-335	00-176-4928	3-57	00-179-0579	3-199
00-167-2034	3-326	00-167-2279	3-335	00-176-4954	3-55	00-179-0580	3-199
00-167-2057	3-339	00-167-2280	3-335	00-176-4955	3-55	00-179-1802	3-72

NIIN Cross Reference Index

<u>NIIN</u>	<u>Page No.</u>	<u>NIIN</u>	<u>Page No.</u>	<u>NIIN</u>	<u>Page No.</u>	<u>NIIN</u>	<u>Page No.</u>
00-179-1806	3-68	00-184-8468	3-310	00-186-9170	3-293	00-188-1744	3-303
00-179-1814	3-69	00-184-8471	3-309	00-186-9174	3-298	00-188-1746	3-303
00-179-1882	3-95	00-184-8473	3-310	00-186-9175	3-294	00-188-1747	3-303
00-179-5054	3-63	00-184-8698	3-222	00-187-3661	3-307	00-188-1748	3-303
00-179-8848	3-58	00-184-8699	3-222	00-187-3692	3-307	00-188-1749	3-303
00-180-5221	3-24	00-184-8700	3-223	00-187-3693	3-307	00-188-1750	3-303
00-180-6165	3-113	00-184-8702	3-223	00-187-3952	3-307	00-188-1751	3-303
00-180-6222	3-188	00-184-8796	3-309	00-187-3953	3-307	00-188-1752	3-303
00-180-6266	3-272	00-184-8798	3-309	00-187-3954	3-307	00-188-1753	3-303
00-180-6290	3-271	00-184-8807	3-309	00-187-3955	3-307	00-188-1754	3-303
00-180-6339	3-185	00-184-8808	3-312	00-187-3956	3-307	00-188-1755	3-303
00-180-6343	3-180	00-184-8811	3-312	00-187-3957	3-307	00-188-1756	3-303
00-180-6381	3-270	00-184-8815	3-310	00-187-3960	3-307	00-188-1757	3-303
00-180-6382	3-270	00-184-8819	3-310	00-187-3964	3-307	00-188-1758	3-303
00-180-6383	3-270	00-184-8821	3-310	00-187-6486	3-151	00-188-1760	3-303
00-181-5173	3-286	00-184-8822	3-310	00-187-6489	3-151	00-188-1762	3-303
00-181-7568	3-179	00-184-8825	3-310	00-187-7747	3-186	00-188-1763	3-303
00-181-7594	3-113	00-184-8828	3-310	00-188-1164	3-35	00-188-1765	3-303
00-181-7724	3-269	00-184-8829	3-310	00-188-1633	3-300	00-188-1766	3-303
00-181-7761	3-192	00-184-8843	3-311	00-188-1642	3-300	00-188-1767	3-303
00-181-7898	3-195	00-184-8847	3-312	00-188-1656	3-300	00-188-1768	3-303
00-181-7899	3-195	00-184-8869	3-312	00-188-1690	3-303	00-188-1769	3-303
00-181-7902	3-195	00-184-8874	3-312	00-188-1691	3-302	00-188-1771	3-303
00-181-7912	3-195	00-184-9423	3-175	00-188-1694	3-302	00-188-1772	3-303
00-181-8080	3-180	00-184-9479	3-209	00-188-1696	3-302	00-188-1773	3-303
00-181-8082	3-201	00-185-0423	3-116	00-188-1698	3-302	00-188-1774	3-303
00-181-8097	3-272	00-185-3761	3-344	00-188-1699	3-302	00-188-1775	3-303
00-181-8229	3-272	00-185-6751	3-166	00-188-1703	3-302	00-188-6974	3-197
00-181-8232	3-272	00-185-6752	3-166	00-188-1704	3-302		3-197
00-181-8321	3-106	00-185-6754	3-166	00-188-1707	3-302	00-188-7343	3-8
00-181-8372	3-186	00-185-8477	3-289	00-188-1713	3-296	00-188-9858	3-272
00-181-8380	3-192	00-185-8531	3-34	00-188-1714	3-296	00-188-9862	3-272
00-183-0120	3-68	00-186-2963	3-116	00-188-1715	3-303	00-189-0556	3-304
00-183-0351	3-95	00-186-3260	3-69	00-188-1717	3-303	00-189-0558	3-304
00-183-0361	3-57	00-186-6276	3-72	00-188-1718	3-303	00-189-0559	3-304
00-183-0453	3-57	00-186-6477	3-34	00-188-1719	3-303	00-189-0560	3-304
00-183-0511	3-55	00-186-6668	3-272	00-188-1720	3-303	00-189-0561	3-304
00-183-0513	3-55	00-186-6681	3-272	00-188-1721	3-303	00-189-0563	3-304
00-183-0517	3-72	00-186-9113	3-298	00-188-1722	3-303	00-189-0565	3-304
00-183-0576	3-57	00-186-9115	3-294	00-188-1723	3-303	00-189-0567	3-304
00-183-0669	3-72	00-186-9120	3-298	00-188-1725	3-303	00-189-0568	3-304
00-183-6485	3-84	00-186-9128	3-294	00-188-1727	3-303	00-189-0569	3-304
00-183-6486	3-84	00-186-9129	3-294	00-188-1728	3-303	00-189-0570	3-304
00-183-7959	3-293	00-186-9131	3-294	00-188-1729	3-303	00-189-0573	3-304
00-183-9481	3-199	00-186-9135	3-294	00-188-1730	3-303	00-189-0574	3-298
00-183-9494	3-199	00-186-9138	3-294	00-188-1732	3-303	00-189-0575	3-298
00-183-9498	3-199	00-186-9145	3-294	00-188-1735	3-303	00-189-0576	3-298
00-183-9503	3-199	00-186-9152	3-295	00-188-1736	3-303	00-189-0577	3-298
00-184-0089	3-139	00-186-9153	3-295	00-188-1738	3-303	00-189-0578	3-304
00-184-2790	3-325	00-186-9155	3-295	00-188-1739	3-303	00-189-0580	3-304
00-184-2792	3-321	00-186-9156	3-295	00-188-1741	3-303	00-189-0583	3-304
00-184-4796	3-105	00-186-9159	3-295	00-188-1742	3-303	00-189-0585	3-304
00-184-8467	3-310	00-186-9167	3-293	00-188-1743	3-303	00-189-0586	3-304

NIIN Cross Reference Index

NIIN	Page No.	NIIN	Page No.	NIIN	Page No.	NIIN	Page No.
00-189-0587	3-304	00-189-0656	3-305	00-189-1581	3-302	00-189-1651	3-302
00-189-0589	3-304	00-189-0657	3-305	00-189-1584	3-302	00-189-1656	3-302
00-189-0590	3-304	00-189-0658	3-305	00-189-1585	3-302	00-189-1657	3-302
00-189-0591	3-304	00-189-0659	3-305	00-189-1586	3-302	00-189-1658	3-302
00-189-0592	3-304	00-189-0660	3-305	00-189-1587	3-302	00-189-1659	3-302
00-189-0593	3-304	00-189-0662	3-305	00-189-1588	3-302	00-189-1662	3-302
00-189-0594	3-304	00-189-0663	3-305	00-189-1589	3-302	00-189-1663	3-302
	3-304	00-189-0664	3-305	00-189-1590	3-302	00-189-1664	3-302
00-189-0595	3-304	00-189-0665	3-305	00-189-1591	3-302	00-189-1665	3-302
00-189-0596	3-304	00-189-0666	3-305	00-189-1592	3-302	00-189-1667	3-302
00-189-0597	3-304	00-189-0667	3-305	00-189-1593	3-302	00-189-1668	3-302
00-189-0598	3-304	00-189-0668	3-305	00-189-1594	3-302	00-189-1669	3-302
00-189-0600	3-304	00-189-0669	3-305	00-189-1596	3-302	00-189-1671	3-302
00-189-0601	3-304	00-189-0670	3-305	00-189-1597	3-302	00-189-1672	3-302
00-189-0602	3-304	00-189-0672	3-305	00-189-1598	3-302	00-189-1673	3-302
00-189-0603	3-304	00-189-0673	3-305	00-189-1599	3-302	00-189-1674	3-302
00-189-0604	3-304	00-189-0674	3-305	00-189-1601	3-302	00-189-1677	3-302
00-189-0605	3-304	00-189-0675	3-305	00-189-1609	3-302	00-189-1678	3-302
00-189-0606	3-304	00-189-0676	3-305	00-189-1610	3-302	00-189-1679	3-302
00-189-0607	3-304	00-189-0684	3-304	00-189-1611	3-302	00-189-1693	3-302
00-189-0608	3-304	00-189-0685	3-304	00-189-1612	3-302	00-189-1709	3-302
00-189-0609	3-304	00-189-0686	3-304	00-189-1613	3-302	00-189-1710	3-302
00-189-0610	3-304	00-189-0687	3-304	00-189-1614	3-302	00-189-1714	3-302
00-189-0611	3-304	00-189-0696	3-304	00-189-1615	3-302	00-189-1719	3-302
00-189-0612	3-304	00-189-0701	3-304	00-189-1616	3-302	00-189-1720	3-302
00-189-0617	3-304	00-189-0705	3-304	00-189-1617	3-302	00-189-1723	3-302
00-189-0619	3-304	00-189-0720	3-294	00-189-1618	3-302	00-189-1726	3-302
00-189-0620	3-304	00-189-0722	3-294	00-189-1619	3-302	00-189-2744	3-68
00-189-0622	3-304	00-189-0724	3-294	00-189-1620	3-302	00-189-6727	3-272
00-189-0623	3-304	00-189-1550	3-302	00-189-1621	3-302	00-189-6729	3-272
00-189-0625	3-304	00-189-1551	3-302	00-189-1623	3-302	00-189-6900	3-9
00-189-0626	3-304	00-189-1552	3-302	00-189-1624	3-302	00-189-7182	3-304
00-189-0627	3-304	00-189-1553	3-302	00-189-1625	3-302	00-189-7196	3-294
00-189-0629	3-304	00-189-1554	3-302	00-189-1626	3-302	00-189-7274	3-294
00-189-0630	3-304	00-189-1555	3-302	00-189-1627	3-302	00-189-7305	3-297
00-189-0631	3-304	00-189-1556	3-302	00-189-1629	3-302	00-189-7335	3-297
00-189-0632	3-304	00-189-1557	3-302	00-189-1631	3-302	00-189-7383	3-305
00-189-0634	3-304	00-189-1558	3-302	00-189-1632	3-302	00-189-7384	3-305
00-189-0636	3-305	00-189-1559	3-302	00-189-1633	3-302	00-189-7385	3-305
00-189-0637	3-305	00-189-1560	3-302	00-189-1634	3-302	00-189-7387	3-305
00-189-0639	3-305	00-189-1561	3-302	00-189-1635	3-302	00-189-7388	3-305
00-189-0641	3-305	00-189-1562	3-302	00-189-1636	3-302	00-189-7402	3-305
00-189-0642	3-305	00-189-1563	3-302	00-189-1637	3-302	00-189-7403	3-305
00-189-0643	3-305	00-189-1564	3-302	00-189-1638	3-302	00-189-7404	3-305
00-189-0644	3-305	00-189-1565	3-302	00-189-1639	3-302	00-189-7405	3-305
00-189-0645	3-305	00-189-1566	3-302	00-189-1640	3-302	00-189-7407	3-305
00-189-0646	3-305	00-189-1567	3-302	00-189-1641	3-302	00-189-7408	3-305
00-189-0647	3-305	00-189-1568	3-302	00-189-1643	3-302	00-189-7411	3-305
00-189-0648	3-305	00-189-1569	3-302	00-189-1645	3-302	00-189-7412	3-305
00-189-0649	3-297	00-189-1571	3-302	00-189-1646	3-302	00-189-7413	3-305
00-189-0651	3-297	00-189-1573	3-302	00-189-1647	3-302	00-189-7417	3-305
00-189-0654	3-305	00-189-1574	3-302	00-189-1648	3-302	00-189-7418	3-305
00-189-0655	3-305	00-189-1579	3-302	00-189-1649	3-302	00-189-7421	3-305

NIIN Cross Reference Index

<u>NIIN</u>	<u>Page No.</u>	<u>NIIN</u>	<u>Page No.</u>	<u>NIIN</u>	<u>Page No.</u>	<u>NIIN</u>	<u>Page No.</u>
00-189-7422	3-305	00-191-1507	3-84	00-196-2251	3-224	00-197-9841	3-343
00-189-7423	3-305	00-191-1508	3-84	00-196-2263	3-224	00-197-9842	3-344
00-189-7425	3-305	00-191-1509	3-84	00-196-2281	3-224	00-197-9843	3-343
00-189-7426	3-305	00-191-1513	3-84	00-196-2282	3-224	00-197-9844	3-343
00-189-7428	3-301	00-191-1514	3-84	00-196-2286	3-224	00-197-9845	3-343
00-189-7432	3-302	00-191-1632	3-293	00-196-2287	3-25	00-197-9846	3-343
00-189-7435	3-302	00-191-1639	3-293	00-196-2302	3-224	00-197-9847	3-343
00-189-7436	3-302	00-191-1654	3-294	00-196-2315	3-224	00-197-9848	3-343
00-189-7437	3-302	00-191-1658	3-298	00-196-2316	3-224	00-197-9849	3-343
00-189-7438	3-302	00-191-1683	3-294	00-196-2320	3-224	00-197-9850	3-343
00-189-7439	3-302	00-191-1686	3-294	00-196-2354	3-224	00-197-9851	3-343
00-189-7440	3-302	00-191-1688	3-294	00-196-2369	3-224	00-197-9852	3-343
00-189-7441	3-302	00-191-1698	3-294	00-196-2460	3-224	00-197-9854	3-343
00-189-7442	3-302	00-191-1704	3-294	00-196-2469	3-224	00-197-9855	3-343
00-189-7445	3-302	00-191-1712	3-294	00-196-2523	3-224	00-197-9856	3-343
00-189-7450	3-302	00-191-2708	3-25	00-196-2608	3-224	00-197-9859	3-343
00-189-7451	3-302	00-191-2722	3-25	00-196-2626	3-224	00-197-9860	3-343
00-189-7453	3-302	00-191-2772	3-272	00-196-2634	3-224	00-197-9862	3-343
00-189-7454	3-302	00-191-2855	3-71	00-196-2691	3-224	00-197-9864	3-348
00-189-7456	3-302	00-191-3611	3-47	00-196-2727	3-224	00-197-9865	3-348
00-189-7458	3-302	00-191-3680	3-296	00-196-2768	3-224	00-197-9866	3-348
00-189-7459	3-302	00-191-3701	3-195	00-196-2839	3-224	00-197-9867	3-348
00-189-7462	3-302	00-191-3776	3-195	00-196-2840	3-224	00-197-9868	3-348
00-189-7463	3-302	00-191-3902	3-195	00-196-2850	3-224	00-197-9869	3-348
00-189-7464	3-302	00-192-1932	3-145	00-196-2942	3-224	00-197-9871	3-345
00-189-7465	3-302	00-192-1933	3-145	00-196-2961	3-224	00-197-9873	3-345
00-189-7494	3-303	00-192-1938	3-145	00-196-2990	3-224	00-197-9874	3-345
00-189-7496	3-303	00-193-0941	3-70	00-196-3004	3-224	00-198-4304	3-21
00-189-7524	3-302	00-193-1894	3-308	00-196-3387	3-224	00-198-5831	3-157
00-189-7526	3-302	00-194-1710	3-96	00-196-3388	3-224	00-198-5873	3-164
00-189-7529	3-302	00-194-2526	3-145	00-196-3389	3-224	00-198-7872	3-300
00-189-7534	3-302	00-194-4794	3-76	00-196-3394	3-224	00-198-7888	3-300
00-189-7536	3-302	00-194-4795	3-76	00-196-3396	3-224	00-198-7891	3-300
00-189-7541	3-302	00-194-7379	3-23	00-196-3400	3-224	00-198-7909	3-301
00-189-7542	3-302	00-194-7380	3-23	00-196-3415	3-224	00-198-7911	3-301
00-189-7880	3-154	00-194-7381	3-23	00-196-3420	3-224	00-198-7913	3-301
00-190-0918	3-270	00-194-7382	3-23	00-196-3421	3-224	00-198-7918	3-301
00-190-0919	3-270	00-194-7383	3-23	00-196-3427	3-224	00-198-7923	3-301
00-190-0932	3-269	00-194-7924	3-69	00-196-3429	3-224	00-198-7925	3-301
00-190-4950	3-199	00-194-9575	3-344	00-196-3430	3-224	00-198-7926	3-301
00-190-5002	3-199	00-195-4763	3-146	00-196-4518	3-70	00-198-7966	3-301
00-190-5007	3-199	00-195-4764	3-146	00-196-6442	3-69	00-198-7968	3-301
00-190-5012	3-199	00-195-4768	3-145	00-196-8816	3-208	00-198-7991	3-301
00-190-5272	3-85	00-195-4769	3-146	00-197-0214	3-57	00-198-8016	3-301
00-190-5852	3-84	00-195-4770	3-145	00-197-1271	3-141	00-198-8018	3-301
00-190-5857	3-85	00-195-5339	3-45	00-197-1274	3-142	00-198-8019	3-301
00-190-5858	3-84	00-196-2185	3-224	00-197-1280	3-138	00-198-8021	3-296
00-190-5862	3-85	00-196-2206	3-224	00-197-1281	3-138	00-198-8028	3-301
00-190-5866	3-84	00-196-2208	3-224	00-197-1295	3-138	00-198-9083	3-293
00-190-5867	3-84	00-196-2221	3-224	00-197-3351	3-25	00-198-9091	3-294
00-190-9828	3-45	00-196-2225	3-224	00-197-8694	3-25	00-198-9092	3-294
00-191-1075	3-159	00-196-2232	3-224	00-197-9839	3-343	00-198-9119	3-294
00-191-1506	3-84	00-196-2249	3-224	00-197-9840	3-343	00-199-1065	3-300

NIIN Cross Reference Index

<u>NIIN</u>	<u>Page No.</u>	<u>NIIN</u>	<u>Page No.</u>	<u>NIIN</u>	<u>Page No.</u>	<u>NIIN</u>	<u>Page No.</u>
00-199-1068	3-300	00-199-7837	3-294	00-203-2188	3-299	00-204-0464	3-325
00-199-1069	3-300	00-199-9321	3-300	00-203-2190	3-299	00-204-0477	3-293
00-199-1070	3-300	00-199-9322	3-300	00-203-2191	3-299	00-204-0479	3-299
00-199-1071	3-300	00-199-9323	3-300	00-203-2193	3-299	00-204-0483	3-329
00-199-1072	3-300	00-199-9325	3-300	00-203-2194	3-299	00-204-0489	3-300
00-199-1073	3-300	00-199-9326	3-300	00-203-2197	3-299	00-204-0493	3-299
00-199-1074	3-300	00-199-9327	3-300	00-203-2198	3-299	00-204-1003	3-299
00-199-1076	3-300	00-199-9328	3-300	00-203-5504	3-299	00-204-1004	3-299
00-199-1077	3-300	00-199-9329	3-300	00-203-5506	3-299	00-204-1007	3-299
00-199-1078	3-300	00-199-9330	3-300	00-203-5508	3-299	00-204-1008	3-299
00-199-1079	3-300	00-199-9331	3-300	00-203-5581	3-299	00-204-1009	3-299
00-199-1080	3-300	00-199-9498	3-8	00-203-5593	3-300	00-204-1012	3-299
00-199-1082	3-300	00-199-9502	3-6	00-203-5599	3-300	00-204-1013	3-299
00-199-1083	3-300	00-200-0195	3-195	00-203-5606	3-295	00-204-1014	3-299
00-199-1084	3-300	00-200-1562	3-303	00-203-5678	3-313	00-204-1018	3-300
00-199-1085	3-300	00-200-3487	3-182	00-203-5679	3-313	00-204-1021	3-299
00-199-1086	3-300	00-200-3488	3-182	00-203-5680	3-313	00-204-1022	3-299
00-199-1088	3-300	00-200-3489	3-182	00-203-5724	3-298	00-204-1023	3-299
00-199-1090	3-300	00-201-0906	3-105	00-203-5745	3-336	00-204-1024	3-299
00-199-1091	3-300	00-201-0907	3-105	00-203-5763	3-300	00-204-1030	3-299
00-199-1093	3-300	00-201-1870	3-181	00-203-5775	3-300	00-204-1035	3-299
00-199-1094	3-300	00-201-2998	3-304	00-203-5789	3-300	00-204-1037	3-329
00-199-1095	3-300	00-201-3010	3-304	00-203-5790	3-300	00-204-1045	3-325
00-199-1096	3-300	00-201-8965	3-22	00-203-5807	3-300	00-204-1052	3-327
00-199-1097	3-300	00-202-1302	3-277	00-203-5814	3-300	00-204-1054	3-327
00-199-1098	3-300	00-202-1317	3-289	00-203-5899	3-310	00-204-1061	3-327
00-199-1099	3-300	00-202-1463	3-280	00-203-5900	3-312	00-204-1067	3-327
00-199-1100	3-300	00-202-1890	3-281	00-203-5901	3-311	00-204-1072	3-325
00-199-3973	3-8	00-202-1892	3-281	00-203-5902	3-312	00-204-1099	3-299
00-199-3998	3-9	00-202-1893	3-281	00-203-5903	3-311	00-204-2286	3-336
00-199-3999	3-9	00-202-1901	3-281	00-203-5936	3-10	00-204-3787	3-211
00-199-4001	3-9	00-202-3639	3-350	00-203-5938	3-10	00-204-3884	3-211
00-199-4002	3-9	00-202-3966	3-87	00-203-5975	3-300	00-204-3962	3-313
00-199-4003	3-9	00-202-4070	3-291	00-203-5986	3-299	00-204-3963	3-313
00-199-4004	3-9	00-202-4085	3-291	00-203-5987	3-299	00-204-3964	3-313
00-199-4016	3-9	00-202-4482	3-286	00-203-5990	3-299	00-204-3965	3-313
00-199-4019	3-9	00-203-1492	3-109	00-203-5992	3-300	00-204-3966	3-313
00-199-4021	3-7	00-203-1804	3-315	00-204-0009	3-331	00-204-3967	3-313
00-199-4022	3-9	00-203-1830	3-330	00-204-0052	3-299	00-204-3968	3-313
00-199-7821	3-298	00-203-1831	3-329	00-204-0058	3-295	00-204-3969	3-313
00-199-7822	3-294	00-203-1841	3-330	00-204-0060	3-300	00-204-3970	3-313
00-199-7823	3-294	00-203-1844	3-330	00-204-0066	3-299	00-204-3971	3-313
00-199-7824	3-298	00-203-1848	3-330	00-204-0073	3-299	00-204-3972	3-313
00-199-7825	3-294	00-203-1849	3-330	00-204-0074	3-299	00-204-3973	3-313
00-199-7826	3-298	00-203-1850	3-330	00-204-0080	3-300	00-204-3974	3-313
00-199-7827	3-294	00-203-1851	3-330	00-204-0084	3-299	00-204-3975	3-313
00-199-7828	3-298	00-203-1856	3-330	00-204-0085	3-334	00-204-3976	3-313
00-199-7829	3-294	00-203-1861	3-330	00-204-0087	3-338	00-204-3977	3-313
00-199-7830	3-294	00-203-1888	3-338	00-204-0218	3-330	00-204-3978	3-313
00-199-7831	3-294	00-203-1892	3-335	00-204-0220	3-309	00-204-3979	3-313
00-199-7834	3-294	00-203-1893	3-310	00-204-0230	3-311	00-204-3980	3-313
00-199-7835	3-294	00-203-1898	3-309	00-204-0460	3-325	00-204-3984	3-313
00-199-7836	3-294	00-203-2057	3-297	00-204-0462	3-325	00-204-3989	3-313

NIIN Cross Reference Index

NIIN	Page No.	NIIN	Page No.	NIIN	Page No.		Page No.
00-204-3990	3-313	00-204-4588	3-311	00-205-1168	3-172	00-215-6355	3-53
00-204-3991	3-313	00-204-4589	3-311	00-205-1170	3-172	00-215-6362	3-64
00-204-3992	3-313	00-204-4590	3-311		3-172	00-219-7311	3-287
00-204-3993	3-313	00-204-4591	3-311	00-205-1182	3-147	00-220-6973	3-187
00-204-3994	3-313	00-204-4592	3-311	00-205-1421	3-142	00-220-9660	3-47
00-204-3995	3-313	00-204-4593	3-311	00-205-1438	3-156	00-221-0611	3-178
00-204-3996	3-313	00-204-4594	3-311	00-205-1439	3-156	00-221-0613	3-353
00-204-4522	3-311	00-204-4595	3-311	00-205-1606	3-349	00-221-0793	3-154
00-204-4523	3-311	00-204-4597	3-311	00-205-1711	3-173	00-221-1089	3-164
00-204-4524	3-311	00-204-4598	3-311	00-205-1760	3-162	00-221-2595	3-294
00-204-4525	3-311	00-204-4599	3-311	00-205-1762	3-123	00-221-2598	3-294
00-204-4526	3-311	00-204-4601	3-311	00-205-1857	3-159	00-221-2601	3-294
00-204-4527	3-311	00-204-4602	3-311	00-205-1882	3-138	00-221-2602	3-294
00-204-4528	3-311	00-204-4606	3-311	00-205-1911	3-215	00-221-2606	3-294
00-204-4529	3-311	00-204-4607	3-311	00-205-1950	3-138	00-221-2621	3-294
00-204-4530	3-311	00-204-4608	3-311	00-205-2098	3-133	00-221-2623	3-293
00-204-4531	3-311	00-204-4611	3-311	00-205-2401	3-169	00-221-2624	3-293
00-204-4533	3-311	00-204-4612	3-311	00-205-2795	3-350	00-221-2639	3-295
00-204-4534	3-311	00-204-4613	3-311	00-205-2857	3-131	00-221-2649	3-294
00-204-4535	3-311	00-204-4615	3-311	00-205-2870	3-176	00-221-2650	3-296
00-204-4536	3-311	00-204-4616	3-311	00-205-3096	3-137	00-221-2661	3-294
00-204-4538	3-311	00-204-4617	3-311	00-205-3150	3-138	00-221-2672	3-294
00-204-4539	3-311	00-204-4619	3-309	00-205-3151	3-137	00-221-2673	3-294
00-204-4540	3-313	00-204-4620	3-309	00-205-3160	3-147	00-221-2677	3-294
00-204-4541	3-313	00-204-4621	3-309	00-205-3164	3-137	00-221-2678	3-295
00-204-4542	3-313	00-204-4622	3-309	00-205-3166	3-137	00-221-2680	3-295
00-204-4543	3-313	00-204-4624	3-309	00-205-3187	3-143	00-221-2989	3-289
00-204-4545	3-309	00-204-4626	3-311		3-143	00-221-3342	3-299
00-204-4546	3-309	00-204-4628	3-309		3-149	00-221-3461	3-302
00-204-4547	3-309	00-204-4629	3-309	00-205-3218	3-147	00-221-3462	3-302
00-204-4550	3-309	00-204-4630	3-309	00-205-3335	3-141	00-221-3465	3-302
00-204-4553	3-311	00-204-4631	3-309	00-205-3336	3-136	00-221-3469	3-302
00-204-4555	3-311	00-204-4633	3-311	00-205-3340	3-143	00-221-3477	3-302
00-204-4556	3-311	00-204-8734	3-24	00-205-3341	3-143	00-221-3494	3-302
00-204-4558	3-311	00-204-9149	3-188	00-205-3342	3-143	00-221-3503	3-302
00-204-4562	3-309	00-205-0371	3-156		3-149	00-221-3505	3-302
00-204-4564	3-309	00-205-0377	3-219	00-205-3570	3-173	00-221-3507	3-302
00-204-4569	3-309		3-219	00-205-4146	3-138	00-221-3518	3-304
00-204-4570	3-309	00-205-0385	3-219	00-205-6500	3-181	00-221-3519	3-304
00-204-4571	3-309	00-205-0386	3-219		3-182	00-221-4528	3-5
00-204-4572	3-309	00-205-0387	3-219	00-205-6501	3-182	00-221-4556	3-7
00-204-4573	3-309	00-205-0388	3-219	00-205-6505	3-182	00-222-0078	3-163
00-204-4574	3-309	00-205-0389	3-121	00-205-6510	3-182	00-222-0462	3-346
00-204-4575	3-309	00-205-0406	3-174	00-205-6511	3-182	00-222-2423	3-207
00-204-4578	3-309	00-205-0425	3-172	00-208-3229	3-51	00-222-2424	3-207
00-204-4580	3-311	00-205-0481	3-172	00-209-3969	3-328	00-222-2751	3-106
00-204-4581	3-311	00-205-0565	3-170	00-209-8013	3-274	00-222-3176	3-145
00-204-4582	3-311	00-205-0592	3-209	00-211-2847	3-8	00-222-3179	3-145
00-204-4583	3-311	00-205-0617	3-136	00-212-0388	3-48	00-222-3181	3-146
00-204-4584	3-311	00-205-0805	3-154	00-212-8086	3-261	00-222-3182	3-145
00-204-4585	3-311	00-205-0806	3-153	00-213-3279	3-186	00-222-3288	3-145
00-204-4586	3-311	00-205-0842	3-156	00-213-7975	3-57	00-222-3418	3-127
00-204-4587	3-311	00-205-0928	3-148	00-215-5962	3-24	00-222-3443	3-164

NIIN Cross Reference Index

<u>NIIN</u>	<u>Page No.</u>	<u>NIIN</u>	<u>Page No.</u>	<u>NIIN</u>	<u>Page No.</u>	<u>NIIN</u>	<u>Page No.</u>
00-222-3444	3-164	00-223-6499	3-308	00-224-3087	3-307	00-228-4655	3-58
00-222-3455	3-166	00-223-6611	3-165	00-224-3088	3-307	00-228-5663	3-57
00-222-3521	3-163	00-223-6672	3-161	00-224-3089	3-307	00-228-6209	3-295
00-222-3524	3-163	00-223-6675	3-161	00-224-3090	3-307		3-296
00-222-3525	3-163	00-223-6676	3-161	00-224-3091	3-307	00-228-6221	3-303
00-222-3527	3-163	00-223-6690	3-154	00-224-3092	3-307		3-303
00-222-3827	3-294	00-223-6691	3-154	00-224-3093	3-307	00-228-6233	3-303
00-222-3828	3-294	00-223-6693	3-154	00-224-3094	3-307	00-228-6247	3-296
00-222-3829	3-294	00-223-6706	3-152	00-224-3095	3-307	00-228-6253	3-303
00-222-3830	3-294	00-223-6807	3-152	00-224-4199	3-76	00-228-6390	3-298
00-222-3831	3-294	00-223-6809	3-152	00-224-4828	3-76	00-228-6396	3-297
00-222-3865	3-339	00-223-6810	3-152	00-224-6486	3-121	00-228-6413	3-297
00-222-3867	3-339	00-223-6814	3-152	00-224-6657	3-114	00-228-6415	3-297
00-222-4177	3-134		3-153	00-224-6663	3-114	00-228-6417	3-305
00-222-4361	3-307	00-223-6815	3-152	00-224-6665	3-114	00-228-6418	3-305
00-222-4362	3-307		3-153	00-224-6754	3-165	00-228-6420	3-305
00-222-4364	3-307	00-223-7044	3-153	00-224-6795	3-330	00-228-6421	3-305
00-222-4965	3-305	00-223-7046	3-153	00-224-6797	3-330	00-228-6422	3-305
00-222-4970	3-305	00-223-7625	3-241	00-224-7032	3-335	00-228-6423	3-305
00-222-4973	3-305	00-223-7627	3-241	00-224-7238	3-161	00-228-6424	3-305
00-222-4975	3-305	00-223-7628	3-241	00-224-7589	3-161	00-228-6425	3-305
00-222-4979	3-305	00-223-7771	3-141	00-224-7620	3-162	00-228-6426	3-305
00-222-4985	3-305	00-223-7792	3-141	00-224-7676	3-154	00-228-6427	3-305
00-222-4989	3-305	00-223-7800	3-142	00-224-7985	3-168	00-228-6428	3-305
00-222-4993	3-305	00-223-7836	3-147	00-224-7987	3-170	00-228-6429	3-305
00-222-4997	3-305	00-223-7939	3-165	00-224-8006	3-181	00-228-6778	3-330
00-222-5000	3-305	00-223-7966	3-166	00-224-8025	3-181	00-228-6827	3-329
00-222-5004	3-305	00-223-8000	3-159	00-224-8029	3-181	00-228-6832	3-329
00-222-5008	3-297	00-223-8006	3-135	00-224-8081	3-137	00-228-6834	3-329
00-222-5019	3-305	00-223-8720	3-338	00-224-8339	3-172	00-228-6836	3-329
00-222-5020	3-305	00-223-9100	3-68		3-173	00-228-6840	3-329
00-222-5035	3-305	00-223-9105	3-69	00-224-8485	3-196	00-228-6843	3-329
00-222-5064	3-308	00-224-1159	3-327	00-224-8726	3-172	00-228-6844	3-329
00-222-5078	3-308	00-224-1160	3-327	00-224-8729	3-271	00-228-6845	3-329
00-222-8074	3-233	00-224-1161	3-327	00-224-9192	3-131	00-228-6846	3-329
00-222-9643	3-105	00-224-1162	3-327	00-225-4548	3-192	00-228-6848	3-329
00-222-9655	3-107	00-224-1185	3-330	00-226-1199	3-199	00-228-6852	3-329
00-223-1856	3-322	00-224-1192	3-327	00-226-4542	3-57	00-228-6853	3-329
00-223-1869	3-338	00-224-1198	3-325	00-226-8150	3-95	00-228-6854	3-329
00-223-1871	3-338	00-224-1199	3-325	00-227-0135	3-69	00-228-6855	3-329
00-223-1873	3-334	00-224-1215	3-325	00-227-0410	3-106	00-228-6856	3-329
00-223-1892	3-338	00-224-1217	3-325	00-227-0437	3-107	00-228-6858	3-329
00-223-2739	3-105	00-224-1218	3-325	00-227-1220	3-237	00-228-6859	3-329
00-223-4004	3-270	00-224-1219	3-325	00-227-1221	3-237	00-228-6860	3-329
00-223-4116	3-273	00-224-1676	3-301	00-227-1222	3-237	00-228-6861	3-329
00-223-4129	3-273	00-224-1689	3-301	00-227-1492	3-291	00-228-6862	3-329
00-223-4130	3-273	00-224-1696	3-301	00-227-1561	3-280	00-228-6863	3-329
00-223-4134	3-271	00-224-1698	3-301	00-227-1887	3-113	00-228-6864	3-329
00-223-4400	3-302	00-224-1699	3-301	00-227-6139	3-208	00-228-6869	3-330
00-223-4481	3-125	00-224-1701	3-301	00-227-6179	3-8	00-228-6870	3-330
00-223-4482	3-125	00-224-1706	3-301	00-227-7043	3-21	00-228-6871	3-330
00-223-5574	3-123	00-224-2974	3-297	00-227-9278	3-33	00-228-6872	3-330
00-223-6498	3-308	00-224-3086	3-307	00-228-3137	3-335	00-228-6873	3-330

NIIN Cross Reference Index

<u>NIIN</u>	<u>Page No.</u>	<u>NIIN</u>	<u>Page No.</u>	<u>NIIN</u>	<u>Page No.</u>	<u>NIIN</u>	<u>Page No.</u>
00-228-6874	3-330	00-228-9280	3-328	00-229-4791	3-301	00-230-3506	3-330
00-228-6875	3-330	00-228-9281	3-328	00-229-4816	3-296	00-230-3514	3-330
00-228-6876	3-330	00-228-9282	3-330	00-229-4818	3-301	00-230-3515	3-330
00-228-6877	3-330	00-228-9312	3-321	00-229-4824	3-301	00-230-3522	3-330
00-228-6878	3-330	00-228-9313	3-325	00-229-4827	3-301	00-230-3537	3-330
00-228-6879	3-330	00-228-9315	3-326	00-229-4829	3-301	00-230-3538	3-330
00-228-6880	3-330	00-228-9316	3-326	00-229-4830	3-301	00-230-3539	3-330
00-228-6885	3-330	00-228-9318	3-326	00-229-4835	3-301	00-230-3540	3-330
00-228-6886	3-330	00-228-9319	3-326	00-229-4838	3-301	00-230-6297	3-327
00-228-6887	3-330	00-228-9320	3-326	00-229-4845	3-296	00-230-6348	3-327
00-228-6888	3-330	00-228-9322	3-326	00-229-4847	3-296	00-230-6349	3-327
00-228-7130	3-70	00-228-9323	3-326	00-229-4848	3-296	00-230-6351	3-327
00-228-7882	3-8	00-228-9324	3-326	00-229-4849	3-296	00-230-6352	3-329
00-228-9150	3-295	00-228-9326	3-326	00-229-4857	3-301	00-230-6353	3-329
00-228-9227	3-322	00-228-9340	3-335	00-229-5236	3-8	00-230-6355	3-329
00-228-9228	3-322	00-228-9361	3-90	00-229-8391	3-130	00-230-6615	3-309
00-228-9229	3-322	00-229-0170	3-301	00-229-9378	3-313	00-230-6616	3-309
00-228-9231	3-322	00-229-0192	3-308	00-229-9379	3-313	00-230-6626	3-309
00-228-9232	3-322	00-229-0193	3-308	00-229-9381	3-313	00-230-6628	3-309
00-228-9233	3-322	00-229-0197	3-308	00-229-9382	3-313	00-230-6644	3-309
00-228-9234	3-328	00-229-0618	3-336	00-229-9383	3-313	00-230-6650	3-309
00-228-9235	3-328	00-229-0624	3-335	00-229-9384	3-313	00-230-6660	3-310
00-228-9237	3-328	00-229-0882	3-298	00-229-9386	3-313	00-230-6661	3-310
00-228-9238	3-328	00-229-0884	3-296	00-229-9388	3-313	00-230-6672	3-310
00-228-9239	3-328	00-229-0896	3-336	00-229-9389	3-313	00-230-6673	3-310
00-228-9240	3-328	00-229-0902	3-335	00-229-9390	3-313	00-230-6675	3-310
00-228-9241	3-328	00-229-0907	3-336	00-229-9392	3-313	00-230-6676	3-310
00-228-9242	3-328	00-229-0917	3-336	00-229-9393	3-313	00-230-6678	3-310
00-228-9243	3-328	00-229-0933	3-335	00-229-9475	3-142	00-230-6679	3-310
00-228-9244	3-328	00-229-0941	3-336	00-229-9476	3-142	00-230-6685	3-309
00-228-9246	3-328	00-229-0944	3-336	00-229-9477	3-142	00-230-6693	3-310
00-228-9248	3-328	00-229-0948	3-337	00-229-9479	3-142	00-230-6694	3-310
00-228-9250	3-328	00-229-1310	3-6	00-229-9847	3-321	00-230-6695	3-310
00-228-9252	3-328	00-229-1312	3-8	00-230-0550	3-25	00-230-6697	3-310
00-228-9254	3-328	00-229-1317	3-8	00-230-0584	3-25	00-230-6698	3-310
00-228-9256	3-328	00-229-4161	3-287	00-230-1587	3-296	00-230-6699	3-310
00-228-9258	3-328	00-229-4164	3-287	00-230-1647	3-302	00-230-6702	3-310
00-228-9260	3-328	00-229-4175	3-287	00-230-1676	3-302	00-230-6703	3-310
00-228-9261	3-328	00-229-4185	3-287	00-230-1683	3-301	00-230-6705	3-310
00-228-9263	3-328	00-229-4187	3-287	00-230-1692	3-301	00-230-6706	3-310
00-228-9264	3-328	00-229-4214	3-287	00-230-2345	3-336	00-230-6708	3-310
00-228-9265	3-328	00-229-4216	3-287	00-230-2393	3-125	00-230-6709	3-310
00-228-9267	3-328	00-229-4217	3-287	00-230-3269	3-299	00-230-6710	3-310
00-228-9268	3-328	00-229-4218	3-287	00-230-3270	3-299	00-230-6712	3-310
00-228-9269	3-328	00-229-4219	3-287	00-230-3271	3-299	00-230-6713	3-310
00-228-9270	3-328	00-229-4719	3-301	00-230-3272	3-299	00-230-6715	3-310
00-228-9272	3-328	00-229-4720	3-301	00-230-3273	3-299	00-230-6717	3-310
00-228-9273	3-328	00-229-4749	3-304	00-230-3498	3-329	00-230-6718	3-310
00-228-9274	3-328	00-229-4760	3-303	00-230-3499	3-330	00-230-6719	3-310
00-228-9275	3-328	00-229-4777	3-301	00-230-3503	3-330	00-230-6720	3-310
00-228-9277	3-328	00-229-4779	3-301	00-230-3504	3-330	00-230-6721	3-310
00-228-9278	3-328	00-229-4781	3-301		3-330	00-230-7533	3-335
00-228-9279	3-328	00-229-4785	3-301	00-230-3505	3-330	00-230-7545	3-337

NIIN Cross Reference Index

<u>NIIN</u>	<u>Page No.</u>	<u>NIIN</u>	<u>Page No.</u>	<u>NIIN</u>	<u>Page No.</u>	<u>NIIN</u>	<u>Page No.</u>
00-230-7546	3-337	00-231-8148	3-335	00-231-8382	3-340	00-232-0419	3-335
00-230-7547	3-337	00-231-8149	3-335	00-231-8386	3-338	00-232-0437	3-335
00-230-7552	3-336	00-231-8199	3-338	00-231-8388	3-339	00-232-0438	3-335
00-230-7555	3-336	00-231-8202	3-338	00-231-8391	3-339	00-232-0439	3-333
00-230-7563	3-336	00-231-8206	3-338	00-231-8392	3-339	00-232-0453	3-335
00-230-7570	3-335	00-231-8208	3-338	00-231-8395	3-339	00-232-0455	3-335
00-230-7578	3-335	00-231-8230	3-334	00-231-8396	3-339	00-232-0459	3-335
00-230-7592	3-335	00-231-8232	3-334	00-231-8398	3-339	00-232-0469	3-336
00-230-7618	3-325	00-231-8235	3-334	00-231-8404	3-322	00-232-0471	3-336
00-230-7628	3-335	00-231-8236	3-334	00-231-8420	3-335	00-232-0472	3-336
00-230-7639	3-335	00-231-8248	3-338	00-231-8422	3-335	00-232-0476	3-336
00-230-7646	3-335	00-231-8249	3-338	00-231-8424	3-335	00-232-0479	3-336
00-230-7662	3-340	00-231-8250	3-338	00-231-8425	3-335	00-232-0489	3-335
00-230-7665	3-340	00-231-8251	3-338	00-231-8600	3-310	00-232-0494	3-335
00-230-7667	3-340	00-231-8252	3-338	00-231-8601	3-310	00-232-0501	3-335
00-230-8813	3-39	00-231-8253	3-338	00-231-8602	3-310	00-232-0503	3-335
	3-41	00-231-8256	3-338	00-231-8604	3-310	00-232-0505	3-335
00-231-0831	3-24	00-231-8257	3-338	00-231-8605	3-310	00-232-0508	3-335
00-231-2021	3-295	00-231-8260	3-338	00-231-8606	3-310	00-232-0516	3-335
	3-295	00-231-8269	3-334	00-231-8609	3-310	00-232-0519	3-335
00-231-2025	3-299	00-231-8270	3-339	00-231-8614	3-313	00-232-0522	3-335
00-231-2026	3-299	00-231-8289	3-334	00-231-8617	3-310	00-232-0525	3-335
00-231-2027	3-299	00-231-8290	3-334	00-231-8618	3-310	00-232-0529	3-335
00-231-2028	3-299	00-231-8291	3-334	00-231-8619	3-310	00-232-0532	3-335
00-231-2036	3-299	00-231-8299	3-338	00-231-8623	3-310	00-232-0533	3-335
00-231-2037	3-299	00-231-8300	3-338	00-231-8624	3-310	00-232-0543	3-335
00-231-2076	3-300	00-231-8301	3-338	00-231-8626	3-310	00-232-0546	3-335
00-231-2082	3-300	00-231-8302	3-338	00-231-8632	3-310	00-232-0550	3-335
00-231-2084	3-300	00-231-8303	3-338	00-231-8636	3-310	00-232-0565	3-335
00-231-2087	3-300	00-231-8304	3-338	00-231-8873	3-339	00-232-0569	3-335
00-231-2091	3-300	00-231-8305	3-338	00-231-8874	3-339	00-232-0570	3-335
00-231-2093	3-301	00-231-8306	3-338	00-231-9045	3-273	00-232-0583	3-335
00-231-2100	3-301	00-231-8307	3-338	00-231-9071	3-269	00-232-0586	3-335
00-231-2102	3-300	00-231-8309	3-338	00-231-9911	3-344	00-232-1754	3-325
00-231-2345	3-186	00-231-8313	3-338	00-232-0318	3-336	00-232-1757	3-325
00-231-2356	3-273	00-231-8315	3-334	00-232-0320	3-336	00-232-1758	3-325
00-231-2361	3-273	00-231-8317	3-334	00-232-0321	3-336	00-232-1759	3-325
00-231-2373	3-119	00-231-8318	3-334	00-232-0327	3-338	00-232-1760	3-325
00-231-6531	3-154	00-231-8320	3-334	00-232-0345	3-339	00-232-1773	3-325
00-231-6646	3-272	00-231-8322	3-334	00-232-0355	3-338	00-232-1779	3-325
00-231-6661	3-272	00-231-8324	3-336	00-232-0370	3-336	00-232-1854	3-335
00-231-6662	3-272	00-231-8326	3-336	00-232-0378	3-335	00-232-1856	3-335
00-231-6676	3-272	00-231-8327	3-333	00-232-0379	3-335	00-232-1859	3-335
00-231-6689	3-273	00-231-8328	3-336	00-232-0383	3-335	00-232-1860	3-335
	3-273	00-231-8330	3-336	00-232-0387	3-336	00-232-1861	3-335
00-231-7667	3-325	00-231-8332	3-336	00-232-0388	3-336	00-232-1862	3-335
00-231-7668	3-325	00-231-8333	3-336	00-232-0389	3-325	00-232-1879	3-336
00-231-7669	3-325	00-231-8335	3-336	00-232-0390	3-325	00-232-1880	3-336
00-231-7676	3-325	00-231-8340	3-336	00-232-0391	3-325	00-232-1881	3-337
00-231-7677	3-325	00-231-8360	3-325	00-232-0395	3-325	00-232-1882	3-337
00-231-7681	3-325	00-231-8361	3-325	00-232-0398	3-335	00-232-1883	3-337
00-231-7684	3-326	00-231-8370	3-335	00-232-0405	3-335	00-232-1884	3-337
00-231-7686	3-325	00-231-8381	3-340	00-232-0418	3-335	00-232-1886	3-337

NIIN Cross Reference Index

<u>NIIN</u>	<u>Page No.</u>	<u>NIIN</u>	<u>Page No.</u>	<u>NIIN</u>	<u>Page No.</u>	<u>NIIN</u>	<u>Page No.</u>
00-232-1888	3-337	00-232-5642	3-328	00-232-7431	3-339	00-232-8683	3-329
00-232-1889	3-337	00-232-5645	3-328	00-232-7432	3-339	00-232-8688	3-329
00-232-2188	3-299	00-232-5647	3-328	00-232-7434	3-339	00-232-8689	3-329
00-232-2192	3-299	00-232-5908	3-312	00-232-7436	3-339	00-232-8711	3-325
00-232-2224	3-295	00-232-5910	3-312	00-232-7439	3-339	00-232-8806	3-336
00-232-2229	3-295	00-232-5913	3-312	00-232-7484	3-340	00-232-8812	3-336
00-232-2258	3-295	00-232-5914	3-312	00-232-7485	3-338	00-232-8825	3-335
00-232-2301	3-339	00-232-5916	3-312	00-232-7486	3-338	00-232-8826	3-335
00-232-2306	3-339		3-312	00-232-7487	3-338	00-232-8846	3-335
00-232-2308	3-339	00-232-5917	3-312	00-232-7488	3-338	00-233-0611	3-327
00-232-2310	3-339	00-232-6111	3-293	00-232-7489	3-338	00-233-0612	3-327
00-232-2311	3-335		3-295	00-232-7490	3-338	00-233-0616	3-327
00-232-2312	3-335	00-232-6810	3-328	00-232-7491	3-338	00-233-1261	3-327
00-232-2313	3-335	00-232-6828	3-162	00-232-7492	3-338	00-233-1262	3-327
00-232-2315	3-335	00-232-6856	3-333	00-232-7493	3-338	00-233-1271	3-327
00-232-2316	3-335	00-232-6857	3-336	00-232-7511	3-335	00-233-1272	3-327
00-232-2317	3-335	00-232-6858	3-336	00-232-7512	3-335	00-233-1280	3-327
00-232-2435	3-279	00-232-6859	3-336	00-232-7525	3-335	00-233-1285	3-322
00-232-2438	3-279	00-232-6862	3-336	00-232-7531	3-337	00-233-1286	3-328
00-232-2453	3-279	00-232-6864	3-336	00-232-7533	3-337	00-233-1287	3-328
00-232-2456	3-279	00-232-6865	3-336	00-232-7534	3-337	00-233-1288	3-328
00-232-2460	3-279	00-232-6866	3-336	00-232-7535	3-337	00-233-1289	3-328
00-232-2466	3-279	00-232-6867	3-336	00-232-7536	3-337	00-233-1290	3-328
00-232-2477	3-279	00-232-6868	3-336	00-232-7537	3-337	00-233-1293	3-328
00-232-3675	3-5	00-232-6869	3-336	00-232-7539	3-337	00-233-1294	3-328
00-232-5192	3-23	00-232-6870	3-336	00-232-7540	3-337	00-233-1295	3-328
00-232-5585	3-327	00-232-6872	3-336	00-232-7541	3-337	00-233-1296	3-328
00-232-5597	3-325	00-232-6873	3-336	00-232-7542	3-337	00-233-1322	3-326
00-232-5608	3-327	00-232-6874	3-336	00-232-7544	3-337	00-233-1325	3-327
00-232-5610	3-327	00-232-6878	3-336	00-232-7546	3-337	00-233-1331	3-326
00-232-5611	3-327	00-232-6879	3-336	00-232-7554	3-336	00-233-1333	3-327
00-232-5612	3-322	00-232-6880	3-336	00-232-7555	3-337	00-233-1335	3-327
00-232-5613	3-322	00-232-6881	3-336	00-232-7562	3-336	00-233-1336	3-327
00-232-5614	3-328	00-232-6884	3-338	00-232-7563	3-336	00-233-1338	3-327
00-232-5615	3-328	00-232-6885	3-333	00-232-7564	3-336	00-233-1340	3-327
00-232-5616	3-328	00-232-6889	3-339	00-232-7567	3-336	00-233-1344	3-327
00-232-5617	3-328	00-232-6902	3-338	00-232-7568	3-336	00-233-1345	3-327
00-232-5619	3-328	00-232-6904	3-338	00-232-7569	3-336	00-233-1347	3-327
00-232-5620	3-328	00-232-6910	3-339	00-232-7576	3-339	00-233-1715	3-107
00-232-5621	3-328	00-232-6913	3-339	00-232-7590	3-336	00-233-3680	3-73
00-232-5622	3-328	00-232-6926	3-338	00-232-7591	3-336	00-233-3737	3-170
00-232-5623	3-328	00-232-6928	3-338	00-232-7593	3-336	00-233-3739	3-312
00-232-5624	3-328	00-232-6929	3-338	00-232-7594	3-336	00-233-4108	3-218
00-232-5627	3-328	00-232-6944	3-339	00-232-7595	3-336	00-233-5595	3-220
00-232-5629	3-328	00-232-6947	3-333	00-232-7597	3-336	00-233-5596	3-220
00-232-5631	3-328	00-232-6948	3-333	00-232-7607	3-335	00-233-6025	3-125
00-232-5632	3-328	00-232-6950	3-333	00-232-7609	3-335	00-233-6261	3-308
00-232-5633	3-328	00-232-6951	3-333	00-232-7615	3-335	00-233-6263	3-308
00-232-5635	3-328	00-232-7419	3-333	00-232-7785	3-313	00-233-6268	3-308
00-232-5637	3-328	00-232-7420	3-333	00-232-7786	3-310	00-233-6269	3-308
00-232-5639	3-328	00-232-7421	3-333	00-232-7798	3-313	00-233-7685	3-155
00-232-5640	3-328	00-232-7422	3-333	00-232-7799	3-312	00-233-7686	3-155
00-232-5641	3-328	00-232-7429	3-339	00-232-7804	3-312	00-234-0588	3-348

NIIN Cross Reference Index

<u>NIIN</u>	<u>Page No.</u>	<u>NIIN</u>	<u>Page No.</u>	<u>NIIN</u>	<u>Page No.</u>	<u>NIIN</u>	<u>Page No.</u>
00-234-0611	3-348	00-235-7590	3-312	00-236-3173	3-325	00-236-8430	3-326
00-234-0623	3-347	00-235-7601	3-312	00-236-3177	3-325	00-236-8436	3-326
00-234-0628	3-347	00-235-7603	3-312	00-236-3180	3-325	00-236-8438	3-326
00-234-2152	3-336	00-235-7607	3-310	00-236-3953	3-343	00-236-8439	3-326
00-234-2157	3-339	00-235-7608	3-310	00-236-4176	3-299	00-236-8440	3-326
00-234-2164	3-339	00-235-7609	3-310	00-236-4487	3-309	00-236-8441	3-326
00-234-2166	3-339	00-235-7610	3-310	00-236-4488	3-309	00-236-8442	3-326
00-234-2167	3-339	00-235-7613	3-310	00-236-4489	3-309	00-236-8443	3-326
00-234-2168	3-339	00-235-8358	3-5	00-236-5491	3-310	00-236-8445	3-326
00-234-2171	3-339	00-235-8373	3-8	00-236-5495	3-310	00-236-8446	3-326
00-234-2174	3-339		3-9	00-236-5496	3-310	00-236-8447	3-326
00-234-2177	3-339	00-235-8970	3-22	00-236-6999	3-335	00-236-8448	3-326
00-234-2867	3-56	00-235-9064	3-274	00-236-7000	3-335	00-236-8451	3-326
00-234-4266	3-299	00-235-9819	3-325	00-236-7002	3-335	00-236-9305	3-166
00-234-4273	3-299	00-236-0302	3-326	00-236-7009	3-335	00-237-0720	3-326
00-234-4280	3-299	00-236-0304	3-326	00-236-7025	3-337	00-237-0721	3-326
00-234-4281	3-299	00-236-0305	3-326	00-236-7026	3-334	00-237-0723	3-326
00-234-4476	3-327	00-236-0308	3-326	00-236-7027	3-327	00-237-0734	3-327
	3-329	00-236-0309	3-326	00-236-7030	3-337	00-237-0768	3-330
00-234-4477	3-329	00-236-0310	3-326	00-236-7036	3-337	00-237-1834	3-310
00-234-4479	3-329	00-236-0311	3-326	00-236-7037	3-337	00-237-1844	3-310
00-234-4480	3-329	00-236-0312	3-326	00-236-7040	3-337	00-237-1845	3-310
00-234-4481	3-329	00-236-0313	3-326	00-236-7042	3-337	00-237-1850	3-309
00-234-4482	3-329	00-236-0324	3-321	00-236-7044	3-337	00-237-1851	3-309
00-234-4484	3-329	00-236-0325	3-326	00-236-7067	3-337	00-237-1852	3-309
00-234-4485	3-329	00-236-0333	3-326	00-236-7069	3-337	00-237-1853	3-309
00-234-4486	3-329	00-236-0348	3-329	00-236-7070	3-337	00-237-1855	3-309
00-234-4488	3-329	00-236-0352	3-329	00-236-7072	3-337	00-237-1860	3-309
00-234-4489	3-329	00-236-0353	3-329	00-236-7073	3-337	00-237-1861	3-309
00-234-4494	3-329	00-236-0355	3-329	00-236-7075	3-337	00-237-1862	3-309
00-234-4496	3-329	00-236-0357	3-328	00-236-7077	3-337	00-237-1865	3-309
00-234-4503	3-329	00-236-0358	3-328	00-236-7081	3-337	00-237-1866	3-312
00-234-5198	3-269	00-236-0359	3-328	00-236-7082	3-337	00-237-1884	3-309
00-234-7677	3-234	00-236-0360	3-328	00-236-7083	3-337	00-237-1885	3-310
00-234-7678	3-234	00-236-0361	3-328	00-236-7084	3-337	00-237-1886	3-310
00-234-7679	3-234	00-236-0362	3-328	00-236-7085	3-337	00-237-1887	3-310
00-234-7947	3-310	00-236-0363	3-328	00-236-7091	3-337	00-237-1889	3-310
00-234-7949	3-310	00-236-0364	3-328	00-236-7671	3-325	00-237-1890	3-310
00-234-7953	3-310	00-236-0366	3-328	00-236-7673	3-326	00-237-1892	3-310
00-234-8717	3-337	00-236-0367	3-328	00-236-7675	3-326	00-237-1906	3-311
00-234-9317	3-170	00-236-0368	3-328	00-236-7676	3-325	00-237-1910	3-310
00-235-2741	3-343	00-236-0369	3-328	00-236-7692	3-326	00-237-1911	3-310
00-235-5013	3-142	00-236-0370	3-328	00-236-7696	3-326	00-237-1917	3-310
00-235-5015	3-143	00-236-0372	3-328	00-236-7698	3-326	00-237-1918	3-310
00-235-5017	3-143	00-236-0373	3-328	00-236-7699	3-326	00-237-1919	3-310
00-235-5021	3-143	00-236-0375	3-328	00-236-7704	3-326	00-237-1922	3-310
00-235-5023	3-143	00-236-0376	3-328	00-236-7705	3-326	00-237-1936	3-312
00-235-5029	3-143	00-236-1333	3-325	00-236-7713	3-321	00-237-4514	3-217
00-235-5031	3-143	00-236-1334	3-325	00-236-7723	3-327	00-237-4926	3-154
00-235-5042	3-142	00-236-1341	3-325	00-236-7725	3-327	00-237-4958	3-213
00-235-5555	3-270	00-236-1378	3-325	00-236-7730	3-327	00-237-5143	3-325
00-235-5581	3-272	00-236-1379	3-326	00-236-8150	3-11	00-237-5147	3-325
00-235-6068	3-153	00-236-3156	3-325	00-236-8429	3-325	00-237-5149	3-325

NIIN Cross Reference Index

<u>NIIN</u>	<u>Page No.</u>	<u>NIIN</u>	<u>Page No.</u>	<u>NIIN</u>	<u>Page No.</u>	<u>NIIN</u>	<u>Page No.</u>
00-237-5152	3-325	00-238-2129	3-329	00-239-4468	3-331	00-240-6501	3-312
00-237-5154	3-325	00-238-2131	3-329	00-239-4470	3-331	00-240-6502	3-312
00-237-5157	3-325	00-238-2133	3-330	00-239-4471	3-331	00-240-6503	3-312
00-237-5162	3-325	00-238-2134	3-330	00-239-4472	3-331	00-240-6504	3-312
00-237-5163	3-325	00-238-2135	3-329	00-239-4473	3-331	00-240-6806	3-288
00-237-5164	3-325	00-238-2137	3-329	00-239-4474	3-331	00-240-6958	3-126
00-237-5166	3-325	00-238-2138	3-329	00-239-4475	3-331	00-240-7068	3-148
00-237-5168	3-325	00-238-2139	3-329	00-239-4476	3-331	00-240-7069	3-148
00-237-5173	3-327	00-238-2141	3-329	00-239-4478	3-331	00-240-7079	3-142
00-237-5174	3-327	00-238-2142	3-329	00-239-5288	3-205	00-240-7080	3-142
00-237-5333	3-308	00-238-2143	3-330	00-239-5294	3-205	00-240-7171	3-170
00-237-5335	3-308	00-238-2145	3-329	00-239-5697	3-92	00-240-7174	3-170
00-237-5337	3-308	00-238-2146	3-329	00-239-6278	3-25	00-240-7436	3-143
00-237-5338	3-308	00-238-2147	3-330	00-239-6338	3-283	00-240-7952	3-8
00-237-5339	3-308	00-238-2149	3-330	00-239-6679	3-97	00-240-7957	3-5
00-237-5340	3-308	00-238-2150	3-329	00-239-8479	3-165	00-240-8915	3-312
00-237-5341	3-308	00-238-2153	3-330	00-239-9029	3-24	00-240-8916	3-312
00-237-5342	3-308	00-238-2155	3-330	00-239-9033	3-24	00-240-8917	3-312
00-237-5343	3-308	00-238-2161	3-329	00-239-9747	3-165	00-240-8921	3-310
00-237-5344	3-308	00-238-3087	3-8	00-240-1525	3-154	00-240-8923	3-310
00-237-5350	3-307	00-238-3498	3-84	00-240-1526	3-154	00-241-1203	3-106
00-237-5407	3-310	00-238-3805	3-138	00-240-1713	3-333	00-241-2237	3-217
00-237-5408	3-310	00-238-4316	3-163	00-240-1876	3-83	00-241-2238	3-217
00-237-5409	3-310	00-238-5163	3-131	00-240-1878	3-83	00-241-2240	3-217
00-237-5410	3-310	00-238-5164	3-131	00-240-2094	3-83	00-241-2242	3-217
00-237-5411	3-310	00-238-6917	3-206	00-240-2235	3-273	00-241-2243	3-217
00-237-5412	3-310	00-238-7184	3-329	00-240-2260	3-273	00-241-2245	3-217
00-237-5413	3-310	00-238-7185	3-329	00-240-2408	3-159	00-241-2246	3-217
00-237-5414	3-310	00-238-7186	3-329	00-240-2411	3-159	00-241-2288	3-71
00-237-5415	3-310	00-238-7187	3-329	00-240-2417	3-160	00-241-2650	3-349
00-237-5416	3-310	00-238-8119	3-107	00-240-2555	3-173		3-349
00-237-5417	3-310	00-238-8316	3-138	00-240-2559	3-173	00-241-2712	3-345
00-237-7032	3-299	00-238-8619	3-310	00-240-3048	3-336	00-241-2981	3-161
00-237-8464	3-339	00-238-8852	3-121	00-240-4114	3-13	00-241-6756	3-348
00-237-8755	3-54	00-239-1648	3-206	00-240-4768	3-165	00-241-6763	3-344
00-237-9537	3-344	00-239-3688	3-285	00-240-4839	3-159	00-241-8169	3-143
00-237-9550	3-346	00-239-4005	3-98	00-240-4841	3-161	00-241-8171	3-143
00-238-2107	3-329	00-239-4447	3-301	00-240-5096	3-338	00-241-8173	3-135
00-238-2108	3-329	00-239-4448	3-301	00-240-5101	3-338	00-241-9740	3-279
00-238-2110	3-329	00-239-4454	3-331	00-240-5121	3-334	00-241-9746	3-279
00-238-2111	3-329	00-239-4455	3-331	00-240-5122	3-334	00-241-9750	3-279
00-238-2112	3-329	00-239-4456	3-331	00-240-5498	3-159	00-241-9751	3-280
00-238-2114	3-329	00-239-4457	3-331	00-240-5503	3-159	00-241-9754	3-280
00-238-2115	3-329	00-239-4458	3-331	00-240-5727	3-162	00-241-9759	3-280
00-238-2116	3-329	00-239-4459	3-331	00-240-5821	3-81	00-241-9762	3-279
00-238-2117	3-330	00-239-4460	3-331	00-240-5831	3-81	00-241-9763	3-280
00-238-2119	3-329	00-239-4461	3-331	00-240-6350	3-169	00-241-9764	3-280
00-238-2121	3-329	00-239-4462	3-331	00-240-6358	3-170	00-241-9765	3-280
00-238-2122	3-329	00-239-4463	3-331	00-240-6359	3-170	00-241-9767	3-280
00-238-2124	3-329	00-239-4464	3-331	00-240-6361	3-181	00-242-0505	3-187
00-238-2125	3-330	00-239-4465	3-331	00-240-6362	3-181	00-242-1218	3-163
00-238-2126	3-330	00-239-4466	3-331	00-240-6466	3-312	00-242-1227	3-298
00-238-2127	3-329	00-239-4467	3-331	00-240-6500	3-312	00-242-1228	3-298

NIIN Cross Reference Index

<u>NIIN</u>	<u>Page No.</u>	<u>NIIN</u>	<u>Page No.</u>	<u>NIIN</u>	<u>Page No.</u>	<u>NIIN</u>	<u>Page No.</u>
00-242-2089	3-180	00-243-6164	3-135	00-244-7766	3-327	00-246-1097	3-126
00-242-2183	3-98	00-243-6432	3-83	00-244-9005	3-327	00-246-2363	3-92
00-242-2184	3-98	00-243-7626	3-297	00-244-9008	3-325	00-246-2365	3-92
00-242-2224	3-98	00-243-8331	3-72	00-244-9013	3-326	00-246-2383	3-22
00-242-2681	3-325	00-243-9366	3-163	00-244-9017	3-326	00-246-2663	3-160
00-242-2688	3-334	00-243-9436	3-163	00-244-9018	3-326	00-246-2664	3-160
00-242-2691	3-333	00-243-9437	3-163	00-244-9019	3-326	00-246-3837	3-257
00-242-4770	3-105	00-243-9963	3-98	00-244-9021	3-326	00-246-5052	3-69
00-242-4804	3-265	00-243-9964	3-98	00-244-9022	3-326	00-246-5060	3-71
00-242-5661	3-333	00-244-0153	3-181	00-244-9023	3-327	00-246-5870	3-41
00-242-5665	3-333	00-244-0154	3-181	00-244-9025	3-327	00-246-6112	3-180
00-242-5828	3-154	00-244-0156	3-181	00-244-9026	3-327	00-246-8502	3-181
00-242-6218	3-71	00-244-0609	3-211	00-244-9027	3-327	00-246-8503	3-181
00-242-7266	3-182	00-244-0611	3-211	00-244-9028	3-331	00-246-8504	3-181
00-242-7425	3-331	00-244-06543	3-348	00-244-9029	3-331	00-246-8505	3-181
00-242-7429	3-331	00-244-0968	3-312	00-244-9030	3-331	00-247-0310	3-163
00-242-7527	3-294	00-244-0969	3-312	00-244-9031	3-331	00-247-0311	3-163
00-242-7860	3-264	00-244-0972	3-312	00-244-9032	3-331	00-247-0318	3-163
00-242-8595	3-335	00-244-1031	3-186	00-244-9033	3-331	00-247-0543	3-287
00-242-8597	3-336	00-244-1206	3-125	00-244-9034	3-331	00-247-0551	3-287
00-242-8598	3-336	00-244-1297	3-186	00-244-9035	3-331	00-247-1280	3-123
00-242-8599	3-336	00-244-1298	3-186	00-244-9036	3-331	00-247-2176	3-344
00-242-8604	3-336	00-244-1299	3-186	00-244-9038	3-331	00-247-2524	3-187
00-242-8605	3-336	00-244-1300	3-186	00-244-9039	3-331	00-247-2525	3-187
00-242-8606	3-336	00-244-1830	3-92	00-244-9040	3-331	00-247-5498	3-339
00-242-8607	3-336	00-244-2741	3-109	00-244-9041	3-331	00-247-5500	3-339
00-242-8608	3-334	00-244-3251	3-298	00-244-9145	3-153	00-247-5511	3-326
00-242-8611	3-334	00-244-3267	3-298	00-244-9270	3-279	00-247-5512	3-326
00-242-8613	3-334	00-244-3269	3-298	00-244-9272	3-279	00-247-5513	3-326
00-242-8792	3-335	00-244-3270	3-297	00-245-2040	3-217	00-247-5514	3-326
00-243-0924	3-344	00-244-3996	3-63	00-245-2052	3-240	00-247-5515	3-326
00-243-1780	3-162	00-244-4035	3-165	00-245-2054	3-240	00-247-5516	3-326
00-243-1848	3-312	00-244-4893	3-117	00-245-2065	3-240	00-247-5517	3-326
00-243-1872	3-312	00-244-6931	3-327	00-245-2073	3-240	00-247-5518	3-326
00-243-1875	3-339	00-244-6981	3-201	00-245-4509	3-182	00-248-1153	3-137
00-243-1987	3-271	00-244-7431	3-170	00-245-4510	3-182	00-248-1645	3-294
00-243-3285	3-185	00-244-7456	3-163	00-245-4515	3-181	00-248-5478	3-55
00-243-3407	3-169	00-244-7489	3-339	00-245-4516	3-181	00-248-5760	3-286
00-243-3434	3-156	00-244-7490	3-339	00-245-4517	3-181	00-248-9285	3-159
00-243-3435	3-156	00-244-7516	3-327	00-245-4518	3-181	00-248-9624	3-197
00-243-3437	3-156	00-244-7531	3-296	00-245-4519	3-181	00-248-9842	3-294
00-243-3501	3-335	00-244-7534	3-293	00-245-4520	3-181	00-248-9845	3-294
00-243-3512	3-337	00-244-7536	3-293	00-245-4522	3-182	00-248-9846	3-294
	3-337	00-244-7537	3-293	00-245-6621	3-308	00-248-9847	3-294
00-243-3614	3-125	00-244-7541	3-294	00-245-7110	3-285	00-248-9850	3-296
00-243-3754	3-11	00-244-7543	3-294	00-245-7114	3-285	00-248-9855	3-294
00-243-3787	3-6	00-244-7544	3-294	00-245-7119	3-285	00-248-9857	3-294
00-243-3788	3-6	00-244-7555	3-293	00-245-7826	3-351	00-249-5165	3-148
00-243-4638	3-310	00-244-7557	3-293	00-245-8171	3-312	00-249-5803	3-337
00-243-4639	3-310	00-244-7560	3-293	00-245-9439	3-206	00-249-5808	3-337
00-243-5015	3-83	00-244-7644	3-327	00-246-0347	3-81	00-249-5809	3-337
00-243-5390	3-143	00-244-7762	3-327	00-246-0931	3-188	00-249-5811	3-337
00-243-5391	3-143	00-244-7765	3-327	00-246-0932	3-188	00-249-5969	3-163

NIIN Cross Reference Index

<u>NIIN</u>	<u>Page No.</u>	<u>NIIN</u>	<u>Page No.</u>	<u>NIIN</u>	<u>Page No.</u>	<u>NIIN</u>	<u>Page No.</u>
00-249-7436	3-327	00-250-8654	3-323	00-255-1534	3-138	00-260-1152	3-220
00-249-7437	3-327	00-250-8655	3-331	00-255-2094	3-71	00-260-1153	3-220
00-249-7439	3-322	00-250-8656	3-331	00-255-5135	3-171	00-260-1279	3-173
00-249-7440	3-322	00-250-8658	3-331	00-255-5722	3-45	00-260-1298	3-182
00-249-7441	3-322	00-250-8659	3-331	00-255-5929	3-349	00-260-1301	3-182
00-249-7442	3-322	00-250-9942	3-303	00-255-5930	3-349	00-260-1302	3-182
00-249-7443	3-322	00-251-0404	3-285	00-255-5931	3-349	00-260-1304	3-182
00-249-7444	3-327	00-251-0424	3-285	00-255-5932	3-349	00-260-1305	3-182
00-249-7445	3-327	00-251-1839	3-342	00-255-5933	3-349	00-260-1306	3-182
00-249-7446	3-327	00-251-1875	3-342	00-255-5934	3-349	00-260-3078	3-336
00-249-7447	3-327	00-251-1884	3-344	00-255-5935	3-349	00-260-6906	3-209
00-249-7448	3-327	00-251-1896	3-342	00-255-5936	3-349	00-260-6910	3-209
00-249-7449	3-327	00-251-1906	3-342	00-255-5937	3-349	00-260-9374	3-99
00-249-7455	3-322	00-251-1923	3-346	00-255-5950	3-349	00-261-3804	3-163
00-249-7456	3-327	00-251-1927	3-346	00-255-5951	3-349	00-261-3819	3-163
00-249-9354	3-108	00-251-2574	3-342	00-255-5953	3-349	00-261-4247	3-255
00-250-0926	3-274	00-251-2639	3-342	00-255-5954	3-349	00-261-4248	3-255
00-250-0933	3-274	00-251-2647	3-342	00-255-5955	3-349	00-261-4249	3-255
00-250-1051	3-343	00-251-2664	3-344	00-255-5960	3-349	00-261-4250	3-255
00-250-1055	3-343	00-251-3980	3-185	00-255-5995	3-138	00-261-4251	3-255
00-250-1058	3-343	00-251-8746	3-147	00-255-5996	3-125	00-261-4252	3-255
00-250-1059	3-343		3-147	00-255-7081	3-159	00-261-4260	3-255
00-250-1060	3-343	00-252-0513	3-218	00-255-7536	3-169	00-261-4261	3-255
00-250-1062	3-343		3-219	00-255-8113	3-125	00-261-4262	3-255
00-250-1063	3-343	00-252-0689	3-88	00-255-9516	3-95	00-261-4417	3-257
00-250-2531	3-233	00-252-1961	3-10	00-255-9518	3-95	00-261-4506	3-258
00-250-3596	3-343	00-252-1978	3-10	00-256-2158	3-136	00-261-4768	3-236
00-250-3600	3-343	00-252-2013	3-7	00-256-6271	3-301	00-261-4769	3-236
00-250-3603	3-345	00-252-2014	3-7	00-256-6274	3-301	00-261-4770	3-236
00-250-3605	3-345	00-252-2018	3-7	00-256-6281	3-301	00-261-4771	3-236
00-250-3606	3-345	00-252-2019	3-7	00-256-6410	3-67	00-261-4860	3-90
00-250-4680	3-79	00-252-3391	3-187	00-256-6480	3-181	00-261-4897	3-255
00-250-6435	3-69	00-252-6380	3-269	00-256-7700	3-125	00-261-4983	3-265
00-250-6498	3-337	00-252-6382	3-274	00-256-9331	3-285	00-261-5107	3-344
00-250-6499	3-337	00-252-6383	3-271		3-285	00-261-5171	3-344
00-250-6500	3-337	00-252-7190	3-146	00-257-0378	3-181	00-261-5287	3-301
00-250-6501	3-337	00-253-0594	3-145	00-257-0382	3-181	00-261-5293	3-301
00-250-6502	3-337	00-253-0879	3-275	00-257-0790	3-301	00-261-5300	3-301
00-250-6503	3-337	00-253-1171	3-275	00-257-1262	3-25	00-261-5302	3-301
00-250-6907	3-337	00-253-6264	3-213	00-257-3506	3-327	00-261-5304	3-301
00-250-6908	3-337	00-254-4262	3-333	00-257-3615	3-295	00-261-5637	3-342
00-250-8641	3-331	00-254-4610	3-159	00-257-3636	3-280	00-261-5734	3-304
00-250-8642	3-331	00-254-4791	3-139	00-257-3683	3-282	00-261-5745	3-304
00-250-8643	3-331	00-254-4793	3-137	00-257-4290	3-233	00-261-5746	3-304
00-250-8644	3-331	00-254-7724	3-6	00-257-4886	3-206	00-261-6434	3-240
00-250-8645	3-331	00-254-8803	3-265	00-257-4888	3-206	00-261-6435	3-240
00-250-8646	3-331	00-255-0163	3-69	00-257-4890	3-206	00-261-6436	3-241
00-250-8647	3-331	00-255-0166	3-64	00-257-5006	3-162	00-261-6437	3-241
00-250-8648	3-331	00-255-0471	3-105	00-257-5360	3-271	00-261-6438	3-241
00-250-8649	3-331	00-255-0702	3-142	00-257-5449	3-273	00-261-6629	3-265
00-250-8650	3-331		3-143	00-259-8897	3-119	00-261-6690	3-239
00-250-8651	3-331	00-255-0765	3-121	00-260-0399	3-69	00-261-6944	3-264
00-250-8653	3-323	00-255-1371	3-79	00-260-1151	3-220	00-261-7899	3-274

NIIN Cross Reference Index

<u>NIIN</u>	<u>Page No.</u>	<u>NIIN</u>	<u>Page No.</u>	<u>NIIN</u>	<u>Page No.</u>	<u>NIIN</u>	<u>Page No.</u>
00-261-8146	3-273	00-263-3873	3-182	00-265-1687	3-301	00-266-9736	3-119
00-261-8287	3-271	00-263-3874	3-182	00-265-1688	3-301	00-266-9762	3-43
00-261-8289	3-271	00-263-4545	3-99	00-265-1689	3-301	00-266-9940	3-71
00-261-8290	3-271	00-263-8528	3-172	00-265-1692	3-301	00-267-0921	3-313
00-261-8291	3-271	00-263-8640	3-115	00-265-1695	3-301	00-267-0928	3-313
00-261-8294	3-271	00-263-8757	3-275	00-265-1696	3-301	00-267-0932	3-309
00-261-8295	3-271	00-263-9931	3-211	00-265-7056	3-174	00-267-0933	3-310
00-261-8296	3-271	00-264-1478	3-259	00-265-9408	3-271	00-267-0934	3-310
00-261-8317	3-271	00-264-3593	3-135	00-265-9417	3-273	00-267-1167	3-71
00-261-8318	3-271		3-139	00-266-0824	3-192	00-267-1176	3-308
00-261-8515	3-208	00-264-3618	3-235	00-266-5016	3-157	00-267-1178	3-309
00-261-8539	3-207	00-264-3718	3-161	00-266-6227	3-69	00-267-1182	3-310
00-261-8579	3-209	00-264-3723	3-163	00-266-6254	3-69	00-267-1183	3-310
00-261-8584	3-209	00-264-3826	3-205	00-266-6694	3-157	00-267-1201	3-310
00-261-8585	3-209	00-264-3883	3-181	00-266-6707	3-157	00-267-1206	3-167
00-261-8846	3-209	00-264-3888	3-186	00-266-6708	3-157	00-267-1207	3-167
00-261-8851	3-209	00-264-4102	3-152	00-266-6709	3-157	00-267-1213	3-170
00-262-1643	3-209	00-264-4638	3-169	00-266-6710	3-157	00-267-1215	3-170
00-262-1655	3-209	00-264-5346	3-277	00-266-6711	3-157	00-267-1218	3-172
00-262-2323	3-135	00-264-5368	3-137	00-266-6712	3-157		3-172
00-262-2770	3-211	00-264-5398	3-145	00-266-6713	3-157	00-267-1428	3-311
00-262-2772	3-211	00-264-5478	3-156	00-266-6714	3-157	00-267-1439	3-312
00-262-3469	3-257	00-264-5479	3-159	00-266-6837	3-280	00-267-1470	3-309
00-262-5237	3-264	00-264-5498	3-197	00-266-6848	3-280	00-267-1574	3-208
00-262-5282	3-264	00-264-5913	3-109	00-266-6852	3-279	00-267-1629	3-213
00-262-5295	3-250	00-264-6318	3-281	00-266-7135	3-176	00-267-1630	3-213
00-262-5296	3-250	00-264-6429	3-55	00-266-7136	3-176	00-267-1632	3-213
00-262-5297	3-250	00-264-6430	3-56	00-266-7137	3-176	00-267-1633	3-213
00-262-6657	3-127	00-264-6431	3-55	00-266-7429	3-192	00-267-2967	3-169
00-262-7309	3-208	00-264-6432	3-56	00-266-7448	3-135		3-170
00-262-7358	3-186	00-264-6433	3-56	00-266-7453	3-135	00-267-3009	3-209
00-262-7363	3-195	00-264-6434	3-56	00-266-7454	3-136	00-267-3015	3-207
00-262-8602	3-171	00-264-6441	3-76	00-266-8673	3-236	00-267-3114	3-209
00-262-9011	3-192	00-264-6444	3-54	00-266-8675	3-236	00-267-3115	3-209
00-262-9093	3-181	00-264-6535	3-105	00-266-8677	3-236	00-267-3116	3-209
00-262-9099	3-181	00-264-6562	3-115	00-266-8679	3-236	00-267-3117	3-209
00-262-9171	3-178	00-264-6568	3-115	00-266-9099	3-344	00-267-3119	3-209
00-262-9172	3-178	00-264-6571	3-115	00-266-9251	3-300	00-267-4630	3-121
00-263-0046	3-289	00-264-6572	3-115	00-266-9252	3-300	00-268-2411	3-209
00-263-0328	3-169	00-264-6573	3-115	00-266-9256	3-300	00-268-2436	3-209
	3-172	00-264-6574	3-115	00-266-9257	3-300	00-268-2455	3-209
00-263-0626	3-7	00-264-6618	3-107	00-266-9258	3-300	00-268-3360	3-201
00-263-2191	3-9	00-264-6715	3-106	00-266-9259	3-300	00-268-3993	3-164
00-263-2192	3-9	00-264-6722	3-107	00-266-9261	3-300	00-268-3994	3-164
00-263-2472	3-209	00-264-6751	3-109	00-266-9262	3-300	00-268-7801	3-239
00-263-2477	3-209	00-264-8261	3-61	00-266-9265	3-300	00-268-7859	3-238
00-263-3425	3-161	00-264-8983	3-106	00-266-9267	3-300	00-268-7860	3-238
00-263-3490	3-273	00-264-9652	3-70	00-266-9268	3-300	00-268-7868	3-237
00-263-3600	3-209	00-265-0664	3-107	00-266-9269	3-300	00-268-7869	3-237
00-263-3601	3-209	00-265-1674	3-301	00-266-9270	3-300	00-268-7870	3-237
00-263-3602	3-209	00-265-1675	3-301	00-266-9271	3-300	00-268-7871	3-237
00-263-3866	3-182	00-265-1681	3-301	00-266-9272	3-300	00-268-7872	3-237
00-263-3867	3-182	00-265-1686	3-296	00-266-9274	3-300	00-268-7980	3-241

NIIN Cross Reference Index

<u>NIIN</u>	<u>Page No.</u>	<u>NIIN</u>	<u>Page No.</u>	<u>NIIN</u>	<u>Page No.</u>	<u>NIIN</u>	<u>Page No.</u>
00-268-8200	3-70	00-269-5780	3-258	00-272-9359	3-145	00-276-7575	3-209
00-268-8262	3-239	00-269-8246	3-269	00-272-9409	3-156	00-276-9455	3-289
00-268-8263	3-239	00-269-8255	3-269	00-272-9410	3-156	00-276-9456	3-289
00-268-8264	3-239	00-269-9012	3-162	00-272-9484	3-146	00-276-9507	3-171
00-268-8265	3-239	00-270-0063	3-274	00-272-9520	3-146	00-277-4268	3-323
00-268-8330	3-237	00-270-1271	3-21	00-272-9529	3-145		3-323
00-268-8349	3-237	00-270-2012	3-243	00-272-9586	3-142	00-277-4383	3-320
00-268-8350	3-237	00-270-2013	3-243	00-272-9662	3-156	00-277-4386	3-320
00-268-8353	3-235	00-270-2014	3-243	00-272-9680	3-162	00-277-4392	3-318
00-268-9539	3-303	00-270-2015	3-243	00-272-9683	3-162	00-277-4393	3-318
00-268-9540	3-303	00-270-3254	3-107	00-272-9684	3-162	00-277-4441	3-320
00-268-9544	3-303	00-270-4417	3-21	00-272-9805	3-153	00-277-4442	3-318
00-268-9545	3-303	00-270-4697	3-71	00-273-1815	3-333	00-277-4443	3-318
00-268-9546	3-303	00-270-4698	3-71	00-273-1817	3-333	00-277-4444	3-320
00-268-9547	3-303	00-270-5179	3-9	00-273-2388	3-272	00-277-4457	3-318
00-268-9548	3-303	00-270-5417	3-61	00-273-2389	3-273	00-277-4459	3-318
00-268-9550	3-303	00-270-5418	3-61		3-273	00-277-4460	3-318
00-268-9551	3-303	00-270-5419	3-63	00-273-7006	3-95	00-277-4461	3-318
00-268-9552	3-303	00-270-5526	3-115	00-273-8663	3-274	00-277-4462	3-320
00-268-9563	3-339	00-270-8137	3-191	00-273-8707	3-193	00-277-4463	3-318
00-268-9566	3-337	00-270-8150	3-191	00-273-8708	3-193	00-277-4464	3-320
00-268-9578	3-300	00-270-8177	3-107		3-207	00-277-4465	3-318
00-268-9580	3-308	00-270-8216	3-109	00-273-8716	3-192	00-277-4466	3-320
00-268-9581	3-308	00-270-8258	3-114	00-273-8717	3-192	00-277-4467	3-320
00-268-9582	3-308	00-270-9971	3-114	00-273-8807	3-272	00-277-4468	3-320
00-268-9583	3-308	00-270-9978	3-108	00-273-9045	3-146	00-277-4472	3-318
00-268-9584	3-308	00-270-9982	3-115	00-273-9110	3-349	00-277-4473	3-318
00-268-9585	3-308	00-270-9984	3-107	00-273-9111	3-349	00-277-4475	3-318
00-268-9628	3-280	00-270-9986	3-116	00-273-9113	3-349	00-277-4477	3-318
00-268-9629	3-280	00-270-9989	3-108	00-273-9114	3-349	00-277-4479	3-318
00-268-9676	3-330	00-271-1485	3-195	00-273-9115	3-349	00-277-4480	3-318
00-268-9680	3-330	00-271-1508	3-197	00-273-9116	3-349	00-277-4481	3-318
00-268-9681	3-330	00-271-1509	3-197	00-273-9117	3-349	00-277-4482	3-318
00-268-9831	3-286	00-271-1510	3-197	00-273-9119	3-349	00-277-4483	3-320
00-269-0432	3-238	00-271-1511	3-195	00-273-9120	3-349	00-277-4484	3-318
00-269-0433	3-238	00-271-1692	3-130	00-273-9121	3-349	00-277-4485	3-318
00-269-0944	3-72	00-271-1701	3-145	00-273-9664	3-233	00-277-4486	3-318
00-269-0964	3-71	00-271-1703	3-145	00-273-9845	3-164	00-277-4488	3-318
00-269-0966	3-72	00-271-1704	3-145	00-273-9846	3-164	00-277-4489	3-318
00-269-1259	3-171	00-271-1705	3-145	00-274-2431	3-237	00-277-4490	3-318
00-269-3034	3-61	00-271-1706	3-145	00-274-2432	3-237	00-277-4491	3-320
00-269-3743	3-14	00-271-8427	3-273	00-274-2433	3-237	00-277-4492	3-318
00-269-4892	3-95	00-271-8892	3-162	00-274-3832	3-287	00-277-4494	3-318
00-269-5700	3-235	00-272-2265	3-89	00-274-4027	3-69	00-277-4495	3-318
00-269-5747	3-257	00-272-2518	3-136	00-274-5421	3-115	00-277-4497	3-318
00-269-5748	3-257	00-272-2569	3-137	00-274-5494	3-163	00-277-4498	3-318
00-269-5749	3-257	00-272-2591	3-137	00-275-1215	3-103	00-277-4499	3-318
00-269-5757	3-257	00-272-2990	3-280	00-275-2790	3-211	00-277-4501	3-318
00-269-5758	3-257	00-272-3044	3-153	00-275-6010	3-106	00-277-4503	3-320
00-269-5760	3-258	00-272-7876	3-137	00-275-7217	3-156	00-277-4504	3-320
00-269-5769	3-258	00-272-8043	3-162	00-275-8558	3-155		3-320
00-269-5771	3-258	00-272-8530	3-186		3-155	00-277-4505	3-320
00-269-5778	3-258	00-272-9256	3-152	00-275-9000	3-95		3-320

NIIN Cross Reference Index

<u>NIIN</u>	<u>Page No.</u>	<u>NIIN</u>	<u>Page No.</u>	<u>NIIN</u>	<u>Page No.</u>	<u>NIIN</u>	<u>Page No.</u>
00-277-4506	3-320	00-277-4988	3-316	00-277-6037	3-323	00-277-7423	3-339
	3-320	00-277-4989	3-316	00-277-6038	3-323	00-277-7424	3-339
00-277-4699	3-294	00-277-4991	3-316	00-277-6039	3-323	00-277-7425	3-339
00-277-4711	3-338	00-277-5946	3-318	00-277-6040	3-323	00-277-7426	3-339
00-277-4900	3-315	00-277-5947	3-319	00-277-6041	3-323	00-277-7427	3-339
00-277-4901	3-315	00-277-5949	3-319	00-277-6043	3-323	00-277-7428	3-339
00-277-4902	3-315	00-277-5950	3-319	00-277-6045	3-323	00-277-7429	3-339
00-277-4903	3-315	00-277-5951	3-319	00-277-6047	3-323	00-277-7430	3-339
00-277-4905	3-315	00-277-5952	3-319	00-277-6050	3-323	00-277-7794	3-338
00-277-4906	3-315	00-277-5953	3-319	00-277-6052	3-321	00-277-7799	3-338
00-277-4907	3-315	00-277-5954	3-319	00-277-6054	3-321	00-277-7802	3-338
00-277-4910	3-315	00-277-5955	3-319	00-277-6055	3-318	00-277-7808	3-338
00-277-4911	3-315	00-277-5956	3-319	00-277-6056	3-318	00-277-7811	3-338
00-277-4912	3-315	00-277-5957	3-319	00-277-6058	3-348	00-277-7813	3-338
00-277-4913	3-315	00-277-5958	3-319	00-277-6261	3-328	00-277-7814	3-338
00-277-4914	3-315	00-277-5959	3-319	00-277-6268	3-333	00-277-7815	3-338
00-277-4915	3-315	00-277-5961	3-319	00-277-6270	3-343	00-277-7819	3-322
00-277-4916	3-315	00-277-5964	3-319	00-277-6272	3-343	00-277-7822	3-322
00-277-4917	3-315	00-277-5965	3-319	00-277-6278	3-335	00-277-7823	3-322
00-277-4919	3-315	00-277-5967	3-319	00-277-7297	3-303	00-277-7824	3-322
00-277-4920	3-315	00-277-5969	3-319	00-277-7298	3-318	00-277-7825	3-322
00-277-4921	3-315	00-277-5970	3-319	00-277-7300	3-318	00-277-7827	3-322
00-277-4922	3-316	00-277-5971	3-319		3-320	00-277-7828	3-322
00-277-4925	3-315	00-277-5974	3-319	00-277-7301	3-318	00-277-7829	3-322
00-277-4927	3-316	00-277-5976	3-318	00-277-7302	3-320	00-277-8518	3-307
00-277-4929	3-316	00-277-5978	3-318	00-277-7303	3-318	00-277-8520	3-307
00-277-4934	3-315	00-277-5980	3-318	00-277-7304	3-318	00-277-8521	3-307
00-277-4936	3-315	00-277-5982	3-315	00-277-7305	3-320	00-277-8523	3-307
00-277-4938	3-315	00-277-5983	3-315	00-277-7308	3-315	00-277-8524	3-307
00-277-4939	3-315	00-277-5985	3-315		3-316	00-277-8526	3-307
00-277-4940	3-315	00-277-5986	3-315	00-277-7310	3-315	00-277-8530	3-322
00-277-4942	3-315	00-277-5987	3-315		3-316	00-277-8602	3-323
00-277-4947	3-315	00-277-5988	3-315	00-277-7312	3-315	00-277-8604	3-329
00-277-4948	3-315	00-277-5998	3-308		3-316	00-277-8605	3-329
00-277-4949	3-316	00-277-6000	3-308	00-277-7314	3-315	00-277-8606	3-329
00-277-4950	3-316	00-277-6002	3-308		3-316	00-277-8607	3-329
00-277-4951	3-316	00-277-6003	3-308	00-277-7317	3-315	00-277-8608	3-329
00-277-4954	3-316	00-277-6004	3-308		3-316	00-277-8609	3-329
00-277-4955	3-316	00-277-6005	3-308	00-277-7318	3-315	00-277-8610	3-329
00-277-4958	3-316	00-277-6006	3-294		3-316	00-277-9530	3-334
00-277-4963	3-316	00-277-6007	3-295	00-277-7319	3-316	00-277-9531	3-329
00-277-4967	3-316	00-277-6019	3-323	00-277-7322	3-315	00-278-0359	3-318
00-277-4970	3-315	00-277-6021	3-323		3-316		3-320
00-277-4973	3-316	00-277-6023	3-323	00-277-7396	3-322	00-278-0360	3-318
00-277-4976	3-316	00-277-6025	3-323	00-277-7398	3-322	00-278-0702	3-325
00-277-4977	3-316	00-277-6026	3-323	00-277-7400	3-322	00-278-0705	3-327
00-277-4978	3-316	00-277-6027	3-323	00-277-7402	3-322	00-278-0706	3-327
00-277-4981	3-316	00-277-6028	3-323	00-277-7412	3-322	00-278-0707	3-325
00-277-4982	3-316	00-277-6029	3-323	00-277-7414	3-322	00-278-0709	3-327
00-277-4984	3-316	00-277-6030	3-323	00-277-7418	3-339	00-278-0710	3-327
00-277-4985	3-316	00-277-6031	3-323	00-277-7420	3-339	00-278-0711	3-327
00-277-4986	3-316	00-277-6035	3-323	00-277-7421	3-339	00-278-0713	3-327
00-277-4987	3-316	00-277-6036	3-323	00-277-7422	3-339	00-278-0726	3-325

NIIN Cross Reference Index

<u>NIIN</u>	<u>Page No.</u>	<u>NIIN</u>	<u>Page No.</u>	<u>NIIN</u>	<u>Page No.</u>	<u>NIIN</u>	<u>Page No.</u>
00-278-0729	3-325	00-280-4461	3-6	00-281-5895	3-162	00-284-6804	3-8
00-278-0741	3-327	00-280-4464	3-6	00-281-5896	3-162	00-284-7126	3-13
00-278-0742	3-327	00-280-4465	3-5	00-281-5907	3-164	00-284-7834	3-13
00-278-0744	3-327	00-280-4960	3-5	00-281-5911	3-159	00-284-9220	3-8
00-278-0746	3-327	00-280-5020	3-8		3-196	00-284-9455	3-8
00-278-0747	3-325	00-280-5024	3-5	00-281-5918	3-159	00-284-9492	3-5
00-278-0749	3-325	00-280-5027	3-5	00-281-5931	3-159	00-284-9493	3-5
00-278-0755	3-325	00-280-5029	3-5	00-281-5934	3-162	00-284-9494	3-5
00-278-0770	3-325	00-280-5031	3-5	00-281-5939	3-164	00-285-0226	3-5
00-278-0773	3-325	00-280-5038	3-9	00-281-5964	3-151	00-285-0806	3-10
	3-326	00-280-5039	3-9	00-281-5972	3-153	00-285-0809	3-10
00-278-0775	3-326	00-280-5066	3-8	00-281-5976	3-164	00-285-0810	3-10
00-278-0926	3-318	00-280-8342	3-5	00-281-6180	3-151	00-285-0901	3-7
00-278-0927	3-318	00-280-8344	3-5	00-281-7813	3-233	00-285-1167	3-182
00-278-0928	3-318	00-280-9320	3-8	00-281-7814	3-233	00-285-1732	3-164
00-278-0929	3-318	00-280-9325	3-7	00-281-7815	3-233	00-285-1765	3-151
00-278-0930	3-318	00-280-9326	3-7	00-281-9909	3-281	00-285-1801	3-161
00-278-0932	3-318	00-280-9327	3-10	00-282-2470	3-171	00-285-2044	3-275
00-278-0934	3-318	00-280-9476	3-6	00-282-5640	3-282	00-285-2377	3-166
00-278-0935	3-318	00-280-9530	3-5	00-282-7783	3-171	00-285-2800	3-160
00-278-0938	3-318	00-280-9539	3-6	00-282-7784	3-171	00-285-2828	3-153
00-278-0940	3-320	00-281-0205	3-9	00-282-7867	3-291	00-285-2913	3-164
00-279-8719	3-234	00-281-0210	3-5	00-282-7950	3-119	00-285-2917	3-164
00-279-8720	3-234	00-281-0224	3-5	00-282-8042	3-207	00-285-2922	3-166
00-279-8721	3-234	00-281-0225	3-6	00-282-8077	3-201	00-285-3090	3-165
00-279-8722	3-234	00-281-1163	3-195	00-282-8083	3-201	00-285-3143	3-159
00-280-1936	3-20	00-281-1176	3-197	00-282-8201	3-152	00-285-3145	3-159
00-280-2455	3-234	00-281-1425	3-195	00-282-8411	3-125	00-285-3146	3-159
00-280-3160	3-9	00-281-1429	3-195	00-282-9246	3-171	00-285-3147	3-159
00-280-3168	3-6	00-281-1858	3-107	00-282-9699	3-175	00-285-3148	3-159
00-280-3172	3-9	00-281-2002	3-108	00-283-0017	3-84	00-285-4299	3-135
00-280-3176	3-9	00-281-2014	3-105	00-283-0020	3-84	00-285-4744	3-196
00-280-3466	3-6	00-281-2072	3-180	00-283-0053	3-92	00-285-4940	3-159
00-280-3529	3-8	00-281-2075	3-180	00-283-0147	3-72	00-285-5416	3-159
00-280-3537	3-6	00-281-2337	3-188	00-283-0612	3-157		3-196
00-280-3550	3-7	00-281-2762	3-106	00-283-0670	3-206	00-285-5422	3-153
00-280-3562	3-6	00-281-2785	3-106	00-283-0671	3-206	00-285-5827	3-154
00-280-4010	3-8	00-281-2998	3-281	00-283-9598	3-70	00-285-5995	3-152
00-280-4013	3-10	00-281-3012	3-209	00-283-9671	3-63	00-285-7974	3-353
00-280-4426	3-7	00-281-3013	3-209	00-283-9691	3-54	00-285-9100	3-169
00-280-4427	3-7	00-281-3036	3-110	00-283-9741	3-75	00-286-0602	3-84
00-280-4428	3-7	00-281-3214	3-258	00-283-9901	3-70	00-286-1111	3-280
00-280-4429	3-7	00-281-3267	3-176	00-283-9976	3-55	00-286-1216	3-135
00-280-4430	3-7	00-281-3924	3-195	00-284-0129	3-70		3-139
00-280-4431	3-7	00-281-4033	3-117	00-284-0147	3-203	00-286-1407	3-155
00-280-4432	3-7	00-281-4069	3-206	00-284-0289	3-58	00-286-1722	3-160
00-280-4433	3-7	00-281-4071	3-206	00-284-0480	3-54	00-286-1723	3-160
00-280-4434	3-7	00-281-4163	3-108	00-284-0481	3-75	00-286-1724	3-160
00-280-4435	3-7	00-281-4309	3-151	00-284-0657	3-49	00-286-1726	3-160
00-280-4436	3-7	00-281-4313	3-151	00-284-0852	3-71	00-286-3783	3-105
00-280-4438	3-7	00-281-4847	3-164	00-284-6655	3-35	00-286-4339	3-166
00-280-4440	3-7	00-281-5234	3-154	00-284-6787	3-5	00-286-5342	3-125
00-280-4448	3-7	00-281-5235	3-154	00-284-6795	3-8	00-286-5418	3-145

NIIN Cross Reference Index

<u>NIIN</u>	<u>Page No.</u>	<u>NIIN</u>	<u>Page No.</u>	<u>NIIN</u>	<u>Page No.</u>	<u>NIIN</u>	<u>Page No.</u>
00-286-5434	3-109	00-288-0666	3-337	00-289-7004	3-327	00-291-0346	3-197
00-286-5435	3-106	00-288-0675	3-335	00-289-7011	3-315	00-291-0584	3-97
00-286-5453	3-185	00-288-0680	3-335	00-289-7013	3-315	00-291-1237	3-173
00-286-5750	3-154	00-288-0773	3-308	00-290-0042	3-115	00-291-5008	3-110
00-286-5755	3-154	00-288-1112	3-315	00-290-0048	3-108	00-291-5812	3-170
00-286-5757	3-154	00-288-1122	3-321	00-290-0336	3-205	00-291-5815	3-171
00-286-5791	3-162	00-288-1130	3-321	00-290-0340	3-196	00-291-6830	3-96
00-286-5801	3-162	00-288-1145	3-342	00-290-0586	3-147	00-291-8305	3-169
00-286-6178	3-166	00-288-1151	3-347	00-290-0588	3-147	00-292-1102	3-185
00-286-6207	3-163	00-288-1157	3-348	00-290-0593	3-148	00-292-2096	3-121
00-286-6661	3-280	00-288-1159	3-344	00-290-0594	3-148	00-292-2354	3-206
00-286-6915	3-165	00-288-1182	3-293	00-290-0599	3-165	00-292-2363	3-169
00-286-6919	3-165	00-288-1187	3-327	00-290-0617	3-165	00-292-2365	3-169
00-286-6926	3-164	00-288-1188	3-327	00-290-1180	3-180	00-292-2367	3-169
00-286-6936	3-163	00-288-1284	3-293	00-290-1651	3-281	00-292-2368	3-169
00-286-6950	3-163	00-288-3096	3-337	00-290-1656	3-281	00-292-3749	3-286
00-286-6952	3-163	00-288-3681	3-346	00-290-1756	3-49	00-292-4368	3-169
00-286-6954	3-152	00-288-3682	3-347	00-290-2023	3-157	00-292-4371	3-169
00-286-6963	3-163	00-288-3686	3-345	00-290-2026	3-157	00-292-4375	3-169
00-286-6970	3-164	00-288-3702	3-347	00-290-2224	3-281	00-292-6943	3-84
00-286-6988	3-162	00-288-3729	3-344	00-290-3360	3-195	00-292-9204	3-172
00-286-7286	3-164	00-288-3731	3-342	00-290-3370	3-199	00-292-9487	3-141
00-286-7585	3-279	00-288-3735	3-342	00-290-3387	3-199	00-292-9657	3-274
00-286-8069	3-137	00-288-3740	3-344	00-290-3407	3-205	00-292-9689	3-274
00-286-8070	3-137	00-288-3746	3-345	00-290-3461	3-281	00-292-9717	3-115
00-286-8363	3-163	00-288-5490	3-300	00-290-3462	3-281	00-292-9783	3-197
00-286-8565	3-206	00-288-5497	3-293	00-290-4034	3-87	00-292-9809	3-281
00-286-8600	3-353	00-288-5883	3-300	00-290-4079	3-180	00-292-9810	3-281
00-287-2927	3-309	00-288-5893	3-305	00-290-4091	3-271	00-292-9812	3-281
00-287-2937	3-303	00-288-5894	3-305	00-290-4290	3-110	00-292-9946	3-353
00-287-2939	3-303	00-288-5969	3-329	00-290-4291	3-109	00-293-4130	3-326
00-287-2940	3-303	00-288-5970	3-329	00-290-4301	3-192	00-293-4166	3-344
00-287-2941	3-303	00-288-5971	3-329	00-290-4370	3-109	00-293-4180	3-304
00-287-8401	3-322	00-288-5972	3-329	00-290-4375	3-109	00-293-4181	3-303
00-287-9402	3-301	00-288-5975	3-329	00-290-4377	3-109	00-293-4194	3-303
00-287-9403	3-301	00-288-5976	3-329	00-290-4379	3-109	00-293-4202	3-301
00-287-9405	3-301	00-288-5977	3-329	00-290-5236	3-281	00-293-4208	3-294
00-287-9426	3-348	00-288-5978	3-329	00-290-5494	3-199		3-296
00-287-9840	3-295	00-288-5985	3-339	00-290-6149	3-281	00-293-4209	3-294
00-287-9845	3-295	00-288-5986	3-321	00-290-6150	3-281	00-293-4979	3-325
00-288-0495	3-346	00-288-5989	3-321	00-290-6492	3-281	00-293-4980	3-325
00-288-0628	3-325	00-288-6073	3-315	00-290-6493	3-281	00-293-4983	3-325
00-288-0643	3-325	00-288-6074	3-315	00-290-6755	3-281	00-293-4984	3-325
00-288-0644	3-325	00-288-6163	3-312	00-290-7028	3-290	00-293-4988	3-325
00-288-0645	3-327	00-288-6212	3-305	00-290-7152	3-135	00-293-5005	3-297
00-288-0646	3-327	00-288-6214	3-305	00-290-8036	3-157	00-293-5006	3-295
00-288-0648	3-327	00-288-6221	3-305	00-290-8176	3-96		3-298
00-288-0650	3-327	00-288-6370	3-333	00-290-8258	3-213	00-293-5012	3-305
00-288-0655	3-327	00-289-6546	3-338	00-291-0098	3-164	00-293-5285	3-337
00-288-0656	3-327	00-289-6981	3-307	00-291-0140	3-152	00-293-5287	3-336
00-288-0657	3-327	00-289-7000	3-325		3-153	00-294-0860	3-117
00-288-0658	3-327	00-289-7001	3-325	00-291-0149	3-156	00-294-7374	3-294
00-288-0661	3-337	00-289-7003	3-327	00-291-0345	3-197	00-294-7893	3-293

NIIN Cross Reference Index

<u>NIIN</u>	<u>Page No.</u>	<u>NIIN</u>	<u>Page No.</u>	<u>NIIN</u>	<u>Page No.</u>	<u>NIIN</u>	<u>Page No.</u>
00-294-7894	3-293	00-296-3862	3-35	00-319-3770	3-164	00-369-3959	3-219
00-294-7895	3-293	00-296-4093	3-36	00-321-8455	3-6	00-369-4437	3-84
00-294-9276	3-329	00-296-4756	3-35	00-323-8788	3-153	00-369-4438	3-84
00-294-9664	3-299	00-296-4884	3-13	00-324-5620	3-282	00-369-4439	3-84
00-294-9665	3-299	00-296-4885	3-13	00-324-9560	3-334	00-369-4714	3-159
00-294-9666	3-299	00-296-4886	3-13	00-327-4420	3-286	00-370-2479	3-9
00-294-9726	3-329	00-296-6842	3-10	00-328-6674	3-291	00-372-2540	3-10
00-294-9741	3-330	00-297-1608	3-153	00-328-6714	3-210	00-372-2542	3-10
00-294-9743	3-325	00-297-1728	3-203	00-329-8475	3-8	00-372-4785	3-70
00-294-9904	3-299	00-297-6655	3-157	00-331-0434	3-297	00-372-4841	3-70
00-294-9916	3-308	00-297-6657	3-182	00-331-0437	3-297	00-373-3436	3-97
00-294-9923	3-308	00-297-6658	3-182	00-332-0125	3-65	00-373-9004	3-99
00-294-9938	3-347	00-297-9540	3-105	00-332-2715	3-282	00-375-2477	3-145
00-295-1617	3-71	00-298-2046	3-197	00-334-4120	3-196	00-375-8581	3-129
00-295-2005	3-63	00-298-6913	3-127	00-334-6573	3-91		3-130
00-295-2118	3-70	00-298-7040	3-127	00-334-7965	3-257	00-377-1040	3-339
00-295-2192	3-54	00-298-7043	3-162	00-334-7967	3-257	00-377-8590	3-75
00-295-2194	3-61	00-298-7044	3-162	00-336-5867	3-56	00-378-9994	3-203
00-295-2652	3-68	00-299-2884	3-76	00-336-5869	3-56	00-379-4439	3-138
00-295-2676	3-56	00-299-3035	3-61	00-337-2921	3-281	00-381-0685	3-267
00-295-2729	3-72	00-299-4104	3-58	00-337-6720	3-21	00-383-7668	3-71
00-295-2735	3-75	00-299-4740	3-70	00-337-7180	3-96	00-385-8845	3-156
00-295-2738	3-76	00-299-4742	3-71	00-338-4502	3-338	00-386-3780	3-220
00-295-2741	3-65	00-299-5546	3-63	00-338-9624	3-88	00-389-2300	3-209
00-295-2838	3-53		3-68	00-339-2354	3-264	00-389-7423	3-95
00-295-2848	3-59	00-299-5962	3-76	00-342-5200	3-201	00-390-1458	3-133
00-295-2849	3-59	00-299-6126	3-71	00-345-9903	3-129	00-391-5842	3-10
00-295-2850	3-59	00-299-6656	3-59	00-348-7888	3-187	00-392-9751	3-113
00-295-2852	3-75	00-299-6970	3-68	00-349-4187	3-99	00-394-3537	3-33
00-295-2880	3-53	00-299-7217	3-54	00-349-9313	3-239	00-396-8339	3-10
00-295-7685	3-117	00-299-7703	3-54	00-350-5710	3-258	00-399-6207	3-54
00-295-7885	3-9	00-299-8532	3-195	00-350-5711	3-258	00-399-6208	3-54
00-295-8662	3-9	00-300-3653	3-87	00-350-5712	3-258	00-399-6297	3-53
00-295-9063	3-7	00-300-9007	3-81	00-350-8356	3-67	00-399-6316	3-54
00-295-9064	3-9	00-302-7962	3-130	00-351-2225	3-24	00-399-7028	3-59
00-295-9269	3-9	00-303-1373	3-25	00-351-8345	3-208	00-399-7035	3-59
00-295-9270	3-9	00-304-9625	3-322	00-351-8346	3-208	00-399-7039	3-76
00-296-0361	3-6	00-306-3215	3-21	00-351-8347	3-208	00-399-7040	3-76
	3-7	00-306-9562	3-71	00-351-8348	3-208	00-400-2808	3-57
00-296-0445	3-7	00-307-7618	3-24	00-355-6072	3-323	00-401-0712	3-62
00-296-0446	3-5	00-307-7885	3-153	00-356-4936	3-106	00-401-4956	3-45
00-296-0448	3-9	00-309-3013	3-258	00-357-4857	3-155	00-401-7195	3-81
00-296-0449	3-9	00-309-3014	3-258	00-357-7386	3-175	00-401-8034	3-172
00-296-0451	3-5	00-310-1111	3-239	00-357-7907	3-130	00-401-9773	3-55
00-296-0454	3-6	00-310-1126	3-239	00-357-7992	3-201	00-401-9796	3-55
00-296-0488	3-71	00-310-1133	3-239	00-359-9769	3-32	00-402-1721	3-11
00-296-0531	3-9	00-310-1140	3-239	00-361-1421	3-67	00-402-2395	3-285
00-296-0575	3-6	00-312-6124	3-160	00-361-9542	3-21	00-402-8181	3-55
00-296-0679	3-6	00-312-6128	3-187	00-362-2154	3-75	00-402-8522	3-243
00-296-1517	3-6	00-313-9218	3-56	00-364-5404	3-98	00-402-8523	3-243
00-296-1526	3-5	00-314-8520	3-282	00-366-6809	3-197	00-402-9711	3-243
00-296-1677	3-6	00-316-2490	3-35	00-368-5233	3-115	00-402-9712	3-243
00-296-1931	3-6	00-319-0834	3-114	00-369-3958	3-219	00-403-8897	3-172

NIIN Cross Reference Index

<u>NIIN</u>	<u>Page No.</u>	<u>NIIN</u>	<u>Page No.</u>	<u>NIIN</u>	<u>Page No.</u>	<u>NIIN</u>	<u>Page No.</u>
00-404-0467	3-286	00-421-4399	3-10	00-450-9836	3-259	00-477-4148	3-75
00-404-3715	3-98	00-421-6448	3-6	00-450-9837	3-213	00-477-4149	3-76
00-404-4794	3-293	00-422-1278	3-67	00-451-3000	3-58	00-478-0037	3-23
00-404-9793	3-125	00-422-2644	3-49	00-451-3001	3-57	00-478-0055	3-269
00-404-9794	3-125	00-424-0139	3-103	00-451-6203	3-56	00-480-4063	3-11
00-404-9795	3-125	00-424-3215	3-272	00-451-6217	3-57	00-480-5837	3-220
00-405-2243	3-208	00-424-5726	3-92	00-451-6450	3-63	00-480-7896	3-67
00-405-2265	3-213	00-426-1636	3-33	00-451-8358	3-290	00-480-7948	3-20
00-405-2403	3-96	00-427-7448	3-68	00-452-2266	3-43	00-481-3424	3-291
00-405-4482	3-161	00-427-8475	3-57	00-452-4940	3-235	00-481-5884	3-32
00-405-4483	3-161	00-428-4158	3-199	00-453-5870	3-96	00-482-2994	3-151
00-405-4485	3-161	00-428-4183	3-199	00-453-5879	3-96	00-482-3441	3-10
00-405-4486	3-161	00-430-4109	3-21	00-454-9063	3-213	00-482-6281	3-55
00-406-4766	3-109	00-431-2780	3-165	00-455-6347	3-243	00-482-7071	3-119
00-406-6531	3-141	00-431-3693	3-57	00-455-6348	3-243	00-483-2470	3-321
00-408-1137	3-188	00-431-3725	3-289	00-455-6349	3-243	00-483-3433	3-281
00-408-9635	3-269	00-431-8670	3-197	00-455-6350	3-243	00-483-4609	3-10
00-409-1866	3-323	00-432-0490	3-45	00-455-6351	3-243	00-483-8596	3-97
00-409-2312	3-5	00-432-1320	3-67	00-455-6352	3-243	00-483-8601	3-96
00-409-3000	3-181	00-432-6730	3-199	00-455-6353	3-243	00-485-1024	3-75
00-409-5500	3-171	00-432-7584	3-94	00-456-7653	3-79	00-485-3034	3-263
00-409-8295	3-71	00-433-2073	3-264	00-457-6054	3-121	00-485-3237	3-187
00-409-8301	3-71	00-433-2707	3-72	00-458-0075	3-273	00-485-6012	3-70
00-409-8646	3-151	00-433-4145	3-187	00-459-2247	3-175	00-485-6547	3-243
00-409-8647	3-151	00-433-6596	3-9	00-460-7598	3-160	00-485-6548	3-243
00-410-2530	3-55	00-434-3289	3-9	00-461-4506	3-289	00-485-6680	3-243
00-411-0117	3-259	00-434-9158	3-19	00-462-0471	3-58	00-485-6681	3-243
00-411-2645	3-24	00-435-2712	3-269	00-462-0545	3-89	00-486-6207	3-342
00-411-8499	3-71	00-436-5389	3-72	00-462-9060	3-207	00-487-8677	3-21
00-412-2064	3-280	00-436-9652	3-263	00-463-7042	3-193	00-488-7939	3-141
00-412-2307	3-69	00-437-2887	3-58	00-465-9752	3-3	00-488-7950	3-141
00-412-9375	3-64	00-437-5216	3-70	00-467-4075	3-235	00-488-7952	3-203
00-413-0461	3-79	00-437-6727	3-258	00-467-4076	3-235	00-489-1781	3-282
00-413-1337	3-11	00-438-2234	3-57	00-467-4078	3-235	00-489-8529	3-70
00-413-1338	3-11	00-439-3789	3-22	00-467-4100	3-235	00-490-1196	3-244
00-413-2005	3-59	00-441-3492	3-203	00-468-5951	3-20	00-490-6046	3-172
00-413-4504	3-213	00-441-5138	3-53	00-469-7910	3-154		3-173
00-414-7585	3-286	00-441-8182	3-56	00-470-4535	3-33	00-491-0402	3-70
00-415-7970	3-22	00-441-9575	3-94	00-470-4574	3-33		3-70
00-416-6140	3-70	00-442-3616	3-241	00-470-4575	3-33	00-491-2795	3-6
00-419-0614	3-57	00-442-6310	3-33	00-470-7602	3-55	00-491-3584	3-62
00-419-3185	3-71	00-442-6327	3-72	00-470-7625	3-71	00-491-8220	3-96
00-419-4298	3-107	00-443-1183	3-117	00-472-2299	3-71	00-492-3239	3-342
00-419-4301	3-72	00-444-1250	3-21	00-473-6138	3-72	00-493-4084	3-48
00-419-9564	3-154	00-444-1323	3-147	00-473-6336	3-350	00-493-4106	3-308
00-420-1445	3-29	00-444-6500	3-97	00-473-9513	3-158	00-493-4110	3-308
00-420-6099	3-327	00-445-4736	3-55	00-473-9855	3-158	00-493-4115	3-308
	3-327	00-445-4752	3-55	00-474-5653	3-54	00-493-4116	3-308
00-421-1317	3-35	00-448-9917	3-8	00-474-6125	3-5	00-493-4119	3-308
00-421-1832	3-57	00-449-0807	3-280	00-475-8377	3-294	00-493-4120	3-308
00-421-1862	3-68	00-449-0809	3-280		3-323	00-493-4121	3-308
00-421-3094	3-39	00-449-6001	3-45	00-476-5268	3-205	00-493-4125	3-308
	3-41	00-450-3728	3-257	00-476-5612	3-108	00-493-4130	3-308

NIIN Cross Reference Index

<u>NIIN</u>	<u>Page No.</u>	<u>NIIN</u>	<u>Page No.</u>	<u>NIIN</u>	<u>Page No.</u>	<u>NIIN</u>	<u>Page No.</u>
00-493-4135	3-308	00-508-8790	3-327	00-517-4283	3-299	00-527-7402	3-285
00-493-4153	3-308	00-512-1076	3-130	00-517-4285	3-299	00-527-8186	3-279
00-493-4154	3-308	00-512-2356	3-331	00-517-4286	3-299	00-527-8245	3-209
00-493-4159	3-308	00-512-2359	3-331	00-517-4287	3-299	00-527-9868	3-125
00-494-0608	3-325	00-512-2361	3-331	00-517-7358	3-299	00-528-4397	3-297
00-494-2447	3-162	00-512-2366	3-331	00-517-7360	3-299	00-528-4499	3-321
00-494-6854	3-21	00-514-1843	3-186	00-517-7704	3-325	00-528-4575	3-312
00-494-7469	3-308	00-514-2417	3-169	00-517-7708	3-325	00-528-4578	3-299
00-494-7470	3-308	00-514-3523	3-79	00-517-7715	3-325	00-528-4579	3-299
00-494-7473	3-308	00-514-3549	3-84	00-517-7725	3-325	00-528-4584	3-295
00-494-7475	3-308	00-514-4263	3-207	00-517-8442	3-20	00-528-4586	3-295
00-494-7477	3-308	00-514-4550	3-138	00-518-1789	3-6	00-528-4764	3-344
00-494-7478	3-308	00-515-0319	3-157	00-518-1790	3-5	00-528-4788	3-346
00-495-6774	3-209	00-515-2246	3-191	00-518-1791	3-6	00-528-4987	3-299
00-495-7812	3-344	00-515-2477	3-175	00-518-1793	3-6	00-528-4988	3-299
00-495-7813	3-334	00-515-3250	3-20	00-519-0448	3-57	00-528-4996	3-312
00-497-1138	3-10	00-515-3552	3-257	00-519-1221	3-70	00-528-4997	3-312
00-498-4099	3-208	00-515-3553	3-257	00-519-1912	3-173	00-528-4999	3-295
00-498-5922	3-17	00-515-3554	3-257	00-519-2653	3-59	00-528-5002	3-299
00-499-5825	3-107	00-515-3996	3-94	00-519-6129	3-7	00-528-5012	3-299
00-500-0523	3-62	00-515-4595	3-94	00-519-6130	3-6	00-528-5016	3-299
00-500-0742	3-59	00-515-5513	3-208		3-9	00-528-5017	3-295
00-500-2550	3-54	00-516-1744	3-130	00-519-6278	3-39	00-528-5018	3-295
00-500-8817	3-21	00-516-5610	3-308		3-42	00-528-5019	3-299
00-501-1096	3-37	00-516-5743	3-312	00-519-7659	3-8	00-528-5021	3-299
00-501-1749	3-17	00-516-5744	3-312	00-519-7664	3-10	00-528-5022	3-299
00-501-2454	3-7	00-516-5745	3-312	00-519-7729	3-7	00-528-5026	3-299
00-501-3085	3-6	00-516-5746	3-312	00-519-7733	3-6	00-528-7051	3-327
00-501-3941	3-8	00-516-5747	3-313	00-519-7734	3-9	00-528-7063	3-347
00-501-5807	3-21	00-516-5752	3-313	00-519-9548	3-33	00-528-7072	3-346
00-502-8466	3-24	00-516-5753	3-313	00-519-9722	3-5	00-528-7088	3-344
00-502-8471	3-24	00-516-5754	3-313	00-521-9820	3-31	00-528-7091	3-344
00-503-1858	3-12	00-516-5755	3-313	00-522-2943	3-69	00-528-7174	3-335
00-503-2153	3-11	00-516-5757	3-313	00-522-8370	3-286	00-528-7277	3-347
00-503-2203	3-6	00-516-5759	3-313	00-522-8837	3-96	00-528-7282	3-347
00-503-2810	3-53	00-516-5972	3-346	00-523-1032	3-339	00-528-7323	3-344
00-503-2829	3-31	00-517-0093	3-297	00-525-0096	3-170	00-528-7489	3-327
00-503-4204	3-24	00-517-0559	3-299	00-525-2073	3-291	00-528-7504	3-299
00-503-4479	3-7	00-517-0560	3-299	00-526-1129	3-111	00-528-7506	3-312
00-503-4850	3-7	00-517-0561	3-299	00-526-1605	3-186	00-528-7508	3-299
00-503-6961	3-209	00-517-0562	3-299	00-526-1741	3-154	00-528-7509	3-299
00-504-0540	3-9	00-517-0564	3-299	00-526-1742	3-154	00-528-7510	3-299
00-504-2219	3-59	00-517-0565	3-299	00-526-2919	3-175	00-528-7511	3-312
00-504-2507	3-69	00-517-0566	3-299	00-526-5523	3-264	00-528-7512	3-299
00-504-6032	3-39	00-517-0567	3-299	00-526-5625	3-94	00-528-7513	3-312
	3-42	00-517-0568	3-299	00-526-6900	3-279	00-528-7514	3-312
00-504-8341	3-64	00-517-0569	3-299	00-526-8414	3-94	00-528-7518	3-299
00-504-8342	3-64	00-517-1393	3-344	00-526-8620	3-89	00-528-7520	3-299
00-504-8634	3-8	00-517-1560	3-298	00-526-9192	3-95	00-528-7521	3-299
00-505-0190	3-129	00-517-4273	3-295	00-527-2302	3-199	00-528-7525	3-312
00-505-6305	3-327	00-517-4274	3-295	00-527-6212	3-92	00-528-7526	3-299
00-506-2427	3-46	00-517-4275	3-312	00-527-6217	3-90	00-528-7534	3-299
00-508-1448	3-353	00-517-4282	3-299	00-527-7243	3-285	00-528-8654	3-346

NIIN Cross Reference Index

NIIN	Page No.	NIIN	Page No.	NIIN	Page No.	NIIN	Page No.
00-528-8772	3-312	00-529-9194	3-323	00-539-0203	3-20	00-541-9660	3-300
00-528-8781	3-299	00-529-9195	3-322	00-539-4167	3-5	00-541-9943	3-312
00-528-9109	3-299	00-529-9196	3-323	00-539-6920	3-6	00-542-0531	3-110
00-528-9110	3-309	00-529-9664	3-344	00-539-7013	3-17	00-542-1430	3-273
00-528-9162	3-344	00-529-9672	3-347		3-17	00-542-2438	3-300
00-528-9346	3-346	00-529-9889	3-348	00-539-7798	3-192	00-542-2441	3-300
00-528-9350	3-346	00-530-0111	3-209		3-192	00-542-2442	3-301
00-528-9354	3-344	00-530-0232	3-91	00-540-4537	3-318	00-542-2443	3-301
00-528-9358	3-342	00-530-1489	3-209	00-540-4554	3-339	00-542-2444	3-301
00-528-9775	3-297	00-530-3159	3-291	00-540-5916	3-346	00-542-2445	3-300
00-528-9813	3-337	00-530-3178	3-291	00-540-5921	3-346	00-542-2453	3-301
00-528-9815	3-337	00-530-3179	3-291	00-540-5924	3-344	00-542-2454	3-301
00-528-9816	3-337	00-530-3542	3-290	00-540-5941	3-344	00-542-2484	3-300
00-528-9817	3-337	00-530-4021	3-90	00-541-2193	3-348	00-542-2485	3-301
00-529-0395	3-298	00-530-5740	3-173	00-541-2453	3-333	00-542-2555	3-321
00-529-0435	3-310	00-530-6260	3-167	00-541-7172	3-258	00-542-2556	3-321
00-529-0440	3-310	00-530-6814	3-271	00-541-7192	3-336	00-542-2557	3-326
00-529-0442	3-322		3-273	00-541-7193	3-336	00-542-2558	3-326
00-529-0443	3-322	00-530-8067	3-175	00-541-7194	3-336	00-542-2559	3-326
00-529-0445	3-311	00-530-8370	3-179	00-541-7268	3-337	00-542-2561	3-326
00-529-5743	3-346	00-530-8371	3-179	00-541-7278	3-337	00-542-2563	3-326
00-529-5757	3-295	00-530-8881	3-151	00-541-7281	3-337	00-542-2564	3-326
00-529-7191	3-56	00-531-0811	3-282	00-541-8464	3-296	00-542-2565	3-326
00-529-7204	3-301	00-531-2449	3-213	00-541-8479	3-304	00-542-2566	3-326
00-529-7206	3-301	00-531-3934	3-92	00-541-8481	3-297	00-542-2567	3-326
00-529-7280	3-133	00-531-7721	3-206	00-541-8482	3-297	00-542-2569	3-326
00-529-7306	3-312	00-531-9715	3-175	00-541-8483	3-304	00-542-2570	3-326
00-529-7308	3-312	00-531-9716	3-175	00-541-8485	3-304	00-542-2571	3-326
00-529-7310	3-299	00-532-5867	3-136	00-541-8488	3-304	00-542-2573	3-326
00-529-7311	3-299	00-532-8543	3-173	00-541-8491	3-304	00-542-2574	3-326
00-529-7312	3-312	00-533-4960	3-62	00-541-8800	3-311	00-542-2575	3-326
00-529-7317	3-299	00-533-7965	3-10	00-541-8801	3-311	00-542-2576	3-326
00-529-7320	3-299	00-533-9642	3-327	00-541-8802	3-311	00-542-2577	3-326
00-529-7322	3-295	00-538-0196	3-5	00-541-8803	3-311	00-542-2578	3-326
00-529-7327	3-301	00-538-0929	3-114	00-541-8804	3-311	00-542-2579	3-326
00-529-7328	3-294	00-538-2825	3-5	00-541-8805	3-311	00-542-2581	3-326
00-529-7379	3-131	00-538-2829	3-9	00-541-8806	3-311	00-542-2582	3-326
00-529-7518	3-274	00-538-2990	3-10	00-541-8807	3-311	00-542-2583	3-326
00-529-7802	3-335	00-538-3112	3-5	00-541-8809	3-297	00-542-2584	3-326
00-529-7828	3-310	00-538-3719	3-9	00-541-8894	3-312	00-542-2585	3-326
00-529-8018	3-329	00-538-5304	3-11	00-541-9184	3-295	00-542-2586	3-326
00-529-8019	3-329	00-538-5471	3-7	00-541-9525	3-298	00-542-2587	3-326
00-529-8020	3-329	00-538-5472	3-7	00-541-9529	3-298	00-542-2588	3-326
00-529-8021	3-329	00-538-5473	3-7	00-541-9580	3-348	00-542-2589	3-326
00-529-8022	3-329	00-538-5987	3-7	00-541-9638	3-312	00-542-2590	3-326
00-529-8689	3-299	00-538-6498	3-10	00-541-9641	3-312	00-542-2591	3-326
00-529-8692	3-299	00-538-6501	3-11	00-541-9648	3-303	00-542-2592	3-326
00-529-8693	3-299	00-538-6502	3-11	00-541-9651	3-303	00-542-2593	3-326
00-529-8818	3-301	00-538-6507	3-11	00-541-9652	3-300	00-542-2594	3-326
00-529-8911	3-310	00-538-8049	3-331	00-541-9653	3-296	00-542-2595	3-326
00-529-8913	3-312	00-538-8398	3-56	00-541-9654	3-296	00-542-2596	3-326
00-529-8914	3-312	00-538-8770	3-58	00-541-9655	3-301	00-542-2597	3-326
00-529-9193	3-321	00-538-8888	3-69	00-541-9656	3-301	00-542-2598	3-326

NIIN Cross Reference Index

NIIN	Page No.	NIIN	Page No.	NIIN	Page No.		Page No.
00-542-2599	3-326	00-542-2718	3-343	00-543-1154	3-34	00-550-4117	3-349
00-542-2600	3-326	00-542-2719	3-343	00-543-3378	3-264	00-550-4118	3-349
00-542-2602	3-326	00-542-2720	3-343	00-543-4041	3-107	00-550-4121	3-349
00-542-2603	3-326	00-542-2721	3-343	00-543-4384	3-188	00-550-7124	3-157
00-542-2604	3-326	00-542-2722	3-343	00-543-6492	3-174	00-550-7125	3-157
00-542-2605	3-326	00-542-2723	3-343	00-543-6646	3-245	00-550-7126	3-157
00-542-2606	3-326	00-542-2724	3-343	00-543-6647	3-245	00-550-7127	3-157
00-542-2607	3-326	00-542-2725	3-343	00-543-6648	3-245	00-550-7129	3-157
00-542-2608	3-326	00-542-2727	3-343	00-543-7149	3-161	00-550-7592	3-135
00-542-2609	3-326	00-542-2728	3-343	00-543-7169	3-195	00-550-7814	3-157
00-542-2610	3-326	00-542-2729	3-343	00-543-7219	3-269	00-550-8359	3-182
00-542-2611	3-326	00-542-2730	3-343	00-543-7220	3-273	00-550-8446	3-152
00-542-2614	3-326	00-542-2731	3-343	00-543-7415	3-105	00-550-8448	3-152
00-542-2615	3-326	00-542-2732	3-343	00-543-7699	3-203	00-550-8484	3-201
00-542-2617	3-326	00-542-2733	3-343	00-543-7777	3-255	00-550-8833	3-55
00-542-2618	3-326	00-542-2735	3-348	00-543-7778	3-255	00-550-8835	3-192
00-542-2619	3-326	00-542-2740	3-348	00-543-7779	3-255	00-550-8876	3-55
00-542-2621	3-326	00-542-2743	3-348	00-543-7938	3-210	00-550-9111	3-167
00-542-2622	3-326	00-542-2745	3-346	00-544-1529	3-103	00-550-9120	3-167
00-542-2623	3-326	00-542-2746	3-345	00-545-3163	3-87	00-550-9123	3-167
00-542-2625	3-336	00-542-2747	3-345	00-546-8637	3-186	00-550-9124	3-167
00-542-2626	3-336	00-542-2748	3-345	00-547-0655	3-131	00-551-0276	3-289
00-542-2628	3-336	00-542-2749	3-345	00-547-2128	3-290	00-551-0463	3-286
00-542-2629	3-336	00-542-2751	3-345	00-548-0081	3-54	00-551-2203	3-209
00-542-2630	3-336	00-542-2752	3-345	00-548-0082	3-53	00-551-2446	3-25
00-542-2631	3-336	00-542-2753	3-345	00-548-0107	3-65	00-551-3019	3-291
00-542-2634	3-336	00-542-2754	3-345	00-548-0125	3-55	00-551-3128	3-291
00-542-2636	3-336	00-542-2757	3-348	00-548-0187	3-55	00-551-3827	3-291
00-542-2637	3-336	00-542-2758	3-346	00-548-0188	3-55	00-551-8332	3-280
00-542-2638	3-336	00-542-2759	3-346	00-548-0214	3-59	00-551-8474	3-157
00-542-2692	3-343	00-542-2760	3-346	00-548-0222	3-53	00-551-9816	3-157
00-542-2694	3-343	00-542-2765	3-347	00-548-0227	3-53	00-551-9817	3-157
00-542-2695	3-343	00-542-2819	3-326	00-548-0385	3-63	00-551-9818	3-157
00-542-2696	3-343	00-542-3359	3-193	00-548-0428	3-59	00-551-9819	3-157
00-542-2697	3-343	00-542-4484	3-308	00-548-0598	3-53	00-551-9820	3-157
00-542-2698	3-343	00-542-4512	3-348	00-548-0601	3-59	00-551-9821	3-157
00-542-2699	3-343	00-542-4522	3-290	00-548-1268	3-47	00-551-9822	3-157
00-542-2700	3-343	00-542-4528	3-322	00-548-2040	3-64	00-551-9823	3-157
00-542-2701	3-343	00-542-4529	3-322	00-548-3125	3-7	00-551-9824	3-157
00-542-2702	3-343	00-542-4530	3-322	00-548-3126	3-6	00-551-9825	3-157
00-542-2704	3-343	00-542-4531	3-322	00-548-3992	3-67	00-553-0879	3-58
00-542-2705	3-343	00-542-4532	3-322	00-548-9165	3-9	00-553-1038	3-72
00-542-2706	3-343	00-542-4601	3-333	00-548-9956	3-7	00-553-1076	3-57
00-542-2707	3-343	00-542-4676	3-329	00-549-0032	3-7	00-553-5102	3-10
00-542-2708	3-343	00-542-4704	3-338	00-549-4904	3-25	00-553-6957	3-7
00-542-2709	3-343	00-542-4705	3-338	00-549-5982	3-25	00-553-8891	3-70
00-542-2710	3-343	00-542-4832	3-334	00-549-6581	3-23	00-554-0100	3-294
00-542-2711	3-343	00-542-4937	3-327	00-550-4108	3-349	00-554-0871	3-308
00-542-2713	3-343	00-542-6393	3-58	00-550-4109	3-349	00-554-0873	3-308
00-542-2714	3-343	00-542-6571	3-70	00-550-4112	3-349	00-554-0874	3-308
00-542-2715	3-343	00-542-9605	3-1	00-550-4113	3-349	00-554-0891	3-313
00-542-2716	3-343	00-543-0008	3-10	00-550-4114	3-349	00-554-0909	3-308
00-542-2717	3-343	00-543-0673	3-7	00-550-4116	3-349	00-554-0913	3-308

NIIN Cross Reference Index

NIIN	Page No.	NIIN	Page No.	NIIN	Page No.	NIIN	Page No.
00-554-0915	3-308	00-555-4932	3-337	00-559-0389	3-182	00-577-5330	3-137
00-554-0917	3-308	00-555-4933	3-337	00-559-0438	3-182	00-577-5877	3-257
00-554-0929	3-308	00-555-4934	3-337	00-559-0439	3-182	00-577-5878	3-257
00-554-0930	3-308	00-555-5169	3-295	00-559-1335	3-235	00-577-5879	3-258
00-554-0931	3-308	00-555-5170	3-295	00-559-1336	3-235	00-577-8450	3-70
00-554-0987	3-298	00-555-5172	3-300	00-559-1337	3-235	00-577-8455	3-70
00-554-1286	3-293	00-555-5182	3-295	00-559-1338	3-235	00-577-8487	3-7
00-554-1420	3-296	00-555-5183	3-295	00-559-1339	3-235	00-577-8677	3-21
00-554-1678	3-323	00-555-5188	3-300	00-559-1340	3-235	00-578-3648	3-8
00-554-3551	3-299	00-555-5194	3-300	00-559-2168	3-280	00-578-3666	3-35
00-554-3553	3-297	00-555-5197	3-300	00-559-3051	3-196	00-578-6254	3-39
00-554-3554	3-297	00-555-5970	3-344	00-559-3071	3-270		3-42
00-554-3557	3-294	00-555-6067	3-330	00-559-3261	3-106	00-578-6600	3-49
00-554-3898	3-290	00-555-6347	3-71	00-559-3267	3-106	00-578-6636	3-70
00-554-4912	3-300	00-555-8177	3-294	00-559-5045	3-209	00-578-6820	3-69
00-554-4915	3-300	00-555-8179	3-310	00-559-5211	3-211	00-578-7401	3-64
00-554-4917	3-300	00-555-8377	3-304	00-559-5613	3-237	00-578-7547	3-63
00-554-4921	3-300	00-555-8648	3-296	00-559-7364	3-125	00-578-7548	3-63
00-554-4930	3-300	00-555-9512	3-297	00-559-9481	3-175	00-578-8516	3-31
00-554-4931	3-300	00-555-9514	3-304	00-559-9842	3-182	00-578-9364	3-35
00-554-4935	3-300	00-555-9516	3-304	00-559-9843	3-182	00-579-2751	3-151
00-554-4936	3-300	00-555-9518	3-304	00-559-9996	3-199	00-579-3303	3-141
00-554-4937	3-300	00-555-9519	3-304	00-560-8758	3-187	00-579-6362	3-281
00-554-4939	3-300	00-555-9520	3-304	00-563-4527	3-281	00-579-6487	3-205
00-554-4986	3-346	00-555-9521	3-304	00-563-7518	3-130	00-579-6489	3-205
00-554-5255	3-300	00-555-9523	3-304	00-564-6680	3-35	00-579-6491	3-205
00-554-5259	3-300	00-555-9529	3-304	00-565-5153	3-18	00-579-8451	3-195
00-554-5449	3-300	00-555-9534	3-304	00-566-1588	3-95	00-579-9053	3-157
00-554-5451	3-300	00-555-9538	3-297	00-566-5651	3-21	00-580-0158	3-94
00-554-5454	3-300	00-555-9539	3-304	00-568-1056	3-291	00-580-0971	3-296
00-554-9159	3-294	00-555-9541	3-304	00-568-3148	3-21	00-580-1205	3-250
00-554-9161	3-301	00-555-9543	3-304	00-569-5854	3-70	00-580-1206	3-250
00-554-9163	3-329	00-556-0144	3-14	00-569-9501	3-75	00-580-3084	3-281
00-554-9170	3-337	00-556-0412	3-35	00-569-9502	3-75	00-580-3488	3-90
00-554-9176	3-337	00-556-8655	3-68	00-571-0563	3-299	00-580-5467	3-312
00-554-9179	3-337	00-557-2647	3-5	00-571-3242	3-9	00-580-5468	3-312
00-554-9968	3-304	00-557-3065	3-70	00-573-1502	3-192	00-580-5476	3-313
00-554-9970	3-304	00-557-3668	3-39	00-574-2872	3-287	00-580-5487	3-297
00-554-9996	3-348		3-41	00-575-2243	3-126	00-580-5506	3-313
00-555-0059	3-300	00-557-5033	3-6	00-575-5985	3-185	00-580-5669	3-295
00-555-0816	3-347	00-557-6057	3-6	00-576-4613	3-131	00-580-6236	3-336
00-555-0819	3-347	00-557-7471	3-62	00-576-4614	3-131	00-580-6237	3-336
00-555-0824	3-348		3-70	00-577-3357	3-70	00-580-6338	3-344
00-555-2317	3-152	00-557-8137	3-57	00-577-3425	3-69	00-580-6523	3-337
00-555-3054	3-89	00-558-0457	3-288	00-577-3427	3-69	00-580-6546	3-336
00-555-3222	3-346	00-558-1111	3-175	00-577-3430	3-69	00-580-6548	3-336
00-555-3580	3-311	00-558-1487	3-161	00-577-4228	3-110	00-580-6551	3-312
00-555-3586	3-309	00-558-1501	3-160	00-577-4241	3-272	00-580-6557	3-311
00-555-4686	3-335	00-558-1641	3-203	00-577-4376	3-165	00-580-6698	3-339
00-555-4709	3-300	00-558-1834	3-49	00-577-4744	3-173	00-580-6702	3-338
00-555-4913	3-300	00-558-2113	3-154	00-577-4745	3-173	00-580-6854	3-327
00-555-4927	3-300	00-558-2115	3-154	00-577-4747	3-173	00-580-6879	3-335
00-555-4931	3-337	00-558-7026	3-180	00-577-4748	3-173	00-580-6886	3-282

NIIN Cross Reference Index

<u>NIIN</u>	<u>Page No.</u>	<u>NIIN</u>	<u>Page No.</u>	<u>NIIN</u>	<u>Page No.</u>	<u>NIIN</u>	<u>Page No.</u>
00-580-7245	3-344	00-585-7202	3-342	00-596-1966	3-294	00-596-2310	3-301
00-580-7252	3-344	00-585-8761	3-281	00-596-1968	3-294	00-596-2312	3-301
00-580-7851	3-309	00-590-1878	3-161	00-596-1975	3-347	00-596-2313	3-301
00-580-7855	3-309	00-590-2928	3-13	00-596-2004	3-333	00-596-2315	3-296
00-580-8890	3-281	00-591-1359	3-250	00-596-2008	3-334	00-596-2316	3-296
00-580-8896	3-281	00-591-1952	3-93	00-596-2015	3-296	00-596-2323	3-301
00-580-8898	3-281	00-594-2887	3-21	00-596-2019	3-301	00-596-2348	3-297
00-580-8900	3-281	00-594-7138	3-70	00-596-2020	3-301	00-596-2392	3-339
00-580-9651	3-99	00-595-6706	3-346	00-596-2023	3-301	00-596-2414	3-325
00-581-1625	3-49	00-595-6864	3-330	00-596-2024	3-301	00-596-2418	3-325
00-581-3856	3-9	00-595-8200	3-321	00-596-2025	3-300	00-596-2442	3-308
00-581-6123	3-5	00-595-8486	3-346	00-596-2027	3-300	00-596-2632	3-300
00-581-6504	3-5	00-595-8505	3-342	00-596-2028	3-300	00-596-2753	3-348
00-581-7957	3-15	00-595-8549	3-342	00-596-2029	3-300	00-596-2834	3-344
00-582-4201	3-151	00-595-8624	3-344	00-596-2030	3-300	00-596-2916	3-342
00-582-4772	3-157	00-595-8674	3-347	00-596-2031	3-300	00-596-2971	3-342
00-582-5480	3-271	00-595-8716	3-342	00-596-2032	3-300	00-596-3123	3-347
00-582-9147	3-338	00-595-9590	3-342	00-596-2033	3-300	00-596-3196	3-346
00-583-3334	3-70	00-596-1385	3-344	00-596-2034	3-300	00-596-3350	3-327
00-583-3668	3-68	00-596-1402	3-301	00-596-2035	3-303	00-596-3351	3-327
00-583-9349	3-58	00-596-1403	3-296	00-596-2036	3-300	00-596-3382	3-327
00-583-9610	3-71	00-596-1404	3-296	00-596-2041	3-296	00-596-3383	3-327
00-584-0610	3-205	00-596-1405	3-301	00-596-2045	3-303	00-596-3384	3-327
00-584-2489	3-154	00-596-1407	3-301	00-596-2046	3-303	00-596-3412	3-327
00-584-2490	3-154	00-596-1409	3-301	00-596-2053	3-301	00-596-3419	3-331
00-584-2491	3-154	00-596-1410	3-301	00-596-2054	3-301	00-596-3420	3-331
00-584-2492	3-154	00-596-1622	3-295	00-596-2055	3-301	00-596-3421	3-330
00-584-2560	3-271	00-596-1633	3-293	00-596-2057	3-301	00-596-3441	3-322
00-584-2698	3-205	00-596-1634	3-293	00-596-2058	3-301	00-596-3444	3-303
00-584-3041	3-110	00-596-1653	3-294	00-596-2059	3-301	00-596-3468	3-329
00-584-3129	3-111	00-596-1658	3-293	00-596-2060	3-301	00-596-3469	3-329
00-584-3134	3-269	00-596-1659	3-294	00-596-2063	3-301	00-596-3481	3-322
00-584-4298	3-107	00-596-1660	3-294	00-596-2065	3-301	00-596-3482	3-322
00-584-9163	3-279	00-596-1662	3-294	00-596-2066	3-301	00-596-3483	3-322
00-585-2028	3-337	00-596-1663	3-294	00-596-2067	3-301	00-596-3495	3-321
00-585-2042	3-322	00-596-1664	3-294	00-596-2068	3-301	00-596-3498	3-321
00-585-2047	3-294	00-596-1669	3-294	00-596-2072	3-339	00-596-3499	3-321
00-585-2049	3-335	00-596-1671	3-294	00-596-2076	3-339	00-596-3505	3-323
00-585-2217	3-290	00-596-1695	3-305	00-596-2091	3-339	00-596-3524	3-322
00-585-2218	3-290	00-596-1696	3-305	00-596-2169	3-295	00-596-3525	3-322
00-585-2219	3-290	00-596-1726	3-313	00-596-2170	3-300	00-596-3527	3-322
00-585-2714	3-337	00-596-1727	3-310	00-596-2172	3-300	00-596-3541	3-339
00-585-2715	3-337	00-596-1760	3-313	00-596-2174	3-300	00-596-3546	3-339
00-585-2717	3-337	00-596-1761	3-312	00-596-2198	3-295	00-596-3553	3-295
00-585-2718	3-337	00-596-1763	3-312	00-596-2226	3-301	00-596-3564	3-303
00-585-2720	3-337	00-596-1764	3-312	00-596-2241	3-299	00-596-3565	3-303
00-585-2721	3-337	00-596-1765	3-312	00-596-2251	3-301	00-596-3568	3-296
00-585-2801	3-337	00-596-1855	3-315	00-596-2254	3-301	00-596-3569	3-296
00-585-2802	3-337	00-596-1857	3-316	00-596-2279	3-303	00-596-3570	3-303
00-585-2803	3-337	00-596-1899	3-308	00-596-2280	3-303	00-596-3573	3-296
00-585-5678	3-97	00-596-1944	3-308	00-596-2295	3-303	00-596-3574	3-303
00-585-6836	3-293	00-596-1945	3-308	00-596-2297	3-303	00-596-3575	3-303
00-585-6987	3-295	00-596-1956	3-310	00-596-2309	3-303	00-596-3576	3-296

NIIN Cross Reference Index

<u>NIIN</u>	<u>Page No.</u>	<u>NIIN</u>	<u>Page No.</u>	<u>NIIN</u>	<u>Page No.</u>	<u>NIIN</u>	<u>Page No.</u>
00-596-3577	3-303	00-596-9649	3-294	00-606-8366	3-261	00-618-4570	3-289
00-596-3578	3-303	00-596-9838	3-294	00-607-0897	3-269	00-618-4623	3-282
00-596-3579	3-303	00-597-2353	3-197	00-608-4216	3-241	00-618-5461	3-344
00-596-3580	3-303	00-597-3608	3-106	00-608-7814	3-49	00-618-5462	3-322
00-596-3591	3-303	00-597-4759	3-183	00-610-2860	3-289	00-618-5516	3-289
00-596-3596	3-301	00-597-4761	3-182	00-610-4172	3-241	00-618-5517	3-289
00-596-3598	3-301	00-597-4762	3-182	00-610-7171	3-241	00-618-6951	3-330
00-596-3608	3-301	00-597-4763	3-182	00-610-9526	3-241	00-618-6952	3-310
00-596-3642	3-295	00-597-4764	3-182	00-611-0416	3-241	00-618-7214	3-282
00-596-3734	3-301	00-597-4767	3-181	00-611-8747	3-250	00-618-7215	3-282
00-596-3743	3-295	00-597-4768	3-181	00-611-8774	3-250	00-618-7331	3-336
00-596-3746	3-300	00-597-4770	3-182	00-611-8778	3-250	00-618-7542	3-312
00-596-3747	3-300	00-597-4784	3-182	00-611-8782	3-250	00-618-7543	3-312
00-596-3766	3-338	00-597-5301	3-182	00-612-4000	3-164	00-618-7724	3-312
00-596-3767	3-338	00-597-5367	3-185	00-615-3781	3-7	00-618-7726	3-311
00-596-3784	3-337	00-597-6015	3-264	00-615-7625	3-11	00-618-7727	3-311
00-596-3786	3-336	00-597-6098	3-105	00-615-9376	3-18	00-618-7736	3-310
00-596-3787	3-336	00-597-7856	3-180	00-616-0020	3-207	00-618-8107	3-283
00-596-3788	3-336	00-597-8225	3-180	00-616-0022	3-207	00-618-8926	3-297
00-596-3791	3-336	00-597-8226	3-180	00-616-0079	3-211	00-619-7714	3-153
00-596-3792	3-337	00-597-8234	3-179	00-616-0997	3-139	00-619-8880	3-165
00-596-3793	3-337	00-598-2911	3-273	00-616-0998	3-139	00-619-8929	3-181
00-596-3794	3-337	00-598-4080	3-182	00-616-1000	3-139	00-619-9162	3-171
00-596-3859	3-301	00-598-5915	3-186	00-616-2373	3-99	00-621-1819	3-116
00-596-3861	3-301	00-598-6097	3-206	00-616-9183	3-109	00-621-1820	3-116
00-596-3865	3-296	00-598-6600	3-108	00-616-9191	3-187	00-623-3618	3-72
00-596-3868	3-301	00-598-7316	3-107	00-616-9576	3-263	00-624-2155	3-249
00-596-3875	3-301	00-598-8087	3-197	00-617-0268	3-57	00-624-2333	3-249
00-596-3876	3-301	00-598-9397	3-48	00-617-0472	3-59	00-624-2655	3-249
00-596-3879	3-301	00-599-6666	3-285	00-617-0565	3-54	00-624-2726	3-249
00-596-3886	3-301	00-599-7431	3-286	00-617-0947	3-57	00-624-2727	3-249
00-596-3938	3-301	00-599-7689	3-281	00-617-0994	3-70	00-624-2746	3-249
00-596-3960	3-303	00-599-7753	3-187	00-617-1488	3-71	00-624-2751	3-249
00-596-5101	3-296	00-599-8880	3-83	00-617-1717	3-69	00-624-2756	3-249
00-596-5973	3-251	00-599-9521	3-289	00-617-1718	3-69	00-624-2760	3-249
00-596-6289	3-297	00-600-6075	3-49	00-617-1719	3-72	00-624-2764	3-249
00-596-8124	3-301	00-600-8661	3-93	00-617-1740	3-69	00-624-2797	3-249
00-596-8546	3-327	00-601-0792	3-234	00-618-0133	3-58	00-624-2839	3-249
00-596-8886	3-325	00-601-0793	3-234	00-618-0257	3-323	00-624-2905	3-249
00-596-8912	3-327	00-601-0794	3-234	00-618-0263	3-291	00-624-2918	3-249
00-596-8921	3-325	00-601-0797	3-234	00-618-1783	3-205	00-624-2980	3-249
00-596-8954	3-297	00-601-0801	3-234	00-618-1822	3-94	00-624-2983	3-249
00-596-8965	3-297	00-601-0802	3-234	00-618-2122	3-281	00-624-3135	3-249
00-596-8971	3-298	00-601-6894	3-241	00-618-3180	3-279	00-624-3187	3-249
00-596-9063	3-297	00-601-6903	3-241	00-618-3534	3-281	00-624-3188	3-249
00-596-9068	3-297	00-601-6904	3-241	00-618-3535	3-281	00-624-3197	3-249
00-596-9077	3-305	00-601-6939	3-241	00-618-3541	3-281	00-624-3198	3-249
00-596-9092	3-303	00-601-7056	3-241	00-618-3545	3-281	00-624-3249	3-249
00-596-9108	3-297	00-602-0039	3-187	00-618-3548	3-281	00-624-3256	3-249
00-596-9138	3-327	00-602-7071	3-241	00-618-3589	3-312	00-624-3313	3-249
00-596-9636	3-294	00-602-8055	3-163	00-618-3596	3-281	00-624-3315	3-249
00-596-9646	3-294	00-603-3913	3-94	00-618-4233	3-337	00-624-3362	3-249
00-596-9648	3-294	00-604-0263	3-241	00-618-4239	3-337	00-624-3429	3-249

NIIN Cross Reference Index

<u>NIIN</u>	<u>Page No.</u>	<u>NIIN</u>	<u>Page No.</u>	<u>NIIN</u>	<u>Page No.</u>	<u>NIIN</u>	<u>Page No.</u>
00-624-3464	3-249	00-634-5278	3-240	00-640-4447	3-327	00-643-1310	3-43
00-624-3477	3-249	00-634-5352	3-153	00-640-4449	3-327	00-643-1311	3-43
00-624-3478	3-249	00-634-6555	3-135	00-640-4454	3-327	00-643-2076	3-63
00-624-3673	3-249	00-634-8116	3-282	00-640-4456	3-327	00-643-2077	3-63
00-624-3717	3-249	00-634-8631	3-281	00-640-4461	3-327	00-643-2169	3-56
00-624-7663	3-21	00-634-8635	3-281	00-640-4463	3-327	00-643-3486	3-61
00-625-3901	3-55	00-635-1969	3-56	00-640-4465	3-327	00-643-3562	3-62
00-627-3717	3-14	00-635-4643	3-70	00-640-4605	3-336	00-643-3661	3-62
00-629-0273	3-157	00-635-4700	3-57	00-640-4609	3-335	00-643-4532	3-71
00-629-8368	3-222	00-635-4998	3-62	00-640-4610	3-336	00-644-0110	3-35
00-630-3835	3-336	00-635-8817	3-54	00-640-4611	3-330	00-644-8648	3-25
00-630-3837	3-310	00-635-8819	3-54	00-640-4632	3-334	00-646-4585	3-9
00-630-3839	3-310	00-635-8820	3-54	00-640-4633	3-338	00-646-4621	3-11
00-630-3841	3-310	00-635-9798	3-72	00-640-4640	3-312	00-646-4623	3-8
00-630-5976	3-335	00-636-0679	3-14	00-640-4851	3-299	00-646-4628	3-8
00-632-9840	3-168	00-636-0957	3-7	00-640-4856	3-299	00-646-4629	3-8
00-633-0123	3-6	00-636-0963	3-9	00-640-4864	3-299	00-646-4630	3-8
00-633-6886	3-53	00-636-0964	3-9	00-640-4865	3-299	00-646-4631	3-8
00-633-6887	3-53	00-636-4713	3-7	00-640-4867	3-299	00-646-4632	3-8
00-633-8774	3-169	00-637-2831	3-342	00-640-4876	3-299	00-646-4634	3-8
00-633-8904	3-136	00-637-6142	3-116	00-640-4877	3-299	00-646-4635	3-8
00-633-8905	3-137	00-640-2311	3-335	00-640-4924	3-336	00-646-4636	3-8
00-633-9274	3-169	00-640-4076	3-336	00-640-4949	3-310	00-652-1559	3-291
	3-173	00-640-4141	3-309	00-640-4960	3-299	00-652-1579	3-291
00-633-9906	3-173	00-640-4144	3-309	00-640-4963	3-299	00-652-1583	3-291
00-634-0133	3-126	00-640-4146	3-309	00-640-4967	3-299	00-655-4547	3-148
00-634-0205	3-233	00-640-4149	3-309	00-640-4973	3-299	00-655-5203	3-137
00-634-0209	3-155	00-640-4198	3-309	00-640-4976	3-299	00-655-5254	3-148
00-634-0216	3-121	00-640-4199	3-309	00-640-9191	3-286	00-655-5255	3-148
00-634-0235	3-154	00-640-4201	3-310	00-641-0189	3-97	00-655-5290	3-173
00-634-0265	3-209	00-640-4203	3-310	00-641-0426	3-177	00-655-5535	3-248
00-634-1358	3-156	00-640-4204	3-310	00-641-0427	3-177	00-655-5536	3-248
00-634-1549	3-157	00-640-4205	3-310	00-641-3200	3-84	00-655-5537	3-248
00-634-1601	3-121	00-640-4206	3-310	00-641-3207	3-83	00-655-5538	3-248
00-634-1692	3-209	00-640-4210	3-335	00-641-3512	3-83	00-655-5539	3-248
00-634-1785	3-164	00-640-4235	3-311	00-641-3529	3-83	00-655-5540	3-248
00-634-1995	3-136	00-640-4236	3-311	00-641-3531	3-84	00-655-5541	3-248
00-634-1996	3-127	00-640-4272	3-336	00-641-4517	3-147	00-655-5542	3-248
00-634-2408	3-173	00-640-4273	3-335	00-641-4519	3-147	00-655-5543	3-248
00-634-2410	3-234	00-640-4274	3-335	00-641-4520	3-147	00-655-5544	3-248
00-634-2463	3-152	00-640-4290	3-294	00-641-4523	3-147	00-655-5548	3-248
00-634-2863	3-143	00-640-4324	3-335	00-641-4576	3-147	00-655-5549	3-248
00-634-2941	3-158	00-640-4326	3-335	00-641-4587	3-147	00-655-5550	3-248
00-634-4494	3-137	00-640-4407	3-305	00-641-4590	3-147	00-655-5551	3-248
00-634-4658	3-237	00-640-4412	3-298	00-641-4592	3-147	00-655-5552	3-248
00-634-4660	3-237	00-640-4413	3-298	00-641-6050	3-146	00-655-5553	3-248
00-634-4675	3-162	00-640-4414	3-298	00-641-7084	3-279	00-655-5554	3-248
00-634-4794	3-235	00-640-4416	3-305	00-641-7089	3-285	00-655-5555	3-248
00-634-4800	3-143	00-640-4419	3-305	00-641-8550	3-264	00-655-5556	3-248
	3-149	00-640-4442	3-327	00-641-8551	3-264	00-655-5557	3-248
00-634-5023	3-233	00-640-4444	3-325	00-641-8952	3-146	00-655-5558	3-248
00-634-5026	3-237	00-640-4445	3-325	00-643-0687	3-70	00-655-5559	3-248
00-634-5110	3-156	00-640-4446	3-327	00-643-1309	3-43	00-655-5560	3-248

NIIN Cross Reference Index

<u>NIIN</u>	<u>Page No.</u>	<u>NIIN</u>	<u>Page No.</u>	<u>NIIN</u>	<u>Page No.</u>	<u>NIIN</u>	<u>Page No.</u>
00-655-5561	3-248	00-665-0513	3-9	00-682-6492	3-182	00-684-4597	3-336
00-655-5562	3-248	00-665-2881	3-6	00-682-6495	3-182	00-684-4598	3-309
00-655-5563	3-248	00-669-5551	3-47	00-682-6496	3-182	00-684-4599	3-309
00-655-5564	3-248	00-669-6472	3-58	00-682-6497	3-182	00-684-4600	3-309
00-656-0875	3-350	00-669-6859	3-8	00-682-6498	3-182	00-684-4668	3-333
00-656-0879	3-139	00-669-8979	3-5	00-682-6499	3-182	00-684-4696	3-311
00-656-1186	3-291	00-669-8984	3-9	00-682-6500	3-182	00-684-4841	3-294
00-656-1426	3-187	00-669-9382	3-9	00-682-6501	3-182	00-684-4843	3-294
00-656-1434	3-217	00-669-9383	3-9	00-682-6502	3-182	00-684-4919	3-330
00-656-1435	3-217	00-670-8553	3-188	00-682-6512	3-172	00-684-5200	3-89
00-656-1436	3-217	00-670-8556	3-188	00-682-6575	3-235	00-684-6053	3-303
00-656-1437	3-217	00-671-1143	3-92	00-682-6576	3-235	00-684-6055	3-335
00-656-1438	3-217	00-673-9992	3-220	00-682-6577	3-235	00-684-6064	3-337
00-656-1446	3-217	00-674-5879	3-11	00-682-6673	3-235	00-684-6069	3-312
00-656-1447	3-217	00-674-5880	3-11	00-682-6674	3-235	00-684-6159	3-294
00-656-1448	3-217	00-677-6213	3-291	00-682-6710	3-174	00-684-6164	3-311
00-656-1494	3-291	00-677-9564	3-291	00-682-6741	3-265	00-684-6315	3-344
00-656-1596	3-109	00-678-0299	3-87	00-682-6786	3-236	00-684-6316	3-344
00-657-1527	3-21	00-678-0717	3-291	00-682-6803	3-209	00-684-6322	3-347
00-657-4959	3-271	00-679-5655	3-185	00-682-6839	3-109	00-684-6409	3-327
00-658-3045	3-64	00-680-0141	3-203	00-682-6842	3-109	00-684-6422	3-337
00-660-0027	3-109	00-680-0617	3-257	00-682-6860	3-217	00-684-6443	3-296
00-660-0526	3-149	00-680-0702	3-257	00-682-6862	3-174	00-684-6481	3-305
00-660-3633	3-25	00-680-0703	3-257	00-682-6867	3-106	00-684-6482	3-304
00-660-4296	3-21	00-680-0705	3-257	00-683-0560	3-70	00-684-7600	3-325
00-660-5389	3-7	00-680-0862	3-138	00-683-0723	3-68	00-684-7607	3-334
00-660-8054	3-48	00-680-0863	3-142	00-683-0725	3-72	00-684-8181	3-71
00-660-8467	3-71	00-680-0865	3-137	00-683-2814	3-17	00-684-8733	3-217
00-661-0530	3-9	00-680-2233	3-115	00-683-4628	3-25	00-684-8784	3-157
00-663-0031	3-164	00-680-2395	3-157	00-683-4730	3-25	00-684-8803	3-157
00-663-1770	3-270	00-680-2450	3-157	00-683-6567	3-9	00-685-0913	3-275
00-663-7004	3-291	00-680-2471	3-157	00-683-9024	3-327	00-685-0915	3-187
00-663-8093	3-97	00-680-2630	3-146	00-683-9112	3-312	00-685-3908	3-168
00-663-9415	3-114	00-680-2635	3-139	00-683-9274	3-312	00-685-3909	3-168
00-664-0047	3-269	00-680-2636	3-138	00-683-9278	3-312	00-685-3910	3-168
00-664-0111	3-269	00-680-2758	3-141	00-683-9280	3-312	00-685-3912	3-168
00-664-1403	3-113	00-680-2762	3-135	00-683-9281	3-312	00-685-4239	3-168
00-664-1414	3-178	00-680-2770	3-148	00-683-9282	3-311	00-685-4242	3-168
00-664-3657	3-180	00-680-8296	3-168	00-683-9287	3-311	00-685-4243	3-168
00-664-4019	3-188	00-680-8297	3-168	00-683-9294	3-312	00-685-4963	3-157
00-664-4318	3-192	00-681-4439	3-15	00-684-0666	3-289	00-685-5330	3-137
00-664-4449	3-273	00-681-5722	3-8	00-684-0868	3-289	00-685-5393	3-181
00-664-4667	3-83	00-681-5999	3-272	00-684-0872	3-286	00-685-5394	3-181
00-664-4954	3-188	00-681-6464	3-7	00-684-0929	3-321	00-686-0025	3-7
00-664-4959	3-116	00-681-8570	3-61	00-684-0973	3-294	00-686-0301	3-7
00-664-6146	3-185	00-682-2445	3-25	00-684-0982	3-294	00-686-2665	3-7
00-664-6518	3-273	00-682-3411	3-68	00-684-0983	3-294	00-686-4499	3-39
00-664-6910	3-175	00-682-3423	3-63	00-684-1431	3-337		3-41
00-664-7062	3-107	00-682-6422	3-185	00-684-4387	3-333	00-686-4999	3-58
00-664-7077	3-178	00-682-6435	3-116	00-684-4550	3-337	00-686-9204	3-11
00-664-7088	3-178	00-682-6489	3-182	00-684-4557	3-299	00-686-9514	3-7
00-664-7483	3-175	00-682-6490	3-182	00-684-4561	3-310	00-686-9515	3-9
00-664-9067	3-116	00-682-6491	3-182	00-684-4566	3-310	00-686-9548	3-7

NIIN Cross Reference Index

<u>NIIN</u>	<u>Page No.</u>	<u>NIIN</u>	<u>Page No.</u>	<u>NIIN</u>	<u>Page No.</u>	<u>NIIN</u>	<u>Page No.</u>
00-687-1687	3-21	00-720-0673	3-344	00-725-3556	3-53		3-183
00-687-1896	3-15	00-720-0674	3-344	00-725-4236	3-197	00-753-4937	3-272
00-687-2664	3-153	00-720-0675	3-344	00-725-7092	3-49		3-272
00-687-4241	3-274	00-720-0676	3-344	00-726-1045	3-348	00-753-4963	3-111
00-687-4409	3-148	00-720-0680	3-344	00-726-5607	3-195	00-753-4993	3-106
00-687-7904	3-111	00-720-0683	3-346	00-726-6763	3-32	00-753-5004	3-187
00-687-9106	3-148	00-720-0731	3-337	00-726-7944	3-105	00-753-5006	3-187
00-688-4085	3-9	00-720-1152	3-295	00-727-2457	3-70	00-753-5007	3-187
00-688-4086	3-9	00-720-1320	3-342	00-728-1167	3-172	00-753-5008	3-187
00-688-5301	3-67	00-720-1324	3-342	00-728-2887	3-191	00-753-5009	3-187
00-688-7857	3-283	00-720-1326	3-342	00-728-5761	3-160	00-753-5010	3-187
00-689-4223	3-342	00-720-1328	3-342	00-728-5805	3-20	00-753-5059	3-272
00-689-5379	3-183	00-720-1782	3-342	00-728-6521	3-15	00-753-5060	3-272
00-689-5383	3-146	00-720-3801	3-347	00-729-4811	3-295	00-753-5150	3-173
00-689-5467	3-280	00-720-3884	3-344	00-729-5435	3-323	00-753-5242	3-172
00-690-1094	3-70	00-720-4243	3-346	00-729-5559	3-22	00-753-5372	3-283
00-690-1569	3-57	00-720-4465	3-289	00-729-5967	3-344	00-753-5565	3-143
00-690-2841	3-287	00-720-5535	3-167	00-730-6152	3-56	00-753-5567	3-217
00-691-1407	3-61	00-720-5536	3-167	00-731-6016	3-203	00-753-5937	3-248
00-691-1777	3-287	00-720-5541	3-167	00-731-9144	3-46	00-753-5938	3-248
00-698-2382	3-271	00-721-6055	3-111	00-734-5027	3-14	00-753-5939	3-248
00-699-9457	3-56	00-721-6530	3-138	00-735-0732	3-151	00-753-5940	3-248
00-700-3828	3-286	00-721-7277	3-348	00-738-2550	3-45	00-753-5941	3-248
00-701-2947	3-63	00-721-8499	3-137	00-738-6429	3-192	00-753-5942	3-248
00-701-9546	3-192	00-721-8570	3-269	00-741-5418	3-8	00-753-5943	3-248
00-702-3735	3-11	00-721-8592	3-176	00-752-2140	3-56	00-753-6115	3-267
00-702-4297	3-116	00-721-8884	3-174	00-752-2141	3-56	00-753-6116	3-267
00-702-5773	3-54	00-721-9003	3-147	00-752-2143	3-56	00-753-6117	3-267
00-703-9241	3-25	00-721-9360	3-182	00-752-2146	3-56	00-753-6144	3-267
00-707-8406	3-164	00-721-9646	3-182	00-752-2148	3-56	00-753-6527	3-209
00-708-9540	3-133	00-721-9650	3-182	00-752-2184	3-46	00-753-6550	3-237
00-708-9568	3-133	00-721-9657	3-182	00-752-6723	3-41	00-753-6551	3-237
00-708-9580	3-133	00-721-9725	3-205	00-752-8240	3-94	00-753-6552	3-237
00-710-8160	3-283	00-721-9726	3-333	00-752-9061	3-333	00-753-6553	3-237
00-710-8161	3-283	00-722-1584	3-294	00-752-9503	3-296	00-753-6554	3-237
00-712-3051	3-45	00-722-1591	3-294	00-753-2289	3-58	00-754-0063	3-271
00-712-3090	3-73	00-722-1771	3-5	00-753-2834	3-55	00-754-2554	3-159
00-714-3915	3-33	00-722-4894	3-9	00-753-2906	3-258	00-754-2591	3-197
00-715-1369	3-148	00-722-6467	3-71	00-753-2908	3-258	00-754-2595	3-270
00-717-1428	3-46	00-722-8574	3-92	00-753-2981	3-121	00-754-2685	3-193
00-717-6839	3-11	00-723-2746	3-187	00-753-3208	3-291	00-754-2689	3-155
00-717-8572	3-200	00-723-3378	3-68	00-753-3230	3-217	00-754-2692	3-205
00-719-4111	3-200	00-723-4554	3-7	00-753-3234	3-217	00-754-8895	3-9
	3-200	00-723-5343	3-187	00-753-4686	3-274	00-755-3235	3-8
00-720-0570	3-310	00-723-5344	3-187	00-753-4780	3-105	00-755-3656	3-9
00-720-0575	3-312	00-723-5345	3-187	00-753-4783	3-106	00-755-4643	3-32
00-720-0577	3-311	00-724-0551	3-205	00-753-4797	3-111	00-756-2289	3-305
00-720-0647	3-344	00-724-6175	3-283	00-753-4799	3-271	00-756-3524	3-69
00-720-0648	3-344	00-725-1468	3-197	00-753-4907	3-108	00-757-4122	3-305
00-720-0659	3-344	00-725-1470	3-197	00-753-4911	3-183	00-757-4145	3-305
00-720-0661	3-344	00-725-1471	3-197	00-753-4914	3-172	00-757-4155	3-305
00-720-0667	3-344	00-725-1474	3-197		3-183	00-757-8213	3-235
00-720-0670	3-344	00-725-2948	3-197	00-753-4915	3-172	00-758-7785	3-6

NIIN Cross Reference Index

<u>NIIN</u>	<u>Page No.</u>	<u>NIIN</u>	<u>Page No.</u>	<u>NIIN</u>	<u>Page No.</u>	<u>NIIN</u>	<u>Page No.</u>
00-759-0794	3-195	00-779-9595	3-193	00-782-5248	3-98	00-803-1444	3-22
00-759-0847	3-20	00-781-2916	3-53	00-782-5249	3-97	00-803-1445	3-22
00-759-9758	3-290	00-781-3859	3-136	00-782-5250	3-98	00-803-3044	3-323
00-761-2042	3-12	00-781-6760	3-39	00-782-6141	3-36	00-803-4570	3-18
00-761-8912	3-200		3-42	00-782-6179	3-12	00-803-5580	3-344
00-762-5866	3-23	00-781-6762	3-39	00-782-6220	3-158	00-803-5583	3-342
00-762-7186	3-24		3-42	00-782-6512	3-109		3-342
00-762-7671	3-263	00-781-6832	3-33	00-782-6715	3-240	00-803-8927	3-76
00-762-8807	3-187	00-781-7191	3-15	00-782-6716	3-240	00-804-3814	3-296
00-763-2242	3-49	00-781-7851	3-290	00-782-6717	3-240	00-804-6284	3-310
00-763-4548	3-157	00-781-9899	3-73	00-782-8955	3-33	00-804-9395	3-347
00-763-4839	3-8	00-782-1205	3-286	00-782-8958	3-33	00-805-0457	3-346
00-763-4895	3-67	00-782-2171	3-255	00-782-9410	3-285	00-805-0458	3-348
00-763-5793	3-43	00-782-2172	3-255	00-783-5713	3-53	00-805-0470	3-346
00-763-6842	3-89	00-782-2173	3-255	00-783-6519	3-64	00-805-0710	3-336
00-763-7744	3-71	00-782-2239	3-265		3-64	00-805-3605	3-339
00-763-8011	3-91	00-782-2637	3-109	00-784-0224	3-282	00-805-3607	3-339
00-763-9953	3-8	00-782-2641	3-109	00-784-0236	3-282	00-805-4187	3-297
00-764-2405	3-308	00-782-2691	3-111	00-784-0311	3-282	00-805-4188	3-297
00-764-2406	3-308	00-782-2740	3-116	00-785-5471	3-15	00-805-4836	3-21
00-764-2407	3-308	00-782-2751	3-209	00-786-2607	3-88	00-805-5988	3-344
00-764-2408	3-308	00-782-2808	3-239	00-787-7000	3-213	00-805-5989	3-347
00-764-2409	3-308	00-782-2809	3-235	00-787-8000	3-213	00-805-5993	3-347
00-764-2410	3-308	00-782-2810	3-235	00-788-5442	3-8	00-805-5995	3-344
00-764-2411	3-308		3-236	00-788-7399	3-63	00-805-8013	3-346
00-764-2412	3-308	00-782-2812	3-236	00-789-1749	3-288	00-805-8016	3-347
00-764-2413	3-308	00-782-2814	3-236	00-789-2455	3-152	00-805-8020	3-347
00-764-2414	3-308	00-782-2815	3-235	00-790-4846	3-54	00-806-1804	3-321
00-764-2417	3-308	00-782-2816	3-235	00-791-7943	3-291	00-806-3646	3-347
00-764-2418	3-308	00-782-2886	3-240	00-792-2306	3-291	00-806-3940	3-348
00-764-2419	3-308	00-782-2887	3-240	00-792-5094	3-237	00-806-7101	3-340
00-764-2422	3-308	00-782-2888	3-240	00-794-9959	3-45	00-806-9475	3-14
00-764-8237	3-70	00-782-2889	3-240	00-796-4444	3-129	00-807-3162	3-58
00-766-4269	3-151	00-782-2890	3-240	00-796-6240	3-68	00-807-3704	3-167
00-767-5709	3-164	00-782-2989	3-233	00-797-2585	3-71	00-807-5956	3-47
00-767-5756	3-164	00-782-3224	3-209	00-797-2650	3-71	00-807-9308	3-21
00-767-5758	3-164	00-782-3226	3-235	00-797-4370	3-69	00-808-3333	3-336
00-768-4388	3-11	00-782-3227	3-235		3-72	00-808-4466	3-63
00-768-4422	3-10	00-782-3228	3-235	00-797-7457	3-87	00-808-7325	3-46
00-769-0967	3-10	00-782-3229	3-235	00-797-8619	3-106	00-808-7909	3-70
00-770-2618	3-70	00-782-3468	3-217	00-798-7356	3-138	00-808-8342	3-9
00-772-5345	3-257		3-220	00-799-0611	3-133	00-808-9531	3-110
00-772-5800	3-170	00-782-3520	3-213	00-799-7480	3-7	00-808-9988	3-340
00-773-7581	3-196	00-782-3778	3-173	00-799-8578	3-5	00-809-0970	3-7
00-774-6562	3-199	00-782-3930	3-109	00-800-0996	3-166	00-809-0972	3-7
00-775-2273	3-8	00-782-3936	3-199	00-801-0482	3-157	00-809-4274	3-57
00-775-7994	3-11	00-782-5230	3-97	00-801-4614	3-49	00-809-7802	3-8
00-776-5920	3-64	00-782-5234	3-97	00-801-5941	3-70	00-810-1937	3-136
00-777-6473	3-12	00-782-5235	3-98	00-801-7411	3-35	00-810-4498	3-346
00-777-6490	3-12	00-782-5236	3-97	00-802-0666	3-15	00-811-1005	3-334
00-778-7312	3-10	00-782-5241	3-98	00-802-8311	3-157	00-811-1617	3-209
00-778-7313	3-10	00-782-5244	3-97	00-802-9270	3-97	00-811-6967	3-330
00-779-8607	3-21	00-782-5247	3-97	00-803-0153	3-49	00-811-7730	3-7

NIIN Cross Reference Index

<u>NIIN</u>	<u>Page No.</u>	<u>NIIN</u>	<u>Page No.</u>	<u>NIIN</u>	<u>Page No.</u>	<u>NIIN</u>	<u>Page No.</u>
00-812-5287	3-10	00-820-0854	3-197	00-823-7060	3-247	00-826-3535	3-191
00-812-6445	3-90	00-820-6292	3-237	00-823-7061	3-247	00-826-4099	3-125
00-812-9169	3-93	00-820-6293	3-237	00-823-7062	3-247	00-826-4798	3-43
00-813-3127	3-279	00-820-6294	3-237	00-823-7065	3-247	00-827-4474	3-309
00-813-4952	3-157	00-820-6305	3-237	00-823-7066	3-247	00-828-0148	3-10
00-813-5322	3-301	00-820-7991	3-168	00-823-7067	3-247	00-828-3039	3-70
00-813-5331	3-301	00-820-7997	3-168	00-823-7070	3-247	00-829-1463	3-14
00-813-5341	3-301	00-820-8138	3-258	00-823-7073	3-247	00-829-1464	3-14
00-813-5343	3-301	00-820-8139	3-258	00-823-7074	3-247	00-829-5426	3-286
00-813-6328	3-68	00-820-9898	3-168	00-823-7121	3-257	00-831-4171	3-185
00-813-8265	3-57	00-820-9918	3-168	00-823-7409	3-121	00-831-6826	3-79
00-813-9639	3-10	00-820-9924	3-168	00-823-7420	3-121	00-831-7420	3-10
00-814-0763	3-10	00-820-9925	3-168	00-823-7451	3-215	00-832-6173	3-192
00-814-1000	3-325	00-821-0798	3-95	00-823-7611	3-241	00-832-6950	3-33
00-814-1004	3-325	00-821-5125	3-70	00-823-7612	3-241	00-833-2374	3-312
00-814-1005	3-325	00-821-6723	3-283	00-823-7613	3-241	00-833-4589	3-22
00-814-1006	3-325	00-821-6916	3-294	00-823-7614	3-241	00-833-6132	3-92
00-814-1017	3-325	00-822-2666	3-280	00-823-7849	3-111	00-833-6140	3-329
00-814-2119	3-327	00-822-6430	3-191	00-823-7860	3-272	00-833-7343	3-160
00-814-2124	3-327	00-822-9433	3-205	00-823-7861	3-115	00-833-9563	3-192
00-814-2181	3-327	00-823-0071	3-10	00-823-7905	3-274	00-834-1564	3-57
00-814-5271	3-99	00-823-0624	3-9	00-823-7917	3-188	00-834-1621	3-53
00-814-5361	3-315	00-823-0751	3-8	00-823-8003	3-106	00-834-4480	3-129
00-814-5914	3-59	00-823-0806	3-8	00-823-8007	3-108	00-834-4482	3-131
00-814-8572	3-337	00-823-0924	3-5	00-823-8039	3-186	00-834-4485	3-131
00-814-8573	3-337	00-823-0969	3-7	00-823-8040	3-166	00-834-5608	3-272
00-814-8575	3-337	00-823-2280	3-48	00-823-8047	3-270	00-835-1131	3-337
00-814-8577	3-337	00-823-2544	3-48	00-823-8048	3-270	00-835-1261	3-330
00-814-8578	3-337	00-823-6883	3-138	00-823-8075	3-156	00-835-1263	3-330
00-814-8583	3-337	00-823-7025	3-247		3-156	00-835-1265	3-330
00-814-8584	3-337	00-823-7026	3-247	00-823-9772	3-174	00-835-4060	3-333
00-814-8591	3-337	00-823-7027	3-247	00-823-9773	3-174	00-835-4897	3-131
00-814-9606	3-34	00-823-7030	3-247	00-823-9817	3-172	00-835-7210	3-43
00-815-1455	3-139	00-823-7031	3-247	00-823-9818	3-172	00-835-7211	3-43
00-815-1456	3-139	00-823-7032	3-247	00-824-0924	3-73	00-835-8880	3-11
00-815-1458	3-136	00-823-7035	3-247	00-824-1515	3-15	00-835-8881	3-11
00-815-6221	3-344	00-823-7036	3-247	00-824-4676	3-69	00-836-2079	3-70
00-815-6434	3-312	00-823-7037	3-247	00-824-8349	3-303	00-836-2564	3-58
00-815-6435	3-312	00-823-7038	3-247	00-824-9111	3-282	00-836-8618	3-238
00-816-0894	3-309	00-823-7040	3-247	00-824-9481	3-336	00-836-8641	3-273
00-816-1025	3-106	00-823-7041	3-247	00-824-9486	3-334	00-837-2633	3-8
00-816-8077	3-157	00-823-7042	3-247	00-824-9690	3-311	00-837-3963	3-93
00-817-0305	3-257	00-823-7043	3-247	00-825-1840	3-220	00-837-6256	3-27
00-817-9246	3-5	00-823-7044	3-247	00-825-2572	3-7	00-837-6557	3-186
00-817-9803	3-71	00-823-7045	3-247	00-825-3695	3-25	00-837-7355	3-279
00-818-0230	3-58	00-823-7046	3-247	00-825-5041	3-25	00-837-7753	3-195
00-818-0871	3-337	00-823-7047	3-247	00-825-9460	3-21	00-837-7754	3-195
00-818-2723	3-279	00-823-7050	3-247	00-826-0768	3-311	00-837-7755	3-195
00-819-1128	3-115	00-823-7051	3-247	00-826-0981	3-116	00-837-7756	3-195
00-819-2135	3-7	00-823-7052	3-247	00-826-1621	3-311	00-837-7757	3-195
00-819-6085	3-203	00-823-7055	3-247	00-826-1662	3-95	00-837-7969	3-180
00-819-7735	3-196	00-823-7056	3-247	00-826-1876	3-156	00-838-0706	3-43
00-819-7738	3-137	00-823-7057	3-247	00-826-1879	3-156	00-838-3919	3-148

NIIN Cross Reference Index

<u>NIIN</u>	<u>Page No.</u>	<u>NIIN</u>	<u>Page No.</u>	<u>NIIN</u>	<u>Page No.</u>	<u>NIIN</u>	<u>Page No.</u>
00-839-8503	3-279	00-851-2846	3-9	00-868-7901	3-103	00-882-6405	3-346
00-840-1057	3-58	00-851-4352	3-71	00-868-8495	3-166		3-347
00-840-8536	3-197	00-851-4737	3-7	00-870-7778	3-71	00-882-8667	3-8
00-841-1347	3-116	00-851-4738	3-7	00-871-3564	3-91	00-883-0842	3-10
00-841-1439	3-98	00-851-4739	3-8	00-872-4739	3-95	00-883-3988	3-11
00-841-2337	3-9	00-851-4740	3-8	00-872-4740	3-91	00-883-4317	3-10
00-841-2349	3-207	00-851-5356	3-70	00-872-4752	3-91	00-883-5592	3-59
00-841-6362	3-176	00-851-8011	3-37	00-872-4753	3-91	00-883-6209	3-64
00-841-8203	3-59	00-851-8725	3-115	00-872-4754	3-91	00-883-8437	3-8
00-841-9773	3-193	00-852-0688	3-70	00-872-4773	3-90	00-883-8509	3-7
00-842-3028	3-9	00-852-7364	3-11	00-872-4774	3-90	00-883-8673	3-261
00-842-3030	3-9	00-852-8179	3-158	00-872-4775	3-90		3-263
00-843-0698	3-70	00-852-8180	3-158	00-872-4776	3-90	00-884-1115	3-173
00-843-0802	3-192	00-853-0173	3-7	00-872-4835	3-282	00-884-1116	3-173
00-843-1636	3-271	00-853-0174	3-11	00-872-6345	3-92	00-884-2141	3-286
00-843-3461	3-192	00-853-0176	3-8	00-873-1710	3-63	00-884-2724	3-6
00-843-5378	3-58	00-853-0177	3-8	00-873-2554	3-106	00-885-4049	3-73
00-843-5991	3-64	00-853-1407	3-344	00-873-3911	3-21	00-887-2308	3-62
00-843-9007	3-8	00-854-8459	3-5	00-873-5592	3-286	00-887-6514	3-14
00-844-1758	3-72	00-854-8761	3-53	00-874-2848	3-170	00-889-1027	3-46
00-844-6509	3-15	00-855-2049	3-10	00-875-4100	3-14	00-889-1559	3-62
00-844-9253	3-89	00-855-3659	3-343	00-875-7977	3-71	00-889-1799	3-72
00-845-1426	3-54	00-855-4259	3-9	00-877-3405	3-72	00-889-2250	3-282
00-845-1475	3-13	00-855-4261	3-8	00-877-5303	3-11	00-889-2320	3-333
00-845-4304	3-193	00-855-4496	3-11	00-877-8799	3-59	00-889-3519	3-151
00-845-5497	3-58	00-855-6160	3-106	00-877-9872	3-192	00-889-3520	3-151
00-845-6527	3-295	00-857-2247	3-196	00-877-9934	3-5	00-889-3522	3-274
00-845-8710	3-321	00-857-4895	3-95	00-878-1726	3-207	00-889-3534	3-189
00-846-0133	3-156	00-857-4915	3-238	00-878-1965	3-73	00-889-3535	3-189
00-846-1868	3-92	00-857-6406	3-325	00-878-2958	3-298	00-889-3555	3-164
00-846-9815	3-69	00-857-8417	3-12	00-878-3791	3-36	00-889-3683	3-222
00-847-6370	3-5	00-857-8418	3-12	00-878-3911	3-56	00-889-3767	3-238
00-848-5196	3-37	00-857-8933	3-12	00-878-4470	3-156	00-889-7776	3-283
00-848-9771	3-9	00-859-2224	3-197	00-878-6438	3-7	00-889-7917	3-182
00-849-1138	3-156	00-860-0256	3-264	00-878-6732	3-10	00-889-7918	3-182
00-849-1139	3-156	00-861-3527	3-238	00-878-7178	3-7	00-889-7919	3-182
00-849-3863	3-10	00-862-5159	3-186	00-879-0771	3-69	00-889-7920	3-182
00-849-3865	3-9	00-863-8078	3-130	00-879-3570	3-5	00-890-1822	3-127
00-849-5311	3-90	00-863-8079	3-130	00-879-6285	3-6	00-890-1986	3-207
00-849-6239	3-290	00-864-4973	3-269	00-880-1293	3-95	00-890-2074	3-250
00-849-6475	3-7	00-865-2418	3-115	00-880-4735	3-94	00-890-2075	3-250
00-849-6476	3-9	00-865-2880	3-93	00-880-4870	3-281	00-890-2166	3-257
00-849-6590	3-24	00-865-2916	3-115	00-880-7007	3-113	00-890-3104	3-283
00-849-7678	3-11	00-865-8991	3-192	00-880-7616	3-117	00-890-5798	3-133
00-849-9838	3-123	00-865-9332	3-9		3-188	00-890-8999	3-11
00-849-9839	3-123	00-866-0294	3-336	00-880-8225	3-39	00-890-9872	3-157
00-850-4812	3-7	00-866-0334	3-349		3-41	00-890-9874	3-157
00-850-6091	3-8	00-866-1728	3-197	00-881-1031	3-39	00-891-3260	3-323
00-850-6092	3-8	00-866-4002	3-70		3-41	00-891-7479	3-258
00-850-6104	3-55	00-866-4143	3-70	00-881-2895	3-10	00-891-7495	3-258
00-850-7787	3-107	00-866-9657	3-135	00-881-3896	3-346	00-891-7496	3-258
00-851-0211	3-192	00-866-9658	3-135	00-881-4636	3-14	00-891-7497	3-258
00-851-1691	3-126	00-868-4431	3-7	00-881-8177	3-49	00-891-7498	3-258

NIIN Cross Reference Index

<u>NIIN</u>	<u>Page No.</u>	<u>NIIN</u>	<u>Page No.</u>	<u>NIIN</u>	<u>Page No.</u>	<u>NIIN</u>	<u>Page No.</u>
00-891-7499	3-258	00-892-9201	3-46	00-903-3551	3-331	00-910-3297	3-67
00-891-7500	3-258	00-892-9256	3-35	00-903-3553	3-331	00-910-3500	3-55
00-891-7501	3-258	00-892-9311	3-14	00-903-3554	3-331	00-910-3501	3-55
00-891-7502	3-258	00-892-9395	3-13	00-903-5081	3-191	00-910-6245	3-203
00-891-7503	3-258	00-892-9826	3-12	00-904-1265	3-160	00-911-1596	3-95
00-891-7515	3-258	00-893-5869	3-172	00-904-1266	3-160	00-912-1907	3-33
00-891-7518	3-258	00-893-5903	3-172	00-904-1267	3-160	00-912-7672	3-39
00-891-7519	3-258	00-893-7477	3-9	00-904-1268	3-160		3-41
00-891-7521	3-258	00-893-7485	3-24	00-904-1947	3-83	00-912-9375	3-5
00-891-9761	3-312	00-893-7885	3-58	00-904-2663	3-157	00-913-9719	3-309
00-892-0256	3-1	00-893-7886	3-58	00-904-2754	3-79	00-914-0312	3-240
00-892-1638	3-17	00-893-8549	3-136	00-904-4476	3-160	00-914-0313	3-240
00-892-1866	3-326	00-893-8550	3-136	00-904-5130	3-243	00-914-0314	3-240
00-892-1867	3-326	00-893-9236	3-61	00-904-5131	3-243	00-914-0315	3-240
00-892-1869	3-326	00-894-1176	3-93	00-904-5132	3-243	00-914-0316	3-240
00-892-1870	3-326	00-894-1269	3-136	00-904-5133	3-243	00-914-0317	3-240
00-892-1871	3-326	00-894-2387	3-9	00-904-9156	3-6	00-914-0318	3-240
00-892-1872	3-326	00-894-4556	3-9	00-905-1831	3-12	00-914-0319	3-240
00-892-1874	3-326	00-895-6445	3-283	00-905-5478	3-225	00-914-0321	3-240
00-892-1875	3-326	00-898-9730	3-257	00-905-5479	3-225	00-914-0322	3-240
00-892-1876	3-326	00-899-1861	3-92	00-905-5480	3-225	00-914-0323	3-240
00-892-1877	3-326	00-899-3054	3-148	00-905-5481	3-225	00-914-0324	3-240
00-892-1878	3-326	00-899-3056	3-148	00-905-5482	3-225	00-914-0325	3-240
00-892-1879	3-326	00-899-9534	3-175	00-905-5483	3-225	00-914-0326	3-240
00-892-1882	3-326	00-900-2139	3-43	00-905-5484	3-225	00-914-0327	3-240
00-892-1883	3-326	00-900-2373	3-186	00-905-5485	3-225	00-914-0328	3-240
00-892-1885	3-326	00-900-3577	3-169	00-905-5486	3-225	00-914-0329	3-240
00-892-1887	3-326		3-171	00-905-5487	3-225	00-914-0331	3-240
00-892-1921	3-343	00-900-3586	3-171	00-905-5488	3-225	00-914-0333	3-240
00-892-1923	3-343	00-900-3587	3-171	00-905-5489	3-225	00-914-0334	3-240
00-892-2347	3-343	00-900-3993	3-55	00-905-5490	3-225	00-914-0335	3-240
00-892-2350	3-343	00-900-5336	3-11	00-905-5948	3-25	00-914-0336	3-240
00-892-2351	3-343	00-900-6296	3-191	00-905-6063	3-308	00-914-0337	3-240
00-892-2352	3-343	00-900-9423	3-58	00-905-6895	3-32	00-914-0338	3-240
00-892-2353	3-343	00-900-9861	3-135	00-905-8338	3-33	00-914-0339	3-240
00-892-2354	3-343	00-901-1223	3-96		3-33	00-914-0340	3-240
00-892-2355	3-343	00-901-2088	3-175	00-905-8342	3-33	00-914-0434	3-307
00-892-2356	3-343	00-901-4731	3-14		3-33	00-914-0438	3-307
00-892-2357	3-343	00-901-4897	3-58	00-905-8745	3-33	00-914-0439	3-307
00-892-2358	3-343	00-901-7419	3-12	00-905-9098	3-115	00-914-0444	3-307
00-892-2363	3-345	00-901-9936	3-12	00-905-9104	3-282	00-914-1586	3-39
00-892-2375	3-346	00-901-9937	3-12	00-906-1456	3-87		3-41
00-892-2640	3-9	00-901-9938	3-12	00-906-3958	3-87	00-914-4143	3-240
00-892-3149	3-24	00-901-9940	3-12	00-906-3959	3-88	00-914-4152	3-54
00-892-4420	3-68	00-902-0228	3-59	00-906-4002	3-93	00-914-6079	3-218
00-892-4615	3-334	00-902-2096	3-9	00-906-4006	3-94	00-914-6082	3-218
00-892-4618	3-343	00-902-2377	3-15	00-906-8083	3-75	00-914-6084	3-220
00-892-4620	3-343	00-902-3871	3-192	00-906-8084	3-76	00-914-6085	3-220
00-892-4621	3-343	00-902-4660	3-72	00-908-0362	3-177	00-914-6086	3-220
00-892-4622	3-343	00-902-5126	3-217	00-909-1011	3-24	00-914-6087	3-220
00-892-5248	3-75	00-902-6554	3-67	00-909-6260	3-290	00-914-7411	3-218
00-892-6102	3-69	00-903-0931	3-186	00-909-8537	3-27	00-914-7886	3-353
00-892-9026	3-35	00-903-3548	3-331	00-910-3282	3-67	00-914-9481	3-240

NIIN Cross Reference Index

<u>NIIN</u>	<u>Page No.</u>	<u>NIIN</u>	<u>Page No.</u>	<u>NIIN</u>	<u>Page No.</u>	<u>NIIN</u>	<u>Page No.</u>
00-916-2817	3-236	00-926-5176	3-173	00-926-9000	3-163	00-935-0464	3-217
00-916-2818	3-236	00-926-5178	3-173	00-926-9117	3-111	00-935-0465	3-217
00-916-6394	3-56	00-926-5243	3-171	00-926-9207	3-219	00-935-0476	3-218
00-916-8212	3-70	00-926-5244	3-171	00-926-9209	3-220	00-935-0477	3-218
00-916-8399	3-213	00-926-5245	3-171	00-926-9210	3-220	00-935-0478	3-218
00-916-9528	3-49	00-926-5252	3-206	00-926-9212	3-220	00-935-0486	3-218
00-916-9659	3-158	00-926-5280	3-175	00-926-9213	3-219	00-935-0508	3-220
00-917-0771	3-70	00-926-5985	3-220	00-926-9215	3-219	00-935-0519	3-220
00-917-0772	3-70	00-926-5986	3-220	00-926-9216	3-217	00-935-0521	3-220
00-917-0774	3-70	00-926-5987	3-220	00-926-9217	3-218	00-935-0524	3-220
00-917-2028	3-88	00-926-5989	3-219	00-926-9219	3-218	00-935-0534	3-219
00-917-3655	3-309	00-926-5991	3-220	00-926-9233	3-148	00-935-0535	3-219
00-917-3942	3-211	00-926-6001	3-218	00-926-9977	3-217	00-935-0536	3-219
00-917-5437	3-20	00-926-6003	3-218	00-926-9978	3-217	00-935-0539	3-219
00-919-2386	3-64	00-926-6005	3-218	00-926-9979	3-218	00-935-0540	3-219
00-919-3784	3-89	00-926-6024	3-219	00-926-9980	3-218	00-935-0582	3-218
00-919-8121	3-12	00-926-6026	3-219	00-926-9981	3-218	00-935-0583	3-218
00-922-2396	3-350	00-926-6027	3-219	00-926-9982	3-218	00-935-0589	3-217
00-922-9469	3-195	00-926-6028	3-219	00-926-9983	3-218	00-935-0593	3-218
00-923-2425	3-59	00-926-6180	3-146	00-926-9984	3-218	00-935-0595	3-218
00-924-2288	3-89	00-926-6489	3-208	00-926-9985	3-218	00-935-0619	3-218
00-924-3937	3-7	00-926-6657	3-134	00-926-9986	3-218	00-935-0620	3-218
00-924-7525	3-69	00-926-6658	3-134	00-927-3180	3-71	00-935-0621	3-218
00-924-7526	3-69	00-926-6783	3-258	00-927-3839	3-69	00-935-0622	3-218
00-925-2148	3-73	00-926-6784	3-257	00-927-3845	3-69	00-935-0623	3-218
00-925-7098	3-55	00-926-6801	3-218	00-927-5855	3-89	00-935-0624	3-218
00-925-9564	3-309	00-926-6803	3-217	00-927-6745	3-20	00-935-0625	3-218
00-925-9565	3-309	00-926-6804	3-217	00-927-7461	3-56	00-935-0632	3-218
00-925-9566	3-309	00-926-6806	3-218	00-927-9461	3-117	00-935-0979	3-160
00-925-9569	3-320	00-926-6807	3-218	00-927-9572	3-23	00-935-0980	3-160
00-925-9583	3-320	00-926-6808	3-218	00-927-9606	3-258	00-935-0981	3-160
00-926-0621	3-12	00-926-6809	3-218	00-928-4188	3-90	00-935-0982	3-160
00-926-0827	3-43	00-926-6811	3-218	00-929-7899	3-12	00-935-1005	3-156
00-926-1328	3-57	00-926-6813	3-218	00-929-9968	3-21	00-935-1034	3-107
00-926-1584	3-208	00-926-6814	3-218	00-930-9798	3-280	00-935-1082	3-114
00-926-1585	3-208	00-926-6815	3-218	00-931-0593	3-12	00-935-1314	3-71
00-926-1586	3-208	00-926-6816	3-218	00-931-4656	3-46	00-935-1839	3-218
00-926-1587	3-208	00-926-6870	3-208	00-931-6136	3-20	00-935-1900	3-238
00-926-1661	3-147	00-926-6905	3-57	00-931-7272	3-295	00-935-1901	3-238
00-926-1664	3-258	00-926-6914	3-67	00-932-6985	3-12	00-935-1902	3-238
00-926-1674	3-236	00-926-7445	3-12	00-933-4414	3-203	00-935-1903	3-238
00-926-1686	3-111	00-926-7464	3-16	00-933-5075	3-68	00-935-1904	3-238
00-926-2133	3-178	00-926-7517	3-14	00-933-5264	3-57	00-935-1905	3-238
00-926-2135	3-178	00-926-7560	3-14	00-933-9651	3-342	00-935-1906	3-238
00-926-2275	3-114	00-926-7603	3-70	00-935-0402	3-219	00-935-1907	3-238
00-926-4331	3-62	00-926-7673	3-115	00-935-0403	3-219	00-935-1908	3-238
00-926-4360	3-83	00-926-8885	3-113	00-935-0409	3-218	00-935-3130	3-239
00-926-4462	3-73	00-926-8939	3-158	00-935-0411	3-219	00-935-3131	3-238
00-926-4858	3-206	00-926-8963	3-269	00-935-0415	3-220	00-935-3132	3-238
00-926-4897	3-199	00-926-8978	3-164	00-935-0421	3-219	00-935-3133	3-238
00-926-4930	3-213	00-926-8981	3-164	00-935-0444	3-218	00-935-3134	3-238
00-926-4931	3-213	00-926-8990	3-205	00-935-0453	3-218	00-935-3135	3-238
00-926-5146	3-172	00-926-8991	3-205	00-935-0454	3-218	00-935-3136	3-238

NIIN Cross Reference Index

<u>NIIN</u>	<u>Page No.</u>	<u>NIIN</u>	<u>Page No.</u>	<u>NIIN</u>	<u>Page No.</u>	<u>NIIN</u>	<u>Page No.</u>
00-935-3137	3-238	00-938-0431	3-95	00-948-9469	3-49	00-955-0218	3-277
00-935-3138	3-238	00-938-0434	3-95	00-949-0323	3-274	00-956-2151	3-205
00-935-3139	3-238	00-938-1402	3-37	00-949-1397	3-116	00-956-4978	3-12
00-935-3140	3-238	00-938-1535	3-191	00-949-5055	3-153	00-956-4980	3-12
00-935-3794	3-176	00-938-1947	3-186	00-949-7550	3-291	00-957-0835	3-322
00-935-4017	3-269	00-938-5399	3-12	00-949-7552	3-291	00-957-2067	3-5
00-935-4018	3-270	00-938-6005	3-55	00-949-7588	3-291	00-957-4895	3-7
00-935-4107	3-155	00-938-6860	3-192	00-949-7598	3-291	00-957-6853	3-12
00-935-4127	3-273	00-938-7660	3-12	00-949-8044	3-291	00-957-6854	3-12
00-935-4183	3-166	00-939-6179	3-159	00-949-8047	3-291	00-957-6855	3-12
00-935-5848	3-158	00-939-7859	3-71	00-949-8109	3-73	00-957-6856	3-12
00-935-5851	3-269	00-939-8126	3-76	00-950-1727	3-71	00-958-1526	3-8
00-935-6554	3-163	00-940-0935	3-155	00-950-6347	3-33	00-958-6632	3-69
00-935-6559	3-163	00-940-7069	3-71	00-950-7783	3-24	00-958-8148	3-178
00-935-6609	3-178	00-940-7070	3-71	00-951-3376	3-68	00-958-9970	3-106
00-935-6635	3-145	00-940-7072	3-70	00-951-8811	3-291	00-959-5248	3-171
	3-146	00-940-7090	3-69	00-951-8826	3-291	00-959-6735	3-69
00-935-6664	3-257	00-940-7322	3-19	00-951-8833	3-291	00-960-9286	3-154
00-935-6672	3-129	00-940-9197	3-33	00-951-9983	3-55	00-960-9933	3-75
00-935-6678	3-131	00-941-2683	3-71	00-952-0021	3-35	00-961-8995	3-270
00-935-6732	3-258	00-941-2699	3-70	00-952-5360	3-14	00-962-0525	3-70
00-935-6733	3-258	00-941-8487	3-71	00-952-6280	3-309	00-962-4372	3-285
00-935-6734	3-258	00-941-8488	3-71	00-952-7188	3-205	00-962-7396	3-285
00-935-6735	3-258	00-941-9984	3-192	00-952-9029	3-14	00-962-9874	3-14
00-935-6736	3-258	00-942-5018	3-70	00-952-9460	3-6	00-963-5402	3-117
00-935-6737	3-258	00-942-5506	3-39	00-953-9090	3-88	00-964-0838	3-115
00-935-6738	3-258		3-42	00-954-3232	3-47	00-964-2559	3-279
00-935-6739	3-258	00-942-7907	3-12	00-954-5646	3-315	00-964-2768	3-282
00-935-6740	3-258	00-943-0989	3-225	00-954-5649	3-315	00-964-7537	3-188
00-935-6741	3-258	00-943-0990	3-225	00-954-5651	3-315	00-964-8843	3-57
00-935-6761	3-213	00-943-0991	3-225	00-954-5652	3-315	00-965-0467	3-287
00-935-6763	3-213	00-943-0992	3-225	00-954-5653	3-316	00-965-0468	3-287
00-935-7000	3-58	00-943-0993	3-225	00-954-5654	3-315	00-965-0481	3-281
00-935-7029	3-68	00-943-0994	3-225	00-954-5656	3-315	00-965-1381	3-71
00-935-7079	3-178	00-943-0995	3-225	00-954-5657	3-315	00-965-1491	3-57
00-935-7083	3-163	00-943-0996	3-225	00-954-5658	3-315	00-965-1705	3-264
00-935-7100	3-188	00-943-0997	3-225	00-954-5659	3-315	00-965-1708	3-258
00-935-7135	3-161	00-943-0998	3-225	00-954-5660	3-315	00-965-1709	3-174
00-935-7136	3-161	00-943-7346	3-105	00-954-5661	3-315	00-965-2004	3-187
00-935-9196	3-280	00-944-3515	3-12	00-954-5662	3-315	00-965-2142	3-134
00-935-9774	3-275	00-944-3540	3-9	00-954-5663	3-315	00-965-2204	3-257
00-935-9794	3-115	00-944-8953	3-269	00-954-5664	3-315	00-965-2303	3-272
00-935-9878	3-115	00-944-9727	3-69	00-954-5665	3-315	00-965-2331	3-114
00-936-3943	3-12	00-945-7271	3-12	00-954-5666	3-315	00-965-2359	3-114
00-936-3944	3-12	00-945-7682	3-108	00-954-6161	3-318	00-965-2408	3-270
00-936-3945	3-12	00-946-0938	3-69	00-954-6166	3-320	00-965-2442	3-151
00-936-3946	3-12	00-946-2171	3-70	00-954-6167	3-320	00-965-2443	3-151
00-936-6039	3-89	00-946-4809	3-70	00-954-6168	3-320	00-965-2507	3-177
00-936-8087	3-62	00-946-4963	3-24	00-954-6169	3-320	00-965-4430	3-209
00-936-9940	3-188	00-946-7899	3-218	00-954-6171	3-318	00-965-4699	3-121
00-937-2690	3-81	00-946-8378	3-133	00-954-6172	3-320	00-965-4769	3-121
00-937-6083	3-72	00-948-1108	3-71	00-954-7422	3-272	00-965-4873	3-173
00-937-9266	3-134	00-948-9071	3-12	00-955-0217	3-277	00-965-4886	3-169

NIIN Cross Reference Index

<u>NIIN</u>	<u>Page No.</u>	<u>NIIN</u>	<u>Page No.</u>	<u>NIIN</u>	<u>Page No.</u>	<u>NIIN</u>	<u>Page No.</u>
00-966-2532	3-205	00-984-1887	3-72	00-989-4671	3-90	01-006-2768	3-8
00-966-2533	3-205	00-984-3354	3-70	00-989-7171	3-209	01-006-2835	3-49
00-966-3831	3-70	00-984-5853	3-114	00-989-7739	3-57	01-006-4205	3-106
00-967-7758	3-134	00-984-9365	3-207	00-990-0654	3-25	01-006-4216	3-67
00-968-7831	3-64	00-984-9366	3-207	00-990-1474	3-6	01-006-5768	3-57
00-968-9274	3-72	00-985-1553	3-294	00-990-3432	3-282	01-006-7759	3-9
00-969-0026	3-93	00-985-5234	3-69	00-990-4637	3-55	01-007-1460	3-23
00-969-0028	3-93	00-985-6227	3-116	00-990-6010	3-53	01-007-4384	3-270
00-969-3918	3-64	00-985-6751	3-206	00-990-7799	3-323	01-007-5162	3-27
00-971-8164	3-328	00-985-6869	3-168	00-990-9599	3-11	01-007-5189	3-56
00-971-8485	3-43	00-985-6911	3-175	00-991-8626	3-286	01-007-5214	3-71
00-971-8604	3-321	00-985-7009	3-164	00-992-2035	3-21	01-007-5683	3-21
00-971-8701	3-326	00-985-7012	3-164	00-993-0767	3-282	01-007-8936	3-321
00-971-8702	3-326	00-985-7099	3-272	00-993-2790	3-199	01-007-9935	3-23
00-971-8722	3-326	00-985-7166	3-117	00-993-2791	3-199	01-008-3058	3-186
00-973-1059	3-160	00-985-7231	3-271	00-993-6605	3-275	01-008-3336	3-274
00-973-1060	3-160	00-985-7232	3-271	00-994-1157	3-33	01-008-5791	3-8
00-973-1061	3-160	00-985-7233	3-271	00-994-1190	3-287	01-008-6728	3-24
00-973-1062	3-160	00-985-7234	3-271	00-995-0725	3-310	01-008-7428	3-282
00-973-1835	3-205	00-985-7236	3-271	00-995-0738	3-310	01-009-0644	3-54
00-973-6163	3-72	00-985-7237	3-271	00-995-2786	3-25	01-009-1562	3-191
00-973-9091	3-116	00-985-7244	3-269	00-995-3177	3-298	01-009-2653	3-23
00-974-6509	3-88	00-985-7245	3-269	00-995-3856	3-346	01-009-4022	3-56
00-974-6535	3-88	00-985-7246	3-269	00-995-4887	3-157	01-009-4929	3-43
00-975-0712	3-116	00-985-7247	3-269	00-995-4889	3-157	01-009-5758	3-31
00-975-2657	3-299	00-985-7248	3-269	00-995-4890	3-157	01-009-7709	3-271
00-975-2727	3-333	00-985-7255	3-272	00-995-4891	3-157	01-010-0661	3-330
00-977-3726	3-129	00-985-7275	3-201	00-995-4893	3-157	01-010-0664	3-330
00-977-4264	3-96	00-985-7283	3-110	00-995-4912	3-347	01-010-0665	3-330
00-978-0113	3-213	00-985-7316	3-270	00-995-5727	3-291	01-010-0666	3-330
00-978-8463	3-55	00-985-7317	3-270	00-995-6079	3-12	01-010-0667	3-330
00-980-3975	3-186	00-985-7407	3-235	00-995-6697	3-347	01-010-1910	3-239
00-981-5787	3-7	00-985-7408	3-235	00-995-6701	3-291	01-010-1911	3-239
00-981-5788	3-6	00-985-7477	3-258	00-997-2719	3-91	01-010-1912	3-239
00-982-0066	3-165	00-985-7478	3-258	00-997-8386	3-12	01-010-1913	3-239
00-982-0492	3-277	00-985-7479	3-258	00-998-2231	3-8	01-010-2547	3-336
00-982-1203	3-174	00-985-7480	3-258	00-998-6118	3-33	01-010-5906	3-81
00-982-1395	3-25	00-985-7845	3-43	00-998-8058	3-91	01-010-8758	3-192
00-983-4383	3-98	00-985-7846	3-43	00-998-8059	3-91	01-010-9316	3-94
00-983-5239	3-35	00-986-3998	3-160	00-998-8060	3-92	01-011-0445	3-217
00-983-6057	3-24	00-987-5911	3-20	00-999-6313	3-188	01-011-0972	3-88
00-983-6083	3-24	00-987-6661	3-157	01-003-5217	3-130	01-011-5051	3-234
00-983-6101	3-24	00-988-3533	3-9	01-004-1154	3-55	01-011-5052	3-234
00-983-7091	3-24	00-988-5076	3-25	01-004-1981	3-34	01-011-5053	3-234
00-983-7843	3-33	00-988-5077	3-25	01-004-3107	3-68	01-011-5054	3-234
00-983-8551	3-106	00-988-6498	3-147	01-004-6225	3-264	01-011-5683	3-130
00-983-9229	3-35	00-988-8277	3-309	01-004-7847	3-171	01-011-8987	3-55
00-983-9378	3-207	00-988-8623	3-347	01-005-3456	3-67	01-011-9456	3-154
00-983-9379	3-207	00-988-8636	3-291	01-005-4733	3-24	01-011-9458	3-154
00-983-9385	3-207	00-989-1548	3-295	01-005-8906	3-203	01-012-0829	3-73
00-983-9386	3-207	00-989-1551	3-344	01-005-9136	3-159	01-012-2359	3-334
00-984-0143	3-45	00-989-2245	3-289	01-006-0747	3-72	01-012-2360	3-334
00-984-0159	3-45	00-989-4669	3-94	01-006-1074	3-221	01-012-2361	3-334

NIIN Cross Reference Index

<u>NIIN</u>	<u>Page No.</u>	<u>NIIN</u>	<u>Page No.</u>	<u>NIIN</u>	<u>Page No.</u>	<u>NIIN</u>	<u>Page No.</u>
01-012-2362	3-334	01-012-3431	3-334	01-016-7652	3-283		3-316
01-012-2363	3-334	01-012-6202	3-10	01-016-8034	3-241	01-024-0170	3-154
01-012-2364	3-334	01-012-8787	3-147	01-016-8696	3-283	01-024-0291	3-117
01-012-2365	3-334	01-012-9164	3-233	01-016-8697	3-283	01-024-1012	3-32
01-012-2366	3-334	01-012-9294	3-236	01-016-9237	3-9	01-024-3661	3-67
01-012-2367	3-334	01-013-1174	3-334	01-016-9995	3-206	01-024-5136	3-33
01-012-2368	3-334	01-013-2389	3-6	01-017-0817	3-330	01-024-5140	3-34
01-012-2369	3-334	01-013-2546	3-334	01-017-1501	3-289	01-024-6988	3-191
01-012-2370	3-334	01-013-2747	3-282	01-017-1846	3-309	01-024-8601	3-289
01-012-2371	3-334	01-013-3098	3-334	01-017-6683	3-115	01-024-9039	3-121
01-012-2372	3-334	01-013-3209	3-334	01-017-8291	3-283	01-024-9040	3-121
01-012-2373	3-334	01-013-3828	3-322	01-018-2281	3-9	01-024-9041	3-121
01-012-2374	3-334	01-013-4078	3-334	01-018-2849	3-158	01-025-1382	3-317
01-012-2375	3-334	01-013-4079	3-334	01-018-2858	3-206	01-025-1692	3-188
01-012-2376	3-334	01-013-4080	3-334	01-018-2889	3-289	01-025-1695	3-121
01-012-2378	3-334	01-013-4081	3-334	01-018-6253	3-289	01-025-6306	3-281
01-012-2379	3-334	01-013-4083	3-336	01-018-6726	3-105	01-025-6989	3-8
01-012-2380	3-334	01-013-4839	3-242	01-018-8771	3-289	01-026-0112	3-131
01-012-2382	3-334	01-013-7382	3-236	01-018-9769	3-105	01-026-4121	3-152
01-012-2383	3-334	01-013-7384	3-236	01-019-3224	3-55	01-026-4439	3-62
01-012-2387	3-334	01-013-9502	3-242	01-019-5936	3-21	01-026-7375	3-53
01-012-2388	3-334	01-013-9503	3-242	01-020-2655	3-67	01-026-7376	3-53
01-012-2389	3-334	01-014-1445	3-21	01-020-2806	3-152	01-027-3134	3-20
01-012-2390	3-334	01-014-2414	3-241	01-020-6588	3-57	01-027-5414	3-32
01-012-2391	3-334	01-014-3439	3-55	01-020-6710	3-269	01-027-5856	3-25
01-012-2392	3-334	01-014-3674	3-241	01-020-8154	3-23	01-027-9651	3-330
01-012-2394	3-334	01-014-4787	3-21	01-020-9963	3-289	01-028-0341	3-71
01-012-2396	3-334	01-014-5359	3-241	01-021-1062	3-21	01-028-0997	3-330
01-012-2397	3-334	01-014-5869	3-188	01-021-3221	3-23	01-028-0998	3-330
01-012-2398	3-334	01-014-9044	3-71	01-021-4662	3-57	01-028-1000	3-330
01-012-2399	3-334	01-014-9062	3-298	01-021-5978	3-250	01-028-3460	3-323
01-012-2403	3-334	01-015-1284	3-35	01-021-6865	3-8	01-028-5727	3-9
01-012-2404	3-334	01-015-3467	3-331	01-021-7782	3-59	01-028-9309	3-9
01-012-2406	3-334	01-015-3468	3-331	01-022-0173	3-283	01-028-9630	3-289
01-012-2407	3-334	01-015-3469	3-331	01-022-0175	3-283	01-029-0109	3-236
01-012-2408	3-334	01-015-3471	3-331	01-022-1426	3-283	01-029-0111	3-236
01-012-2409	3-334	01-015-3473	3-334	01-022-1427	3-283	01-029-0112	3-236
01-012-2410	3-334	01-015-4040	3-205	01-022-1698	3-203	01-029-0113	3-236
01-012-2411	3-334	01-015-4486	3-9	01-022-4034	3-258	01-029-0116	3-236
01-012-2412	3-334	01-015-5190	3-119	01-022-5864	3-281	01-029-1113	3-69
01-012-2423	3-336	01-015-5720	3-9	01-022-6717	3-29	01-029-2502	3-101
01-012-2427	3-336	01-015-6709	3-330	01-022-8244	3-283	01-029-3814	3-16
01-012-2428	3-336	01-015-7802	3-309	01-022-8245	3-283	01-029-5071	3-330
01-012-2429	3-336	01-016-1141	3-9	01-022-8410	3-103	01-029-5171	3-133
01-012-2434	3-336	01-016-3026	3-336	01-023-0220	3-282	01-029-5988	3-71
01-012-2436	3-336	01-016-4896	3-318	01-023-0399	3-72	01-029-6002	3-133
01-012-2438	3-336	01-016-5647	3-309	01-023-2027	3-313	01-029-7771	3-344
01-012-3423	3-334	01-016-6041	3-35	01-023-2028	3-313	01-029-8262	3-326
01-012-3424	3-334	01-016-6082	3-56	01-023-2054	3-33	01-029-8652	3-68
01-012-3425	3-334	01-016-6083	3-56	01-023-4126	3-206		3-68
01-012-3426	3-334	01-016-7160	3-33	01-023-4226	3-349	01-030-1634	3-205
01-012-3428	3-334	01-016-7650	3-283	01-023-9271	3-315	01-030-2735	3-129
01-012-3430	3-334	01-016-7651	3-283	01-023-9272	3-315	01-030-3054	3-48

NIIN Cross Reference Index

<u>NIIN</u>	<u>Page No.</u>	<u>NIIN</u>	<u>Page No.</u>	<u>NIIN</u>	<u>Page No.</u>	<u>NIIN</u>	<u>Page No.</u>
01-030-6280	3-72	01-038-9747	3-330	01-047-6454	3-321	01-056-0815	3-248
01-031-1086	3-321	01-039-0297	3-330	01-047-6455	3-322	01-056-0816	3-248
01-031-6157	3-87	01-039-0298	3-330	01-047-9307	3-147	01-056-0817	3-248
01-031-9628	3-279	01-039-0299	3-330	01-048-1187	3-21	01-056-0818	3-248
01-032-0712	3-71	01-039-0300	3-330	01-048-4591	3-273	01-056-0819	3-248
01-032-1326	3-45	01-039-0302	3-330	01-048-6698	3-33	01-056-0885	3-141
01-032-3511	3-56	01-039-0303	3-330	01-048-9378	3-33	01-056-0943	3-131
01-032-6471	3-8	01-039-0304	3-330	01-049-2199	3-35	01-056-1096	3-142
01-032-7222	3-213	01-039-0305	3-330	01-049-2200	3-35	01-056-1927	3-151
01-032-7223	3-213	01-039-6000	3-238	01-049-7957	3-331	01-056-1944	3-121
01-033-0556	3-56	01-040-0064	3-95	01-049-7958	3-331	01-056-7225	3-31
01-033-1734	3-213	01-040-1453	3-236	01-049-8055	3-90	01-057-0659	3-29
01-033-1735	3-213	01-040-2012	3-236	01-049-8058	3-90	01-057-0976	3-286
01-033-2081	3-63	01-040-3847	3-109	01-049-8069	3-90	01-057-1142	3-280
01-033-3514	3-235	01-040-7422	3-25	01-049-9332	3-290	01-057-1897	3-121
01-033-3517	3-235	01-041-1609	3-185	01-050-1830	3-90	01-057-2408	3-282
01-033-3518	3-235	01-041-2519	3-71	01-050-1833	3-94	01-057-3342	3-32
01-033-3519	3-235	01-041-3657	3-21	01-050-3376	3-101	01-057-3482	3-221
01-033-3520	3-235	01-041-8024	3-163	01-050-7789	3-103	01-057-3483	3-221
01-033-8891	3-165	01-041-8686	3-280	01-050-9940	3-156	01-057-3484	3-221
01-034-0401	3-191	01-041-8687	3-280	01-051-0175	3-326	01-057-3485	3-221
01-034-2239	3-43	01-041-8691	3-280	01-051-0571	3-130	01-057-3486	3-221
01-034-3853	3-281	01-041-9168	3-8	01-051-1174	3-243	01-057-3487	3-221
01-034-5871	3-36	01-042-2004	3-283	01-051-1175	3-235	01-057-3488	3-221
01-035-1057	3-207	01-042-9946	3-95	01-051-1297	3-57	01-057-3489	3-221
01-035-1058	3-209	01-043-0154	3-46	01-051-2815	3-107	01-057-3490	3-221
01-035-1059	3-209	01-043-0155	3-46	01-051-3348	3-327	01-057-3491	3-221
01-035-5294	3-71	01-043-0225	3-282		3-327	01-057-3492	3-221
	3-72	01-043-2295	3-187	01-051-4900	3-45	01-057-3493	3-221
01-035-5390	3-273	01-043-4036	3-235	01-051-7024	3-312	01-057-3494	3-221
01-035-5391	3-273	01-043-4545	3-342	01-051-7558	3-51	01-057-3495	3-221
01-035-5392	3-273	01-043-7008	3-342	01-052-2468	3-56	01-057-3496	3-221
01-035-5393	3-273	01-043-8375	3-243	01-052-3378	3-21	01-057-3497	3-221
01-035-5394	3-273	01-043-8511	3-116	01-052-9381	3-207	01-057-3498	3-221
01-035-5395	3-273	01-043-9711	3-257	01-052-9436	3-22	01-057-3499	3-221
01-035-6077	3-62	01-044-0071	3-71	01-053-0649	3-95	01-057-3500	3-248
01-035-6870	3-72	01-044-4188	3-106	01-053-0986	3-8	01-057-5462	3-111
01-035-8776	3-25	01-044-4531	3-33	01-053-5100	3-57	01-057-5582	3-221
01-036-3495	3-43	01-044-5034	3-185	01-053-6388	3-255	01-057-8317	3-49
01-036-3769	3-147	01-044-5276	3-55	01-053-6399	3-255	01-057-8320	3-49
01-036-3770	3-147	01-044-5292	3-285	01-053-6688	3-269	01-058-4320	3-208
01-036-4464	3-172	01-045-0587	3-233	01-053-6769	3-255	01-058-4321	3-208
01-036-5424	3-147	01-045-1630	3-21	01-053-8462	3-68	01-058-5061	3-71
01-036-5426	3-146	01-045-7929	3-113	01-054-1809	3-291	01-058-9975	3-161
01-036-5427	3-146	01-045-9194	3-155	01-054-1949	3-152	01-058-9976	3-161
	3-147	01-046-0291	3-113	01-054-2769	3-333	01-058-9977	3-161
01-036-5431	3-147	01-046-1267	3-48	01-054-3735	3-91	01-058-9978	3-161
01-036-8572	3-326	01-046-2524	3-94	01-054-4035	3-155	01-059-0695	3-154
	3-327	01-047-1750	3-280	01-054-4370	3-238	01-059-1772	3-283
01-036-8727	3-5	01-047-1751	3-280	01-054-4371	3-238	01-059-4125	3-161
01-038-0679	3-22	01-047-5112	3-93	01-054-6295	3-25	01-059-6266	3-93
01-038-2450	3-93	01-047-5116	3-93	01-054-6453	3-269	01-059-8504	3-56
01-038-3761	3-67	01-047-5126	3-93	01-055-4603	3-35	01-060-5820	3-161

NIIN Cross Reference Index

<u>NIIN</u>	<u>Page No.</u>	<u>NIIN</u>	<u>Page No.</u>	<u>NIIN</u>	<u>Page No.</u>	<u>NIIN</u>	<u>Page No.</u>
01-060-5821	3-161	01-072-1720	3-342	01-076-0765	3-224	01-076-1966	3-222
01-060-7464	3-208	01-072-1977	3-106	01-076-0766	3-224	01-076-1967	3-222
01-060-7511	3-163	01-072-1978	3-106	01-076-0768	3-224	01-076-1968	3-222
01-060-7863	3-49	01-072-1979	3-106	01-076-0769	3-224	01-076-1969	3-222
01-061-5025	3-152	01-072-4782	3-342	01-076-0772	3-224	01-076-1970	3-222
01-061-5222	3-281	01-072-4783	3-342	01-076-0773	3-224	01-076-1971	3-222
01-061-6438	3-166	01-072-9268	3-342	01-076-0774	3-224	01-076-1972	3-222
01-061-9899	3-153	01-072-9271	3-342	01-076-0776	3-224	01-076-1973	3-222
01-061-9900	3-152	01-072-9431	3-73	01-076-0777	3-225	01-076-1974	3-222
01-063-2086	3-283	01-073-0320	3-164	01-076-0778	3-225	01-076-1975	3-222
01-063-2944	3-109	01-073-2537	3-6	01-076-1734	3-105	01-076-1976	3-222
01-063-3918	3-45	01-073-3429	3-23	01-076-1899	3-222	01-076-1977	3-222
01-063-4674	3-258	01-073-5151	3-342	01-076-1900	3-222	01-076-1978	3-222
01-063-4894	3-152	01-073-8326	3-264	01-076-1911	3-222	01-076-1979	3-222
01-063-5931	3-283	01-074-4229	3-77	01-076-1912	3-222	01-076-1980	3-222
01-063-5932	3-283	01-074-4230	3-77	01-076-1913	3-222	01-076-1981	3-222
01-064-6415	3-35	01-074-4600	3-71	01-076-1915	3-222	01-076-1982	3-222
01-064-7099	3-250	01-074-5503	3-70	01-076-1916	3-222	01-076-1983	3-222
01-064-7108	3-250	01-075-0324	3-281	01-076-1917	3-222	01-076-1988	3-222
01-064-7109	3-250	01-075-1068	3-342	01-076-1918	3-222	01-076-1989	3-222
01-064-8876	3-21	01-075-1156	3-185	01-076-1919	3-222	01-076-3923	3-130
01-064-8893	3-23	01-075-7764	3-277	01-076-1920	3-222	01-076-3982	3-222
01-065-0395	3-9	01-076-0720	3-224	01-076-1921	3-222	01-076-5091	3-291
01-065-2409	3-165	01-076-0724	3-224	01-076-1922	3-222	01-076-5997	3-223
01-065-3662	3-111	01-076-0725	3-224	01-076-1923	3-222	01-076-5999	3-223
01-065-4244	3-21	01-076-0728	3-224	01-076-1924	3-222	01-076-6000	3-223
01-065-5544	3-31	01-076-0729	3-224	01-076-1925	3-222	01-076-6001	3-223
01-065-5797	3-91	01-076-0730	3-224	01-076-1926	3-222	01-076-6003	3-223
01-066-7112	3-23	01-076-0732	3-224	01-076-1927	3-222	01-076-6004	3-223
01-066-9693	3-67	01-076-0733	3-224	01-076-1928	3-222	01-076-6005	3-223
01-067-3144	3-165	01-076-0734	3-224	01-076-1929	3-222	01-076-6007	3-223
01-068-2423	3-192	01-076-0736	3-224	01-076-1930	3-222	01-076-6008	3-223
01-068-8341	3-238	01-076-0737	3-224	01-076-1931	3-222	01-076-6009	3-223
01-069-3046	3-188	01-076-0738	3-224	01-076-1932	3-222	01-076-6011	3-223
01-069-6039	3-11	01-076-0740	3-224	01-076-1933	3-222	01-076-6012	3-223
01-069-7693	3-67	01-076-0741	3-224	01-076-1934	3-222	01-076-6013	3-223
01-069-8914	3-24	01-076-0742	3-224	01-076-1935	3-222	01-076-6015	3-223
01-069-9603	3-20	01-076-0744	3-224	01-076-1936	3-222	01-076-6016	3-223
01-070-6603	3-10	01-076-0745	3-224	01-076-1937	3-222	01-076-6017	3-223
01-070-8888	3-89	01-076-0746	3-224	01-076-1939	3-222	01-076-6019	3-223
01-070-9087	3-156	01-076-0748	3-224	01-076-1940	3-222	01-076-6020	3-223
01-070-9672	3-166	01-076-0749	3-224	01-076-1953	3-222	01-076-6021	3-223
01-071-3498	3-342	01-076-0750	3-224	01-076-1954	3-222	01-076-6022	3-223
01-071-4923	3-43	01-076-0752	3-224	01-076-1955	3-222	01-076-6023	3-223
01-071-5882	3-342	01-076-0753	3-224	01-076-1957	3-222	01-076-6024	3-223
01-071-6522	3-342	01-076-0754	3-224	01-076-1958	3-222	01-076-6025	3-223
01-071-6529	3-342	01-076-0756	3-224	01-076-1959	3-222	01-076-6026	3-223
01-071-6542	3-342	01-076-0757	3-224	01-076-1960	3-222	01-076-6028	3-223
01-071-8247	3-342	01-076-0758	3-224	01-076-1961	3-222	01-076-6029	3-223
01-071-8248	3-342	01-076-0760	3-224	01-076-1962	3-222	01-076-6030	3-223
01-071-8853	3-342	01-076-0761	3-224	01-076-1963	3-222	01-076-6031	3-223
01-072-0173	3-342	01-076-0762	3-224	01-076-1964	3-222	01-076-6032	3-223
01-072-1718	3-342	01-076-0764	3-224	01-076-1965	3-222	01-076-6033	3-223

NIIN Cross Reference Index

<u>NIIN</u>	<u>Page No.</u>	<u>NIIN</u>	<u>Page No.</u>	<u>NIIN</u>	<u>Page No.</u>	<u>NIIN</u>	<u>Page No.</u>
01-076-6036	3-223	01-084-1642	3-234	01-087-1553	3-75	01-095-5273	3-56
01-076-6037	3-223	01-084-1643	3-234	01-087-3603	3-205	01-095-5274	3-57
01-076-6038	3-223	01-084-1644	3-234	01-087-4555	3-33	01-095-9725	3-257
01-076-6040	3-223	01-084-1645	3-234	01-087-6125	3-63	01-095-9726	3-257
01-076-6041	3-223	01-084-1646	3-234	01-087-7590	3-58	01-095-9728	3-257
01-076-6042	3-223	01-084-1647	3-234	01-087-8973	3-130	01-096-1153	3-55
01-076-6044	3-223	01-084-1648	3-234		3-131	01-096-7825	3-31
01-076-6045	3-223	01-084-1649	3-234	01-088-0396	3-283	01-096-9527	3-195
01-076-6046	3-223	01-084-1650	3-234	01-088-0413	3-33	01-096-9528	3-195
01-076-6048	3-223	01-084-1651	3-234	01-088-0498	3-270	01-097-3768	3-289
01-076-6049	3-223	01-084-1652	3-234	01-088-4326	3-173	01-097-4507	3-195
01-076-6050	3-223	01-084-1653	3-234	01-089-0015	3-257	01-097-4518	3-193
01-076-6052	3-223	01-084-1654	3-234	01-089-1232	3-147	01-097-4722	3-70
01-076-6053	3-223	01-084-1655	3-234	01-090-2737	3-195	01-097-5948	3-48
01-076-6054	3-223	01-084-1656	3-234	01-090-5365	3-43	01-097-6606	3-6
01-076-6056	3-223	01-084-1683	3-233	01-090-6360	3-24	01-097-8685	3-73
01-076-6058	3-223	01-084-1684	3-233	01-090-9166	3-291	01-097-8686	3-73
01-077-1149	3-289	01-084-1685	3-233	01-091-3094	3-87	01-097-8687	3-73
01-077-4939	3-199	01-084-1686	3-233	01-091-3748	3-193	01-097-8688	3-73
01-077-8132	3-282	01-084-1687	3-233	01-092-0039	3-240	01-098-8596	3-20
01-078-2936	3-25	01-084-1688	3-233	01-092-0323	3-342	01-099-0355	3-196
01-078-8660	3-291	01-084-1705	3-242	01-092-1099	3-166	01-099-1636	3-25
01-078-8661	3-291	01-084-1706	3-242	01-092-1881	3-91	01-099-7827	3-234
01-079-0694	3-138	01-084-1707	3-242	01-092-3441	3-21	01-099-7828	3-234
01-079-6124	3-269	01-084-1708	3-242	01-092-7514	3-234	01-099-7829	3-234
01-079-6849	3-350	01-084-1709	3-242	01-092-7515	3-234	01-099-7830	3-234
01-079-6850	3-350	01-084-1710	3-242	01-092-7525	3-267	01-099-7831	3-234
01-079-7963	3-129	01-084-1711	3-242	01-092-7526	3-267	01-099-7832	3-234
01-079-8229	3-344	01-084-1712	3-242	01-092-7527	3-267	01-099-7833	3-234
01-080-1197	3-91	01-084-1713	3-242		3-267	01-099-7834	3-234
01-080-5961	3-271	01-084-1714	3-242	01-092-7528	3-267	01-099-7835	3-234
01-080-5962	3-271	01-084-1715	3-242	01-092-7529	3-234	01-099-7836	3-234
01-080-8842	3-147	01-084-1716	3-242	01-092-7530	3-234	01-099-7837	3-234
01-080-9652	3-271	01-084-1717	3-242	01-092-7531	3-234	01-099-7838	3-234
01-081-1368	3-72	01-084-1718	3-242	01-092-7532	3-234	01-099-7839	3-234
01-081-3998	3-20	01-084-3595	3-33	01-092-7533	3-234	01-099-7840	3-234
01-082-2050	3-25	01-084-6517	3-20	01-092-8488	3-208	01-099-7841	3-234
01-082-3030	3-208	01-084-8645	3-196	01-092-8497	3-267	01-099-7842	3-234
01-082-3321	3-25	01-084-8854	3-167	01-092-8498	3-267	01-099-7853	3-242
01-082-5414	3-106	01-085-2922	3-283	01-092-8499	3-267	01-099-7854	3-242
01-082-5415	3-108	01-085-4718	3-115	01-092-8500	3-267	01-099-7855	3-242
01-082-6707	3-289	01-085-5175	3-91	01-092-8501	3-267	01-099-7856	3-242
01-082-8811	3-327	01-085-5176	3-91	01-092-9755	3-271	01-099-7857	3-242
01-083-1936	3-33	01-085-5187	3-283	01-093-0048	3-330	01-099-7858	3-242
01-083-2004	3-88	01-085-5225	3-165	01-093-1648	3-336	01-099-7859	3-242
01-083-4188	3-58	01-085-6586	3-283	01-093-7323	3-71	01-099-7860	3-242
01-083-5212	3-277	01-086-0053	3-57	01-093-7934	3-58	01-099-7861	3-242
01-083-5952	3-167	01-086-0424	3-279	01-093-8458	3-5	01-099-7862	3-242
01-083-6230	3-21	01-086-5053	3-196	01-094-4305	3-126	01-100-0084	3-282
01-084-1017	3-242	01-086-5635	3-6	01-094-4308	3-162	01-100-0976	3-222
01-084-1639	3-234	01-086-8077	3-77	01-094-4309	3-162	01-100-0977	3-242
01-084-1640	3-234	01-086-9186	3-58	01-095-0865	3-19	01-100-4084	3-21
01-084-1641	3-234	01-087-0285	3-24	01-095-2184	3-156	01-100-9066	3-213

NIIN Cross Reference Index

<u>NIIN</u>	<u>Page No.</u>	<u>NIIN</u>	<u>Page No.</u>	<u>NIIN</u>	<u>Page No.</u>	<u>NIIN</u>	<u>Page No.</u>
01-100-9067	3-213	01-105-2365	3-250	01-105-9038	3-282	01-115-0026	3-264
01-101-1101	3-220	01-105-2366	3-250	01-106-0118	3-156	01-115-5170	3-327
01-101-1222	3-121	01-105-2367	3-250	01-106-4725	3-166	01-115-6071	3-133
01-101-3866	3-193	01-105-2368	3-250	01-106-6736	3-27	01-115-6072	3-133
01-101-4055	3-197	01-105-2371	3-250	01-106-9881	3-131	01-115-6073	3-133
01-101-4056	3-197	01-105-2372	3-250	01-106-9884	3-131	01-116-3725	3-326
01-101-8542	3-25	01-105-2373	3-250	01-107-1140	3-131		3-327
01-101-8835	3-272	01-105-2375	3-250	01-107-1141	3-131	01-116-7865	3-165
01-102-1473	3-269	01-105-2376	3-250	01-107-1142	3-131	01-116-7866	3-165
01-102-1642	3-45	01-105-2377	3-250	01-107-1281	3-129	01-116-7867	3-165
01-102-2723	3-27	01-105-2378	3-250	01-107-5395	3-29	01-117-2756	3-21
01-102-6731	3-129	01-105-2380	3-250	01-107-7406	3-291	01-117-2928	3-270
01-102-7354	3-6	01-105-2381	3-250	01-108-2036	3-55		3-270
01-102-9455	3-269	01-105-2382	3-250	01-108-2159	3-45	01-117-5053	3-9
01-103-2139	3-46	01-105-2383	3-250	01-108-8458	3-21	01-117-6376	3-22
01-103-2868	3-186	01-105-2385	3-250	01-108-9640	3-161	01-117-6464	3-17
01-103-3081	3-71	01-105-2386	3-250	01-109-3369	3-264	01-117-8699	3-263
01-103-3124	3-282	01-105-2387	3-250	01-110-3177	3-9	01-118-1215	3-21
01-103-4526	3-7	01-105-2388	3-250	01-110-4478	3-87	01-118-2612	3-105
01-103-6583	3-92	01-105-2390	3-250	01-110-8894	3-49	01-118-6816	3-64
01-103-8266	3-154	01-105-2391	3-250	01-110-8910	3-48	01-118-8173	3-264
01-103-8453	3-89	01-105-2392	3-250		3-48	01-119-5626	3-155
01-104-0698	3-289	01-105-2393	3-250	01-110-9470	3-43	01-119-5660	3-217
01-104-0928	3-130	01-105-2395	3-250	01-110-9490	3-224	01-119-5661	3-217
01-104-0929	3-130	01-105-2396	3-250	01-111-0754	3-49	01-119-8109	3-195
01-104-1133	3-339	01-105-2397	3-250	01-111-3634	3-103	01-120-0654	3-225
01-104-1154	3-130	01-105-2398	3-250	01-111-4642	3-55	01-120-0657	3-225
01-104-2427	3-93	01-105-2400	3-250	01-111-4643	3-55	01-120-0658	3-225
01-104-5202	3-133	01-105-2401	3-250	01-111-4644	3-55	01-120-3375	3-195
01-104-5227	3-274	01-105-2402	3-250	01-111-4852	3-129	01-120-7828	3-133
01-104-5257	3-134	01-105-2403	3-250	01-111-4853	3-129	01-120-7996	3-115
	3-134	01-105-2405	3-250	01-111-5693	3-166	01-120-8270	3-334
01-104-5258	3-134	01-105-2406	3-250	01-111-7709	3-49	01-121-0572	3-96
01-105-2332	3-250	01-105-2407	3-250	01-112-0296	3-6	01-121-2319	3-31
01-105-2333	3-250	01-105-2410	3-250	01-112-0646	3-131	01-122-1205	3-169
01-105-2334	3-250	01-105-2411	3-250	01-112-1474	3-245	01-122-5012	3-349
01-105-2337	3-250	01-105-2412	3-250	01-112-1475	3-245	01-122-7396	3-285
01-105-2338	3-250	01-105-2415	3-250	01-112-1476	3-245	01-122-9085	3-21
01-105-2340	3-250	01-105-2416	3-250	01-112-1477	3-245	01-123-0248	3-68
01-105-2341	3-250	01-105-2417	3-250	01-112-1833	3-34	01-123-1777	3-129
01-105-2344	3-250	01-105-2420	3-250	01-112-7281	3-6	01-123-2841	3-27
01-105-2345	3-250	01-105-2421	3-250	01-112-7282	3-6	01-123-2994	3-289
01-105-2348	3-250	01-105-2424	3-250	01-112-9759	3-9	01-123-5127	3-23
01-105-2349	3-250	01-105-2425	3-250	01-113-0110	3-107	01-123-5836	3-9
01-105-2352	3-250	01-105-2426	3-250	01-113-0741	3-22	01-123-7564	3-45
01-105-2353	3-250	01-105-2427	3-250	01-113-2045	3-271	01-123-8642	3-19
01-105-2354	3-250	01-105-2535	3-235	01-113-2046	3-271	01-123-8947	3-136
01-105-2357	3-250	01-105-2969	3-95	01-113-2047	3-271	01-124-5282	3-58
01-105-2358	3-250	01-105-2972	3-90	01-113-5182	3-6	01-124-5660	3-165
01-105-2359	3-250	01-105-4666	3-250	01-113-5981	3-283	01-124-7632	3-165
01-105-2361	3-250	01-105-5593	3-95	01-113-6506	3-280	01-125-5234	3-108
01-105-2362	3-250	01-105-6614	3-55	01-113-8890	3-290	01-125-5270	3-115
01-105-2363	3-250	01-105-6832	3-87	01-114-3447	3-21	01-126-2980	3-67

NIIN Cross Reference Index

<u>NIIN</u>	<u>Page No.</u>	<u>NIIN</u>	<u>Page No.</u>	<u>NIIN</u>	<u>Page No.</u>	<u>NIIN</u>	<u>Page No.</u>
01-126-3973	3-25	01-140-8784	3-90	01-148-7349	3-223	01-152-7623	3-229
01-126-6275	3-205	01-141-0813	3-263	01-148-7350	3-223	01-152-7624	3-229
01-126-9961	3-6	01-141-2901	3-62	01-148-7351	3-223	01-152-7625	3-229
01-127-3540	3-6	01-142-6217	3-93	01-148-7352	3-223	01-154-0253	3-49
01-127-3541	3-6	01-143-1844	3-286	01-148-7353	3-223	01-154-4119	3-193
01-127-3542	3-6	01-143-2702	3-188	01-148-7354	3-223	01-154-5442	3-290
01-127-4376	3-171	01-143-6991	3-70	01-148-7355	3-223	01-154-5443	3-290
01-127-6692	3-55	01-143-7702	3-72	01-148-7356	3-223	01-154-9252	3-187
01-127-6693	3-55	01-144-1066	3-286	01-148-7357	3-223	01-157-0937	3-49
01-127-7337	3-267	01-144-1317	3-56	01-148-7358	3-223	01-157-4500	3-19
01-127-7341	3-6	01-145-1259	3-270	01-148-7359	3-223	01-157-5114	3-69
01-128-3604	3-21	01-145-5797	3-175	01-148-7360	3-223	01-157-8317	3-155
01-128-3641	3-21	01-146-3361	3-165	01-148-7361	3-223	01-157-9028	3-23
01-128-3782	3-19	01-146-4575	3-238	01-148-7362	3-223	01-157-9676	3-208
01-128-3800	3-19	01-146-4576	3-238	01-148-7363	3-223	01-158-3502	3-282
01-128-4840	3-167	01-146-4577	3-238	01-148-7364	3-223	01-158-6512	3-34
01-128-6718	3-21	01-146-6918	3-64	01-148-7365	3-223	01-158-6513	3-34
01-129-1128	3-175	01-146-8219	3-73	01-148-7366	3-223	01-158-9446	3-236
01-129-3762	3-108	01-147-2064	3-208	01-148-7367	3-223	01-158-9447	3-236
01-129-8006	3-236	01-147-5947	3-154	01-148-7368	3-223	01-158-9448	3-236
01-130-2410	3-280	01-147-6263	3-236	01-148-7369	3-223	01-158-9449	3-236
01-130-3795	3-267	01-147-6811	3-165	01-148-7370	3-223	01-158-9450	3-236
01-131-0091	3-165	01-147-6812	3-165	01-148-7371	3-223	01-158-9451	3-236
01-131-3324	3-271	01-147-9261	3-280	01-148-7372	3-223	01-158-9452	3-236
01-131-3325	3-271	01-147-9540	3-236	01-148-7373	3-223	01-158-9453	3-236
01-131-8104	3-45	01-148-7321	3-223	01-148-7374	3-223	01-158-9454	3-236
01-132-0165	3-87	01-148-7322	3-223	01-148-7375	3-223	01-158-9455	3-236
01-132-4996	3-161	01-148-7323	3-223	01-148-7376	3-223	01-158-9456	3-236
01-132-5524	3-129	01-148-7324	3-223	01-148-9083	3-238	01-158-9457	3-236
01-133-4281	3-285	01-148-7325	3-223	01-149-1717	3-23	01-158-9458	3-236
01-133-7372	3-334	01-148-7326	3-223	01-149-4059	3-20	01-158-9459	3-236
01-133-7791	3-58	01-148-7327	3-223	01-150-0334	3-165	01-159-1325	3-334
01-133-9042	3-95	01-148-7328	3-223	01-150-0677	3-197	01-159-1326	3-334
01-134-1766	3-71	01-148-7329	3-223	01-150-0716	3-126	01-159-1585	3-160
01-134-6987	3-68	01-148-7330	3-223	01-150-3183	3-165	01-159-3706	3-19
01-134-9808	3-32	01-148-7331	3-223	01-150-6198	3-240	01-159-8813	3-282
01-135-3873	3-71	01-148-7332	3-223	01-150-6199	3-240	01-159-8847	3-23
01-135-6836	3-48	01-148-7333	3-223	01-150-6200	3-240	01-159-8849	3-23
01-135-7073	3-131	01-148-7334	3-223	01-150-6201	3-240	01-160-1571	3-130
01-135-7080	3-23	01-148-7335	3-223	01-151-1244	3-21	01-160-2261	3-49
01-135-7081	3-23	01-148-7336	3-223	01-151-1865	3-223	01-160-3868	3-115
01-135-9568	3-348	01-148-7337	3-223	01-151-3483	3-282	01-160-4229	3-96
01-136-6507	3-21	01-148-7338	3-223	01-152-1317	3-331	01-160-8460	3-58
01-136-9801	3-283	01-148-7339	3-223	01-152-2278	3-131	01-160-8461	3-58
01-137-3003	3-131	01-148-7340	3-223	01-152-2771	3-130	01-160-8463	3-55
01-137-4608	3-71	01-148-7341	3-223	01-152-3588	3-208	01-160-8464	3-55
	3-72	01-148-7342	3-223	01-152-4117	3-272	01-160-8466	3-55
01-137-5888	3-70	01-148-7343	3-223	01-152-4118	3-272	01-160-8481	3-55
01-137-6400	3-22	01-148-7344	3-223	01-152-4119	3-272	01-160-8482	3-55
01-137-6964	3-188	01-148-7345	3-223	01-152-5077	3-48	01-161-5864	3-19
01-138-9617	3-21	01-148-7346	3-223	01-152-7620	3-229	01-161-6391	3-286
01-140-6150	3-109	01-148-7347	3-223	01-152-7621	3-229	01-161-7119	3-255
01-140-8059	3-22	01-148-7348	3-223	01-152-7622	3-229	01-161-7120	3-255

NIIN Cross Reference Index

<u>NIIN</u>	<u>Page No.</u>	<u>NIIN</u>	<u>Page No.</u>	<u>NIIN</u>	<u>Page No.</u>	<u>NIIN</u>	<u>Page No.</u>
01-161-7121	3-255	01-166-7813	3-243	01-174-2427	3-251	01-184-1344	3-242
01-161-7122	3-255	01-166-7814	3-243	01-174-3671	3-20	01-184-1345	3-242
01-161-7123	3-255	01-166-7815	3-243	01-174-5074	3-105	01-184-1346	3-242
01-161-7124	3-255	01-166-7816	3-243	01-174-6276	3-201	01-184-1347	3-242
01-161-7125	3-255	01-166-7961	3-22	01-175-8866	3-48	01-184-1348	3-242
01-161-7126	3-255	01-166-8034	3-19	01-176-0191	3-61	01-184-1349	3-242
01-161-7128	3-255	01-167-7587	3-134	01-176-0669	3-181	01-184-1350	3-242
01-161-7132	3-255	01-167-7604	3-43	01-176-5710	3-96	01-184-1351	3-242
01-161-8013	3-56	01-167-8151	3-20	01-177-3633	3-173	01-184-1352	3-242
01-161-8026	3-283	01-167-9892	3-130	01-177-6802	3-19	01-184-1353	3-242
01-162-2640	3-334	01-168-0775	3-17	01-177-9211	3-208	01-184-1354	3-242
01-162-4113	3-19	01-168-1580	3-72	01-177-9382	3-130	01-184-1355	3-242
01-162-4453	3-250	01-168-1581	3-68	01-177-9383	3-130	01-184-1356	3-242
01-162-6769	3-241	01-168-3343	3-20	01-177-9385	3-130	01-184-1357	3-242
01-162-8704	3-19	01-168-3411	3-277	01-177-9445	3-94	01-184-1358	3-242
01-163-1075	3-56	01-168-3956	3-21	01-178-4726	3-272	01-184-1359	3-242
01-163-2054	3-279	01-168-4246	3-34	01-178-5559	3-77	01-184-1360	3-242
01-163-2654	3-334	01-169-1770	3-105	01-178-5560	3-77	01-184-7159	3-195
01-163-3483	3-188	01-169-5944	3-220	01-178-6050	3-56	01-185-3702	3-57
01-163-7853	3-286	01-169-5995	3-283	01-178-7895	3-217	01-185-3703	3-57
01-163-8811	3-133	01-169-6568	3-105	01-179-0203	3-279	01-185-3704	3-57
01-163-8812	3-133	01-169-8225	3-257	01-179-3380	3-21	01-185-3757	3-285
01-163-8813	3-133	01-169-8226	3-257	01-179-3497	3-22	01-186-0063	3-25
01-164-5621	3-21	01-170-0702	3-72	01-179-4832	3-20	01-186-1349	3-322
01-164-8586	3-21	01-170-0918	3-257	01-179-4833	3-19	01-186-3477	3-35
01-165-1870	3-19	01-170-5143	3-257	01-180-0148	3-279	01-186-3526	3-57
01-165-2932	3-21	01-170-6307	3-27	01-180-0149	3-279	01-186-3565	3-304
01-165-4488	3-23	01-171-4479	3-133	01-180-0150	3-279	01-186-3605	3-160
01-165-5408	3-115	01-171-5758	3-19	01-180-0151	3-279	01-186-3987	3-155
01-165-8707	3-20	01-171-5968	3-48	01-180-0167	3-111	01-186-5611	3-19
01-165-8806	3-48	01-172-8376	3-113	01-180-3401	3-19	01-187-7269	3-88
01-165-8961	3-89	01-172-9712	3-17	01-180-3693	3-56	01-187-7773	3-213
01-166-0682	3-160	01-172-9927	3-290	01-180-3694	3-56	01-188-8528	3-32
01-166-0878	3-160	01-173-1426	3-155	01-180-3777	3-282	01-188-8529	3-32
01-166-7184	3-55	01-173-1874	3-257	01-181-0162	3-130	01-188-8530	3-32
01-166-7186	3-55	01-173-3992	3-117	01-181-1398	3-240	01-189-1480	3-64
01-166-7187	3-55	01-173-4436	3-208	01-181-1656	3-58	01-189-3220	3-22
01-166-7738	3-92	01-173-8392	3-105	01-181-1672	3-19	01-189-3226	3-19
01-166-7798	3-243	01-173-9653	3-105	01-181-2549	3-48	01-189-4976	3-283
01-166-7799	3-243	01-174-2413	3-251	01-181-5678	3-21	01-189-5067	3-131
01-166-7800	3-243	01-174-2414	3-251	01-181-6652	3-20	01-189-7062	3-134
01-166-7801	3-243	01-174-2415	3-251	01-182-5858	3-71	01-189-9261	3-21
01-166-7802	3-243	01-174-2416	3-251	01-182-7761	3-34	01-190-0028	3-221
01-166-7803	3-243	01-174-2417	3-251	01-183-6703	3-27	01-190-0029	3-221
01-166-7804	3-243	01-174-2418	3-251	01-183-8585	3-175	01-190-0030	3-221
01-166-7805	3-243	01-174-2419	3-251	01-183-9764	3-195	01-190-0031	3-221
01-166-7806	3-243	01-174-2420	3-251	01-183-9767	3-195	01-190-0032	3-221
01-166-7807	3-243	01-174-2421	3-251	01-183-9768	3-195	01-190-0034	3-221
01-166-7808	3-243	01-174-2422	3-251	01-183-9769	3-195	01-190-6815	3-22
01-166-7809	3-243	01-174-2423	3-251	01-184-1340	3-242	01-190-9816	3-131
01-166-7810	3-243	01-174-2424	3-251	01-184-1341	3-242	01-191-3333	3-48
01-166-7811	3-243	01-174-2425	3-251	01-184-1342	3-242	01-191-5928	3-134
01-166-7812	3-243	01-174-2426	3-251	01-184-1343	3-242	01-192-1437	3-25

NIIN Cross Reference Index

<u>NIIN</u>	<u>Page No.</u>	<u>NIIN</u>	<u>Page No.</u>	<u>NIIN</u>	<u>Page No.</u>	<u>NIIN</u>	<u>Page No.</u>
01-192-4849	3-23	01-198-1327	3-248	01-198-1389	3-247	01-202-3494	3-47
01-192-4850	3-23	01-198-1328	3-248	01-198-1390	3-247	01-202-3495	3-47
01-192-9164	3-223	01-198-1329	3-248	01-198-1391	3-247	01-202-3518	3-47
01-192-9165	3-223	01-198-1330	3-248	01-198-1394	3-247	01-202-7753	3-47
01-192-9166	3-223	01-198-1333	3-248	01-198-1395	3-247	01-202-8466	3-47
01-192-9167	3-223	01-198-1334	3-248	01-198-1396	3-247	01-202-8477	3-48
01-192-9168	3-223	01-198-1335	3-248	01-198-1397	3-247	01-202-8478	3-48
01-192-9169	3-223	01-198-1336	3-248	01-198-1398	3-247	01-202-9011	3-47
01-192-9170	3-223	01-198-1337	3-248	01-198-1399	3-247	01-202-9503	3-47
01-192-9171	3-223	01-198-1338	3-248	01-198-1400	3-247	01-202-9504	3-47
01-192-9172	3-223	01-198-1339	3-248	01-198-1404	3-247	01-202-9507	3-47
01-193-3700	3-349	01-198-1340	3-248	01-198-1405	3-247	01-202-9509	3-47
01-193-3701	3-349	01-198-1343	3-248	01-198-1406	3-247	01-202-9533	3-48
01-193-4022	3-250	01-198-1344	3-248	01-198-1407	3-247	01-202-9546	3-48
01-193-5712	3-19	01-198-1345	3-248	01-198-1408	3-247	01-202-9547	3-48
01-193-6717	3-191	01-198-1346	3-248	01-198-1409	3-247	01-202-9555	3-48
01-193-7784	3-133	01-198-1347	3-248	01-198-1410	3-247	01-203-4708	3-151
01-193-7788	3-133	01-198-1348	3-248	01-198-1411	3-247	01-203-6568	3-47
01-194-2561	3-283	01-198-1349	3-248	01-198-1414	3-247	01-203-8814	3-151
01-195-1841	3-257	01-198-1350	3-248	01-198-1415	3-247	01-204-0544	3-47
01-195-3393	3-49	01-198-1351	3-248	01-198-1416	3-247	01-204-1096	3-56
01-195-3394	3-49	01-198-1352	3-248	01-198-1417	3-247	01-204-1751	3-129
01-195-3395	3-49	01-198-1353	3-248	01-198-1418	3-247	01-204-2668	3-241
01-195-5355	3-171	01-198-1354	3-247	01-198-1419	3-247	01-204-4265	3-48
01-195-6030	3-20	01-198-1355	3-247	01-198-1420	3-247	01-204-4855	3-47
01-195-8730	3-195	01-198-1356	3-247	01-198-1424	3-247	01-204-6997	3-47
01-195-9752	3-77	01-198-1357	3-247	01-198-1425	3-247	01-205-1097	3-48
01-195-9753	3-77	01-198-1358	3-247	01-198-1426	3-247	01-205-3638	3-47
01-196-0136	3-77	01-198-1359	3-247	01-198-1427	3-247	01-205-3642	3-47
01-196-5472	3-116	01-198-1360	3-247	01-198-1428	3-247	01-205-6804	3-160
01-196-8374	3-238	01-198-1361	3-247	01-198-1429	3-247	01-206-0998	3-69
01-196-8375	3-238	01-198-1364	3-247	01-198-1430	3-247		3-72
01-196-8376	3-238	01-198-1365	3-247	01-198-1431	3-247	01-206-1081	3-131
01-196-8377	3-238	01-198-1366	3-247	01-198-1434	3-247	01-206-7518	3-48
01-196-8378	3-238	01-198-1367	3-247	01-198-1435	3-247	01-207-3950	3-157
01-196-8379	3-238	01-198-1368	3-247	01-198-5175	3-255	01-207-4264	3-161
01-196-8380	3-238	01-198-1369	3-247	01-198-5623	3-58	01-207-4265	3-161
01-196-8381	3-238	01-198-1370	3-247	01-199-7158	3-22	01-207-4266	3-161
01-196-8383	3-238	01-198-1371	3-247	01-200-4523	3-350	01-207-4268	3-161
01-196-8384	3-238	01-198-1374	3-247	01-200-9272	3-166	01-207-4269	3-161
01-196-8385	3-238	01-198-1375	3-247	01-201-1572	3-20	01-207-4270	3-161
01-196-8386	3-238	01-198-1376	3-247	01-201-3909	3-20	01-207-4290	3-161
01-196-8394	3-250	01-198-1377	3-247	01-201-4467	3-20	01-207-4353	3-165
01-196-9571	3-91	01-198-1378	3-247	01-201-7487	3-32	01-207-4354	3-165
	3-93	01-198-1379	3-247	01-201-7518	3-19	01-207-4356	3-165
01-197-2689	3-49	01-198-1380	3-247	01-201-8822	3-48	01-207-5547	3-115
01-197-7689	3-270	01-198-1381	3-247	01-201-9509	3-47	01-207-6523	3-31
01-197-7690	3-270	01-198-1383	3-247	01-202-0684	3-47	01-208-6003	3-191
01-197-7691	3-270	01-198-1384	3-247	01-202-0685	3-47	01-208-6247	3-134
01-197-7692	3-270	01-198-1385	3-247	01-202-0686	3-47	01-209-2684	3-272
01-197-7693	3-270	01-198-1386	3-247	01-202-0693	3-48		3-273
01-198-1325	3-248	01-198-1387	3-247	01-202-2927	3-162	01-209-4434	3-77
01-198-1326	3-248	01-198-1388	3-247	01-202-3493	3-47	01-209-4435	3-77

NIIN Cross Reference Index

<u>NIIN</u>	<u>Page No.</u>	<u>NIIN</u>	<u>Page No.</u>	<u>NIIN</u>	<u>Page No.</u>	<u>NIIN</u>	<u>Page No.</u>
01-209-4436	3-77	01-220-2518	3-227	01-228-1346	3-242	01-229-9489	3-228
01-209-6868	3-270	01-220-2519	3-227	01-228-1347	3-242	01-229-9490	3-228
01-209-7452	3-48	01-220-2520	3-227	01-228-1349	3-242	01-229-9493	3-228
01-210-1938	3-273	01-220-2521	3-227	01-228-1350	3-242	01-229-9494	3-228
01-210-2343	3-47	01-220-2522	3-227	01-228-1351	3-242	01-229-9496	3-228
01-210-8715	3-43	01-220-2523	3-227	01-228-3170	3-251	01-229-9497	3-228
01-211-4517	3-19	01-220-2524	3-227	01-228-3171	3-251	01-229-9498	3-228
01-211-4811	3-282	01-220-2525	3-227	01-228-3172	3-251	01-229-9501	3-228
01-211-5605	3-155	01-220-2526	3-227	01-228-3173	3-251	01-229-9502	3-228
01-211-9798	3-49	01-220-2527	3-227	01-228-3174	3-251	01-230-6167	3-222
01-212-4777	3-48	01-220-2528	3-227	01-228-3175	3-251	01-230-6173	3-222
01-212-5493	3-178	01-220-2529	3-227	01-228-3176	3-251	01-230-6174	3-222
01-212-8721	3-75	01-220-2530	3-227	01-228-3177	3-251	01-230-6175	3-222
01-213-5720	3-283	01-220-2531	3-227	01-228-3178	3-251	01-230-6176	3-222
01-213-8461	3-48	01-220-5968	3-178	01-228-3179	3-251	01-230-6185	3-222
01-214-0653	3-21	01-222-8718	3-19	01-228-7445	3-126	01-230-6186	3-222
01-214-2011	3-21	01-223-5093	3-129	01-229-2876	3-21	01-230-6187	3-222
01-214-3704	3-283	01-223-7324	3-279	01-229-9436	3-229	01-230-6188	3-222
01-214-4000	3-223	01-224-0507	3-255	01-229-9437	3-228	01-230-6189	3-222
01-214-4001	3-223	01-224-2081	3-48	01-229-9438	3-228	01-230-6190	3-222
01-214-4002	3-223	01-224-6427	3-129	01-229-9440	3-228	01-230-6191	3-222
01-214-4003	3-223	01-224-8309	3-47	01-229-9441	3-228	01-230-6192	3-222
01-214-4004	3-223	01-224-8312	3-47	01-229-9442	3-228	01-230-6199	3-222
01-214-8285	3-240	01-224-8317	3-47	01-229-9444	3-228	01-230-6200	3-222
01-214-8286	3-242	01-224-9064	3-223	01-229-9445	3-228	01-230-6201	3-222
01-214-8289	3-242	01-224-9065	3-223	01-229-9446	3-228	01-230-6202	3-222
01-214-8290	3-242	01-224-9066	3-223	01-229-9448	3-228	01-230-6203	3-222
01-214-8291	3-242	01-224-9067	3-223	01-229-9449	3-228	01-230-6204	3-222
01-214-8292	3-242	01-224-9185	3-47	01-229-9450	3-228	01-230-6209	3-222
01-214-9569	3-21	01-225-1042	3-280	01-229-9451	3-228	01-230-6210	3-222
01-215-2102	3-25	01-225-2151	3-47	01-229-9452	3-228	01-230-6211	3-222
01-215-2169	3-63	01-225-2196	3-48	01-229-9453	3-228	01-230-6212	3-222
01-215-4160	3-111	01-225-2205	3-48	01-229-9454	3-228	01-230-6213	3-222
01-215-6569	3-171	01-225-2665	3-47	01-229-9457	3-228	01-230-6214	3-222
01-216-7082	3-25	01-225-4393	3-23	01-229-9458	3-228	01-230-8556	3-114
01-216-7083	3-25	01-226-8156	3-166	01-229-9460	3-228	01-230-8598	3-77
01-217-8679	3-20	01-227-2314	3-19	01-229-9461	3-228	01-230-8599	3-77
01-217-8692	3-286	01-227-9549	3-243	01-229-9462	3-228	01-230-8601	3-77
01-218-0856	3-178	01-227-9550	3-243	01-229-9465	3-228	01-231-1907	3-21
01-218-0858	3-178	01-227-9551	3-243	01-229-9466	3-228	01-231-1972	3-46
01-218-5146	3-77	01-228-1311	3-240	01-229-9469	3-228	01-231-2079	3-89
01-219-2309	3-155	01-228-1312	3-240	01-229-9470	3-228	01-231-3274	3-10
01-219-4307	3-19	01-228-1313	3-240	01-229-9472	3-228	01-231-5334	3-283
01-219-5753	3-155	01-228-1314	3-240	01-229-9473	3-228	01-231-5415	3-285
01-219-7414	3-282	01-228-1315	3-240	01-229-9474	3-228	01-232-4596	3-21
01-220-1933	3-21	01-228-1316	3-240	01-229-9477	3-228	01-232-8774	3-283
01-220-2511	3-227	01-228-1317	3-240	01-229-9478	3-228	01-232-9164	3-113
01-220-2512	3-227	01-228-1318	3-240	01-229-9480	3-228	01-233-0033	3-156
01-220-2513	3-227	01-228-1319	3-240	01-229-9481	3-228	01-233-8816	3-228
01-220-2514	3-227	01-228-1320	3-240	01-229-9482	3-228	01-233-8817	3-228
01-220-2515	3-227	01-228-1321	3-240	01-229-9485	3-228	01-233-8820	3-228
01-220-2516	3-227	01-228-1322	3-240	01-229-9486	3-228	01-233-8823	3-228
01-220-2517	3-227	01-228-1342	3-242	01-229-9488	3-228	01-233-8832	3-228

NIIN Cross Reference Index

<u>NIIN</u>	<u>Page No.</u>	<u>NIIN</u>	<u>Page No.</u>	<u>NIIN</u>	<u>Page No.</u>	<u>NIIN</u>	<u>Page No.</u>
01-234-0219	3-113	01-247-0362	3-77	01-260-2534	3-272	01-268-7584	3-178
01-234-2081	3-68	01-247-0363	3-77	01-260-7933	3-89	01-269-4197	3-316
01-234-8149	3-209	01-247-0368	3-77	01-261-2036	3-258	01-269-4198	3-317
01-235-0872	3-113	01-247-0623	3-317	01-261-4688	3-269	01-269-4199	3-316
01-235-0873	3-113	01-247-4723	3-31	01-262-0145	3-69	01-269-7398	3-316
01-235-0934	3-156	01-247-5032	3-155	01-262-0148	3-72	01-269-7695	3-258
01-235-2612	3-166	01-247-7549	3-61	01-262-0149	3-72	01-270-0503	3-290
01-235-8034	3-23	01-248-4606	3-69	01-262-0229	3-75	01-270-8967	3-350
01-235-9825	3-152	01-248-7904	3-316	01-262-3358	3-269	01-270-8968	3-350
01-236-2970	3-23	01-249-5447	3-109	01-262-5377	3-280	01-270-8969	3-350
01-236-2971	3-23	01-249-6421	3-160	01-262-5786	3-69	01-270-8970	3-350
01-236-8901	3-282	01-249-8427	3-282		3-72	01-270-8971	3-350
01-236-8941	3-176	01-250-1824	3-103	01-262-5787	3-69	01-271-2329	3-350
01-237-1481	3-73	01-250-7543	3-247		3-72	01-271-2796	3-286
01-237-6514	3-350	01-250-7544	3-247	01-262-8799	3-327	01-271-8069	3-238
01-237-7467	3-273	01-250-7545	3-247	01-262-9613	3-200	01-272-1473	3-315
01-237-7468	3-270	01-250-7546	3-247	01-263-6265	3-201	01-272-4899	3-316
01-237-7482	3-113	01-250-7547	3-247	01-263-6700	3-148	01-272-4900	3-316
01-237-7980	3-273	01-250-7548	3-247	01-263-7243	3-272	01-273-3755	3-165
01-237-8004	3-113	01-251-1427	3-67	01-263-8427	3-272	01-273-4641	3-316
01-238-0979	3-160	01-251-4270	3-21	01-263-9774	3-116	01-273-4642	3-316
01-238-1382	3-203	01-252-3306	3-32	01-264-3083	3-129	01-273-6089	3-208
01-238-1728	3-160	01-253-3479	3-282	01-265-0612	3-77	01-274-1279	3-7
01-238-5374	3-73	01-253-5335	3-264	01-265-0613	3-77	01-274-1352	3-20
01-238-8662	3-282	01-253-6781	3-114	01-265-0614	3-77	01-274-1640	3-207
01-239-3994	3-3	01-253-8221	3-134	01-265-6414	3-337	01-274-2132	3-209
01-240-1951	3-319	01-254-0132	3-21	01-265-9128	3-179		3-209
01-240-5867	3-23	01-254-7914	3-59	01-265-9137	3-179	01-274-2976	3-319
01-241-5663	3-23	01-254-7985	3-258	01-265-9138	3-179	01-274-2977	3-319
01-242-2316	3-129	01-254-7986	3-258	01-265-9139	3-179	01-274-2979	3-319
01-243-0587	3-285	01-254-7987	3-258	01-265-9140	3-179	01-274-4000	3-31
01-244-7697	3-307	01-254-7988	3-258	01-265-9141	3-179	01-274-4554	3-316
01-244-7698	3-317	01-255-9587	3-316	01-265-9142	3-179	01-274-4557	3-316
01-245-4176	3-319	01-255-9955	3-76	01-265-9143	3-179	01-274-4558	3-316
	3-319	01-256-1085	3-146	01-265-9144	3-179	01-274-5177	3-21
01-245-5481	3-286	01-256-1086	3-146	01-265-9145	3-179	01-274-5768	3-331
01-245-6639	3-319	01-256-1087	3-146	01-265-9149	3-179	01-274-6197	3-317
01-245-9723	3-19	01-256-1089	3-146	01-265-9150	3-179	01-274-7142	3-307
01-246-0670	3-316	01-256-1091	3-146	01-265-9151	3-179	01-275-5050	3-185
01-246-0671	3-316	01-256-1092	3-146	01-265-9152	3-179	01-275-7164	3-282
01-246-0672	3-317	01-256-1093	3-146	01-265-9153	3-179	01-276-1532	3-225
01-246-4176	3-221	01-256-1524	3-35	01-265-9154	3-179	01-276-1533	3-225
01-246-4177	3-221	01-256-1581	3-19	01-266-1976	3-109	01-276-1534	3-225
01-246-4178	3-221	01-256-1586	3-19	01-266-4562	3-134	01-276-1535	3-225
01-246-4179	3-221	01-256-5028	3-114	01-266-5085	3-317	01-276-1536	3-225
01-246-4180	3-221	01-256-5029	3-114	01-267-1320	3-1	01-276-1537	3-225
01-246-4181	3-221	01-256-6433	3-271	01-267-1410	3-133	01-276-3458	3-316
01-246-4182	3-221	01-257-3346	3-323	01-267-4346	3-111	01-276-3459	3-317
01-246-4183	3-221	01-259-0756	3-286	01-267-9661	3-236	01-276-3781	3-21
01-246-4184	3-221	01-259-4495	3-61	01-268-0641	3-141	01-276-9945	3-21
01-246-4185	3-221	01-259-7154	3-115	01-268-1528	3-131	01-277-0532	3-23
01-246-6087	3-20	01-259-8231	3-106	01-268-3472	3-239	01-277-0533	3-23
01-246-7513	3-307	01-260-0563	3-318	01-268-3473	3-238	01-277-0540	3-25

NIIN Cross Reference Index

NIIN	Page No.	NIIN	Page No.	NIIN	Page No.	NIIN	Page No.
01-277-0595	3-114	01-285-3043	3-179	01-293-3010	3-179	01-302-6838	3-178
01-277-3283	3-317	01-285-3044	3-179	01-293-3011	3-179	01-303-1301	3-111
01-277-7305	3-319	01-285-3046	3-179	01-293-3012	3-179	01-303-8945	3-234
01-277-7319	3-317	01-285-3048	3-179	01-293-3013	3-179	01-304-0885	3-275
01-278-1336	3-111	01-285-3554	3-179	01-293-3014	3-179		3-275
01-278-4047	3-316	01-285-3555	3-179	01-293-3015	3-179	01-304-6355	3-72
01-278-4129	3-151	01-285-4079	3-336	01-293-3016	3-179	01-304-8806	3-48
01-278-4130	3-151	01-285-4396	3-62	01-293-3017	3-179	01-304-9751	3-165
01-278-4421	3-114	01-285-7285	3-179	01-293-3018	3-179	01-305-5550	3-179
01-278-6985	3-231	01-285-7286	3-179	01-293-3019	3-179	01-305-6978	3-228
01-278-8265	3-138	01-285-8084	3-319	01-293-3020	3-179	01-305-6979	3-228
01-279-6307	3-75	01-286-0421	3-111	01-293-3793	3-179	01-305-6980	3-228
01-280-0392	3-25	01-286-0983	3-119	01-293-3794	3-179	01-305-6981	3-228
01-280-5359	3-56	01-286-6336	3-221	01-293-3795	3-179	01-305-6982	3-228
01-280-6963	3-49	01-286-6337	3-221	01-293-3796	3-179	01-305-6983	3-228
01-280-7025	3-316	01-286-6338	3-221	01-293-3797	3-179	01-305-6984	3-228
01-280-8734	3-146	01-286-6339	3-221	01-293-3798	3-179	01-305-6985	3-228
01-280-9671	3-154	01-286-6340	3-221	01-293-3799	3-179	01-305-6986	3-228
01-280-9672	3-154	01-286-6341	3-221	01-293-6182	3-179	01-306-8369	3-175
01-281-0156	3-25	01-286-6342	3-221	01-294-1115	3-176	01-306-9167	3-271
01-281-0336	3-282	01-286-6343	3-221	01-294-6500	3-279	01-310-5121	3-282
01-281-4608	3-282	01-286-6344	3-221	01-294-8757	3-155	01-311-7697	3-31
01-281-6014	3-34	01-286-6345	3-221	01-295-4890	3-155	01-311-9640	3-230
01-282-6085	3-31	01-286-6346	3-221	01-296-0114	3-21	01-311-9642	3-230
01-282-7630	3-77	01-286-6347	3-221	01-297-5080	3-61	01-311-9643	3-230
01-282-9304	3-317	01-286-6348	3-221	01-297-5582	3-53	01-311-9644	3-230
01-283-3774	3-257	01-286-6349	3-221	01-297-9460	3-58	01-311-9645	3-230
01-283-8521	3-316	01-286-6350	3-221	01-298-0450	3-58	01-311-9646	3-230
01-284-2870	3-21	01-286-6351	3-221	01-298-0451	3-58	01-311-9647	3-230
01-284-2923	3-196	01-286-6352	3-221	01-298-6855	3-91	01-311-9648	3-230
01-284-2924	3-196	01-286-6353	3-221	01-298-6922	3-236	01-311-9649	3-230
01-284-3982	3-111	01-286-6354	3-221	01-298-6923	3-236	01-311-9650	3-230
01-284-4821	3-317	01-286-8056	3-316	01-298-6924	3-236	01-311-9651	3-230
01-284-5300	3-317	01-287-3938	3-111	01-298-6925	3-236	01-311-9652	3-230
01-284-5301	3-317	01-287-5313	3-131	01-298-9297	3-46	01-311-9653	3-230
01-284-5302	3-317	01-287-9984	3-288	01-299-4291	3-138	01-311-9654	3-230
01-284-5303	3-315	01-289-2039	3-239	01-300-3819	3-267	01-311-9655	3-230
01-284-5304	3-317	01-289-2040	3-239	01-300-6556	3-234	01-311-9656	3-230
01-285-1120	3-48	01-289-2041	3-239	01-300-6557	3-234	01-311-9657	3-230
01-285-1740	3-316	01-289-2042	3-239	01-300-6558	3-234	01-311-9658	3-230
01-285-1741	3-317	01-289-2043	3-239	01-300-6559	3-234	01-311-9659	3-230
01-285-1770	3-103	01-290-1623	3-34	01-300-6560	3-234	01-311-9660	3-230
01-285-2486	3-179	01-290-1775	3-208	01-301-2250	3-285	01-311-9661	3-230
01-285-2487	3-179	01-290-1776	3-208	01-301-2251	3-285	01-311-9663	3-230
01-285-2489	3-179	01-290-4816	3-21	01-301-2553	3-31	01-311-9664	3-230
01-285-2492	3-179	01-290-5135	3-188	01-302-3604	3-178	01-311-9665	3-230
01-285-2493	3-179	01-291-7531	3-61	01-302-3605	3-178	01-311-9666	3-230
01-285-2495	3-179	01-292-5095	3-25	01-302-3606	3-178	01-311-9667	3-230
01-285-3033	3-179	01-292-6404	3-319	01-302-3607	3-178	01-311-9668	3-230
01-285-3035	3-179	01-292-6737	3-291	01-302-3608	3-178	01-311-9669	3-230
01-285-3038	3-179	01-292-9620	3-307	01-302-3609	3-178	01-311-9670	3-230
01-285-3040	3-179	01-293-0789	3-179	01-302-6080	3-279	01-311-9671	3-230
01-285-3041	3-179	01-293-1092	3-47	01-302-6081	3-279	01-311-9672	3-230

NIIN Cross Reference Index

NIIN	Page No.	NIIN	Page No.	NIIN	Page No.		Page No.
01-311-9673	3-230	01-312-1456	3-228	01-312-7791	3-249	01-313-3770	3-231
01-311-9674	3-230	01-312-1457	3-228	01-312-7792	3-249	01-313-3772	3-231
01-311-9675	3-230	01-312-1458	3-228	01-312-7793	3-249	01-313-3777	3-231
01-311-9676	3-230	01-312-1459	3-228	01-312-7794	3-249	01-313-3785	3-231
01-311-9677	3-230	01-312-1460	3-228	01-312-7797	3-249	01-313-3793	3-231
01-311-9678	3-230	01-312-1461	3-228	01-312-7798	3-249	01-313-3801	3-231
01-311-9679	3-230	01-312-1462	3-228	01-312-7800	3-249	01-313-3809	3-231
01-311-9680	3-230	01-312-1463	3-228	01-312-7801	3-249	01-313-3821	3-231
01-311-9681	3-230	01-312-1464	3-228	01-312-7802	3-249	01-313-3822	3-231
01-311-9682	3-230	01-312-1465	3-228	01-312-7803	3-249	01-313-3823	3-231
01-311-9683	3-230	01-312-1466	3-228	01-312-7804	3-249	01-313-3824	3-231
01-311-9684	3-230	01-312-1467	3-228	01-312-7807	3-249	01-313-3825	3-231
01-311-9685	3-230	01-312-1468	3-228	01-312-7808	3-249	01-313-3826	3-231
01-311-9687	3-230	01-312-1469	3-228	01-312-7811	3-249	01-313-3827	3-231
01-311-9688	3-230	01-312-1470	3-228	01-312-7812	3-249	01-313-3828	3-231
01-311-9690	3-230	01-312-1473	3-228	01-312-7813	3-249	01-313-8945	3-285
01-312-1415	3-228	01-312-1474	3-228	01-312-7814	3-249	01-314-8245	3-73
01-312-1416	3-228	01-312-2260	3-49	01-312-7817	3-249	01-315-2019	3-156
01-312-1417	3-228	01-312-5154	3-229	01-312-7818	3-249	01-315-2020	3-156
01-312-1418	3-228	01-312-5155	3-229	01-312-7820	3-249	01-315-2021	3-156
01-312-1419	3-228	01-312-5156	3-229	01-312-7821	3-249	01-315-2022	3-156
01-312-1420	3-228	01-312-5157	3-229	01-312-7822	3-249	01-315-2023	3-156
01-312-1421	3-228	01-312-5158	3-229	01-312-7823	3-249	01-315-2024	3-156
01-312-1424	3-228	01-312-5159	3-229	01-312-7824	3-249	01-316-9816	3-196
01-312-1425	3-228	01-312-7710	3-249	01-312-7827	3-249	01-317-0678	3-280
01-312-1426	3-228	01-312-7740	3-227	01-312-7828	3-249	01-317-3314	3-186
01-312-1427	3-228	01-312-7741	3-227	01-312-7830	3-249	01-317-6140	3-161
01-312-1430	3-228	01-312-7742	3-227	01-312-7831	3-249	01-317-6428	3-161
01-312-1431	3-228	01-312-7743	3-227	01-312-7832	3-249	01-318-1590	3-229
01-312-1432	3-228	01-312-7744	3-227	01-312-7833	3-249	01-318-1591	3-229
01-312-1433	3-228	01-312-7745	3-227	01-312-7834	3-249	01-318-1592	3-229
01-312-1434	3-228	01-312-7746	3-227	01-312-7837	3-249	01-318-1593	3-229
01-312-1435	3-228	01-312-7747	3-227	01-312-7838	3-249	01-318-1594	3-229
01-312-1436	3-228	01-312-7748	3-227	01-312-7840	3-249	01-318-1595	3-229
01-312-1437	3-228	01-312-7756	3-249	01-312-7841	3-249	01-318-1596	3-229
01-312-1438	3-228	01-312-7757	3-249	01-312-7842	3-249	01-318-1597	3-229
01-312-1439	3-228	01-312-7758	3-249	01-312-7843	3-249	01-318-1598	3-229
01-312-1440	3-228	01-312-7759	3-249	01-312-7844	3-249	01-318-1599	3-229
01-312-1441	3-228	01-312-7760	3-249	01-312-7847	3-249	01-318-1600	3-229
01-312-1442	3-228	01-312-7761	3-249	01-312-7850	3-249	01-318-1601	3-229
01-312-1443	3-228	01-312-7762	3-249	01-312-7851	3-249	01-318-1603	3-229
01-312-1444	3-228	01-312-7767	3-249	01-312-7852	3-249	01-318-1604	3-229
01-312-1445	3-228	01-312-7768	3-249	01-312-7853	3-249	01-318-1605	3-229
01-312-1446	3-228	01-312-7769	3-249	01-312-7854	3-249	01-318-1606	3-229
01-312-1447	3-228	01-312-7770	3-249	01-312-7857	3-230	01-318-1607	3-229
01-312-1448	3-228	01-312-7771	3-249	01-312-7858	3-230	01-318-1608	3-229
01-312-1449	3-228	01-312-7777	3-249	01-312-7859	3-230	01-318-1609	3-229
01-312-1450	3-228	01-312-7781	3-249	01-312-7860	3-230	01-318-1610	3-229
01-312-1451	3-228	01-312-7782	3-249	01-312-7861	3-230	01-318-1611	3-229
01-312-1452	3-228	01-312-7783	3-249	01-312-7862	3-230	01-318-1612	3-229
01-312-1453	3-228	01-312-7784	3-249	01-312-7863	3-230	01-318-1613	3-229
01-312-1454	3-228	01-312-7787	3-249	01-312-7864	3-230	01-318-1614	3-229
01-312-1455	3-228	01-312-7790	3-249	01-312-7865	3-230	01-318-1615	3-229

NIIN Cross Reference Index

<u>NIIN</u>	<u>Page No.</u>	<u>NIIN</u>	<u>Page No.</u>	<u>NIIN</u>	<u>Page No.</u>	<u>NIIN</u>	<u>Page No.</u>
01-318-1616	3-229	01-323-5653	3-316	01-325-6494	3-248	01-325-6547	3-249
01-318-1617	3-229	01-323-6116	3-143	01-325-6495	3-248	01-325-6548	3-249
01-318-1618	3-229	01-324-0895	3-156	01-325-6496	3-248	01-325-6549	3-249
01-318-1619	3-229	01-324-4698	3-101	01-325-6497	3-248	01-325-6550	3-249
01-318-1620	3-229	01-325-0046	3-281	01-325-6498	3-248	01-325-6551	3-249
01-318-1621	3-229	01-325-0067	3-53	01-325-6499	3-248	01-325-8805	3-154
01-318-1622	3-229	01-325-2990	3-281	01-325-6500	3-248	01-325-8806	3-154
01-318-1623	3-229	01-325-2991	3-281	01-325-6501	3-248	01-326-0078	3-317
01-318-1624	3-229	01-325-4373	3-21	01-325-6502	3-248	01-327-4832	3-238
01-318-1625	3-229	01-325-6184	3-285	01-325-6503	3-248	01-327-4836	3-238
01-318-1626	3-229	01-325-6451	3-248	01-325-6504	3-248	01-327-5296	3-234
01-318-1627	3-229	01-325-6452	3-248	01-325-6505	3-248	01-327-5297	3-234
01-318-1628	3-229	01-325-6453	3-248	01-325-6506	3-248	01-327-5298	3-234
01-318-1629	3-229	01-325-6454	3-248	01-325-6507	3-248	01-327-5299	3-234
01-318-1630	3-229	01-325-6455	3-248	01-325-6508	3-248	01-327-5300	3-234
01-318-1631	3-229	01-325-6456	3-248	01-325-6509	3-248	01-327-5301	3-234
01-318-1632	3-229	01-325-6457	3-248	01-325-6510	3-249	01-327-5302	3-234
01-318-1633	3-229	01-325-6458	3-248	01-325-6511	3-249	01-327-5303	3-234
01-318-1634	3-229	01-325-6459	3-248	01-325-6512	3-249	01-327-5304	3-234
01-318-1635	3-229	01-325-6460	3-248	01-325-6513	3-249	01-327-5305	3-234
01-318-1636	3-229	01-325-6461	3-248	01-325-6514	3-249	01-327-5306	3-234
01-318-1638	3-229	01-325-6462	3-248	01-325-6515	3-249	01-327-5307	3-234
01-318-1639	3-229	01-325-6463	3-248	01-325-6516	3-249	01-327-5308	3-234
01-318-1640	3-229	01-325-6464	3-248	01-325-6517	3-249	01-327-5309	3-234
01-318-1641	3-229	01-325-6465	3-248	01-325-6518	3-249	01-327-5310	3-234
01-318-1642	3-229	01-325-6466	3-248	01-325-6519	3-249	01-327-5311	3-234
01-318-1643	3-229	01-325-6467	3-248	01-325-6520	3-249	01-327-5312	3-234
01-318-1644	3-229	01-325-6468	3-248	01-325-6521	3-249	01-327-5313	3-234
01-318-1645	3-229	01-325-6469	3-248	01-325-6522	3-249	01-327-5314	3-234
01-318-1646	3-229	01-325-6470	3-248	01-325-6523	3-249	01-327-5315	3-234
01-318-1647	3-229	01-325-6471	3-248	01-325-6524	3-249	01-327-5316	3-234
01-318-1648	3-229	01-325-6472	3-248	01-325-6525	3-249	01-327-5317	3-234
01-318-1649	3-229	01-325-6473	3-248	01-325-6526	3-249	01-327-5324	3-242
01-318-2624	3-51	01-325-6474	3-248	01-325-6527	3-249	01-327-5325	3-242
01-319-2537	3-152	01-325-6475	3-248	01-325-6528	3-249	01-327-5326	3-242
01-319-2538	3-152	01-325-6476	3-248	01-325-6529	3-249	01-327-5327	3-242
01-320-3312	3-51	01-325-6477	3-248	01-325-6530	3-249	01-327-5328	3-242
01-320-8248	3-316	01-325-6478	3-248	01-325-6531	3-249	01-327-5329	3-242
01-321-5594	3-258	01-325-6479	3-248	01-325-6532	3-249	01-327-5330	3-242
01-321-5599	3-219	01-325-6480	3-248	01-325-6533	3-249	01-327-5331	3-242
01-321-5600	3-219	01-325-6481	3-248	01-325-6534	3-249	01-327-5332	3-242
01-321-5834	3-281	01-325-6482	3-248	01-325-6535	3-249	01-327-5333	3-242
01-321-5835	3-281	01-325-6483	3-248	01-325-6536	3-249	01-327-5334	3-242
01-321-5836	3-281	01-325-6484	3-248	01-325-6537	3-249	01-327-5335	3-242
01-321-5837	3-281	01-325-6485	3-248	01-325-6538	3-249	01-327-5336	3-242
01-322-1965	3-264	01-325-6486	3-248	01-325-6539	3-249	01-327-5337	3-242
01-322-1966	3-264	01-325-6487	3-248	01-325-6540	3-249	01-327-5338	3-242
01-322-2370	3-49	01-325-6488	3-248	01-325-6541	3-249	01-327-5339	3-242
01-322-6622	3-179	01-325-6489	3-248	01-325-6542	3-249	01-327-5340	3-242
01-322-7420	3-208	01-325-6490	3-248	01-325-6543	3-249	01-327-5341	3-242
01-323-2174	3-240	01-325-6491	3-248	01-325-6544	3-249	01-327-5342	3-242
01-323-2175	3-240	01-325-6492	3-248	01-325-6545	3-249	01-327-5343	3-242
01-323-2176	3-240	01-325-6493	3-248	01-325-6546	3-249	01-327-5344	3-242

NIIN Cross Reference Index

<u>NIIN</u>	<u>Page No.</u>	<u>NIIN</u>	<u>Page No.</u>	<u>NIIN</u>	<u>Page No.</u>	<u>NIIN</u>	<u>Page No.</u>
01-327-5362	3-267	01-334-9513	3-258	01-344-6696	3-177	01-355-4017	3-201
01-327-7347	3-281	01-335-2623	3-165	01-344-6699	3-177	01-355-4018	3-201
01-327-7348	3-281	01-335-3448	3-49	01-344-6700	3-177	01-355-4423	3-71
01-327-7349	3-281	01-336-0112	3-48	01-344-6701	3-177	01-356-1245	3-201
01-327-7350	3-281	01-336-2860	3-155	01-344-6703	3-177	01-356-1246	3-201
01-327-7351	3-281	01-336-3033	3-179	01-344-6704	3-177	01-356-2938	3-177
01-327-8546	3-267	01-336-3036	3-179	01-344-9475	3-69	01-356-2939	3-177
01-327-8547	3-267	01-336-7174	3-275	01-344-9520	3-68	01-356-3811	3-177
01-328-5954	3-350	01-337-1816	3-201	01-345-4520	3-350	01-356-5171	3-179
01-328-5955	3-350	01-337-4983	3-48	01-347-0916	3-178	01-356-8767	3-177
01-328-8268	3-264	01-337-5269	3-125	01-347-0979	3-186	01-356-9908	3-177
01-329-2787	3-242	01-339-9659	3-54	01-347-5228	3-155	01-357-6839	3-161
01-329-2788	3-242	01-340-7061	3-178	01-347-9581	3-161	01-357-6840	3-161
01-329-2789	3-242	01-340-7883	3-43	01-348-1130	3-155	01-357-6841	3-161
01-329-2790	3-242	01-341-4039	3-141	01-349-4756	3-178	01-357-6854	3-164
01-329-2791	3-242	01-341-7894	3-75	01-349-4757	3-178	01-357-6855	3-164
01-329-2792	3-242	01-342-0696	3-134	01-349-4758	3-178	01-358-0771	3-154
01-329-2793	3-242	01-342-4145	3-175	01-349-8493	3-177	01-358-0808	3-121
01-329-2794	3-242	01-342-4688	3-49	01-349-9005	3-177	01-358-0809	3-121
01-329-2795	3-242	01-342-4689	3-49	01-349-9006	3-177	01-358-2035	3-103
01-329-2796	3-242	01-342-4852	3-350	01-349-9009	3-177	01-358-4331	3-178
01-329-2797	3-242	01-342-4853	3-350	01-349-9356	3-229	01-358-4390	3-282
01-329-2798	3-242	01-342-4854	3-350	01-350-2070	3-177	01-358-4391	3-282
01-329-2799	3-242	01-342-4855	3-350	01-350-4741	3-178	01-358-4392	3-282
01-329-2800	3-242	01-342-4856	3-350	01-350-4742	3-178	01-358-4393	3-282
01-329-2801	3-242	01-342-4857	3-350	01-350-4743	3-178	01-358-5350	3-230
01-329-2802	3-242	01-342-4858	3-350	01-350-4744	3-178	01-358-5351	3-230
01-329-2803	3-242	01-342-4859	3-350	01-350-4745	3-178	01-358-5352	3-230
01-329-2804	3-242	01-342-5315	3-175	01-350-5239	3-177	01-358-5353	3-230
01-329-2805	3-242	01-342-5316	3-175	01-350-5319	3-307	01-358-5354	3-230
01-329-2806	3-242	01-342-5933	3-351	01-350-5320	3-307	01-358-5355	3-230
01-329-2807	3-242	01-342-5934	3-351	01-350-6256	3-178	01-358-5356	3-230
01-329-6297	3-179	01-343-2087	3-350	01-350-6781	3-307	01-358-5357	3-230
01-329-6301	3-179	01-343-2096	3-351	01-352-4529	3-307	01-358-5358	3-230
01-329-6302	3-179	01-343-3281	3-317	01-352-6554	3-236	01-358-5359	3-230
01-329-6304	3-179	01-343-8095	3-255	01-353-1694	3-153	01-358-5360	3-230
01-329-6755	3-179	01-343-8667	3-41	01-353-4468	3-61	01-358-5361	3-230
01-330-6323	3-350	01-344-5107	3-177	01-353-8313	3-179	01-358-5362	3-230
01-330-7478	3-155	01-344-5108	3-177	01-353-9055	3-177	01-358-5363	3-230
01-331-3351	3-264	01-344-5110	3-177	01-354-0960	3-178	01-358-5364	3-230
01-331-6365	3-49	01-344-5111	3-177	01-354-0961	3-178	01-358-5365	3-230
01-332-1560	3-163	01-344-5115	3-177	01-354-0963	3-178	01-358-5366	3-230
01-332-2111	3-147	01-344-5139	3-69	01-354-0964	3-178	01-358-5367	3-230
01-332-2902	3-154	01-344-5229	3-350	01-354-0965	3-178	01-358-5684	3-231
01-332-3968	3-163	01-344-5310	3-177	01-354-0966	3-178	01-358-5685	3-231
01-333-7761	3-177	01-344-5312	3-177	01-354-0969	3-178	01-358-5686	3-231
01-333-7762	3-177	01-344-5316	3-177	01-354-0977	3-178	01-358-5687	3-231
01-333-7763	3-177	01-344-5317	3-177	01-354-0978	3-178	01-358-5688	3-231
01-333-7764	3-177	01-344-5319	3-177	01-354-0979	3-178	01-358-5689	3-231
01-333-9450	3-177	01-344-5320	3-177	01-354-0980	3-178	01-358-5690	3-231
01-333-9813	3-177	01-344-6690	3-177	01-354-0981	3-178	01-358-5691	3-231
01-334-2902	3-201	01-344-6694	3-177	01-354-0982	3-178	01-358-5692	3-231
01-334-4357	3-291	01-344-6695	3-177	01-354-9820	3-307	01-358-5693	3-231

NIIN Cross Reference Index

<u>NIIN</u>	<u>Page No.</u>	<u>NIIN</u>	<u>Page No.</u>	<u>NIIN</u>	<u>Page No.</u>	<u>NIIN</u>	<u>Page No.</u>
01-358-5694	3-231	01-358-5747	3-230	01-372-1665	3-229	01-372-1718	3-230
01-358-5695	3-231	01-358-5748	3-230	01-372-1666	3-229	01-372-1719	3-230
01-358-5696	3-231	01-358-5749	3-230	01-372-1667	3-229	01-372-1720	3-230
01-358-5697	3-231	01-358-5750	3-230	01-372-1668	3-229	01-372-1721	3-230
01-358-5698	3-231	01-358-5751	3-230	01-372-1669	3-229	01-372-1722	3-230
01-358-5699	3-231	01-358-5752	3-230	01-372-1670	3-229	01-372-1723	3-230
01-358-5700	3-231	01-358-5753	3-230	01-372-1671	3-229	01-372-1724	3-230
01-358-5701	3-231	01-358-5754	3-230	01-372-1672	3-229	01-372-1725	3-230
01-358-5702	3-231	01-358-5755	3-230	01-372-1673	3-229	01-372-1726	3-230
01-358-5703	3-231	01-358-5756	3-230	01-372-1674	3-229	01-372-1727	3-230
01-358-5704	3-231	01-358-5757	3-230	01-372-1675	3-229	01-372-1728	3-230
01-358-5705	3-231	01-358-5758	3-230	01-372-1676	3-229	01-372-1729	3-230
01-358-5706	3-231	01-358-5759	3-230	01-372-1677	3-229	01-372-1730	3-230
01-358-5707	3-231	01-358-5760	3-230	01-372-1678	3-229	01-372-1731	3-230
01-358-5708	3-231	01-358-5761	3-230	01-372-1679	3-229	01-372-1732	3-230
01-358-5709	3-231	01-358-5762	3-230	01-372-1680	3-229	01-372-1733	3-230
01-358-5710	3-231	01-358-5763	3-230	01-372-1681	3-229	01-372-1734	3-230
01-358-5711	3-231	01-358-6724	3-307	01-372-1682	3-229	01-372-1735	3-230
01-358-5712	3-231	01-358-7521	3-281	01-372-1683	3-229	01-372-1736	3-230
01-358-5713	3-231	01-358-7527	3-281	01-372-1684	3-229	01-372-1737	3-230
01-358-5714	3-231	01-358-7529	3-281	01-372-1685	3-229	01-372-1738	3-230
01-358-5715	3-231	01-358-9653	3-282	01-372-1686	3-229	01-372-1739	3-230
01-358-5716	3-231	01-359-9524	3-147	01-372-1687	3-229	01-372-1740	3-230
01-358-5717	3-231	01-360-1907	3-272	01-372-1688	3-229	01-372-1741	3-230
01-358-5718	3-231	01-360-8067	3-177	01-372-1689	3-229	01-372-1742	3-230
01-358-5719	3-231	01-360-8068	3-177	01-372-1690	3-229	01-372-1743	3-230
01-358-5720	3-231	01-362-0042	3-106	01-372-1691	3-229	01-372-1744	3-230
01-358-5721	3-231	01-362-3208	3-175	01-372-1692	3-229	01-372-1745	3-230
01-358-5722	3-231	01-364-9501	3-164	01-372-1693	3-229	01-372-1746	3-230
01-358-5723	3-231	01-365-6112	3-319	01-372-1694	3-229	01-372-1747	3-230
01-358-5724	3-231	01-365-8841	3-178	01-372-1695	3-229	01-372-1748	3-230
01-358-5725	3-231	01-366-5856	3-163	01-372-1696	3-229	01-372-1749	3-230
01-358-5726	3-231	01-367-4345	3-25	01-372-1697	3-229	01-372-1750	3-230
01-358-5727	3-231	01-368-2632	3-179	01-372-1698	3-229	01-372-1751	3-230
01-358-5728	3-231	01-368-2633	3-179	01-372-1699	3-229	01-372-5994	3-51
01-358-5729	3-231	01-368-5447	3-178	01-372-1700	3-229	01-372-6915	3-274
01-358-5730	3-231	01-368-7075	3-274	01-372-1701	3-229	01-373-8622	3-51
01-358-5731	3-231	01-368-7793	3-177	01-372-1702	3-229	01-374-3393	3-178
01-358-5732	3-231	01-370-2601	3-101	01-372-1703	3-229	01-374-8954	3-177
01-358-5733	3-230	01-370-8620	3-34	01-372-1704	3-229	01-374-8955	3-177
01-358-5734	3-230	01-371-5241	3-121	01-372-1705	3-229	01-375-1225	3-25
01-358-5735	3-230	01-371-8049	3-114	01-372-1706	3-229	01-375-2174	3-177
01-358-5736	3-230	01-372-1654	3-230	01-372-1707	3-229	01-376-0968	3-48
01-358-5737	3-230	01-372-1655	3-230	01-372-1708	3-229	01-378-3007	3-48
01-358-5738	3-230	01-372-1656	3-229	01-372-1709	3-229	01-380-0401	3-177
01-358-5739	3-230	01-372-1657	3-229	01-372-1710	3-230	01-380-1744	3-179
01-358-5740	3-230	01-372-1658	3-229	01-372-1711	3-230	01-380-3236	3-179
01-358-5741	3-230	01-372-1659	3-229	01-372-1712	3-230	01-380-3278	3-178
01-358-5742	3-230	01-372-1660	3-229	01-372-1713	3-230	01-380-4369	3-114
01-358-5743	3-230	01-372-1661	3-229	01-372-1714	3-230	01-383-2464	3-48
01-358-5744	3-230	01-372-1662	3-229	01-372-1715	3-230	01-383-8875	3-48
01-358-5745	3-230	01-372-1663	3-229	01-372-1716	3-230	01-385-6634	3-39
01-358-5746	3-230	01-372-1664	3-229	01-372-1717	3-230		3-41

NIIN Cross Reference Index

<u>NIIN</u>	<u>Page No.</u>	<u>NIIN</u>	<u>Page No.</u>	<u>NIIN</u>	<u>Page No.</u>	<u>NIIN</u>	<u>Page No.</u>
01-387-1316	3-149	01-441-3296	3-244	01-454-6779	3-243	01-468-6982	3-227
01-390-7828	3-113	01-441-3298	3-241	01-454-6783	3-243	01-468-6984	3-227
01-390-8948	3-242	01-441-3299	3-241	01-458-7274	3-253	01-468-6985	3-227
01-390-9240	3-31	01-442-1430	3-267	01-458-7281	3-253	01-468-6987	3-227
01-393-9044	3-114	01-442-1434	3-267	01-458-7287	3-253	01-468-6988	3-227
01-395-1114	3-221	01-442-1988	3-241	01-461-4920	3-236	01-468-6995	3-227
01-395-1135	3-221	01-442-1991	3-244	01-461-4922	3-236	01-468-7058	3-227
01-395-1137	3-221	01-443-3345	3-103	01-461-4924	3-236	01-468-7059	3-227
01-396-6797	3-177	01-446-1889	3-253	01-461-4932	3-236	01-468-7060	3-227
01-396-6798	3-177	01-446-1891	3-253	01-461-4934	3-237	01-468-7063	3-227
01-396-6799	3-177	01-446-1892	3-253	01-461-4940	3-237	01-468-7064	3-227
01-396-6805	3-177	01-446-9248	3-236	01-461-4942	3-237	01-468-7067	3-227
01-409-2727	3-307	01-446-9252	3-236	01-461-4962	3-237	01-468-7069	3-227
01-409-2733	3-307	01-446-9253	3-236	01-461-4964	3-237	01-468-7072	3-227
01-409-2738	3-307	01-446-9254	3-236	01-461-4966	3-237	01-468-7074	3-227
01-409-2739	3-307	01-446-9256	3-236	01-461-4969	3-237	01-468-7075	3-227
01-409-2740	3-307	01-446-9259	3-236	01-461-4970	3-237	01-468-7078	3-227
01-411-2481	3-319	01-450-0065	3-245	01-461-4971	3-237	01-468-7081	3-227
01-411-2564	3-319	01-450-0067	3-245	01-461-4981	3-237	01-468-7083	3-227
01-411-8826	3-51	01-450-0069	3-245	01-467-9958	3-237	01-468-7088	3-227
01-411-9787	3-136	01-450-0354	3-221	01-468-0089	3-237	01-468-7090	3-227
01-412-4634	3-111	01-450-0636	3-221	01-468-0091	3-237	01-476-1024	3-253
01-413-3312	3-302	01-450-0639	3-221	01-468-0092	3-237	01-482-8678	3-237
01-413-3313	3-302	01-450-0641	3-221	01-468-0093	3-237	01-482-8684	3-237
01-413-3314	3-302	01-452-4668	3-235	01-468-0094	3-237	01-482-8688	3-236
01-413-3315	3-302	01-452-4686	3-235	01-468-0095	3-237	01-482-8690	3-237
01-413-3318	3-302	01-452-4758	3-235	01-468-6762	3-227	01-483-0877	3-227
01-413-3321	3-302	01-452-4767	3-235	01-468-6767	3-227	01-483-0881	3-227
01-413-4580	3-302	01-452-4774	3-235	01-468-6775	3-227	01-483-0882	3-227
01-413-4582	3-302	01-452-4783	3-235	01-468-6779	3-227	01-483-0884	3-227
01-415-0784	3-319	01-452-4793	3-235	01-468-6782	3-227	01-483-0885	3-227
01-415-0799	3-319	01-452-4797	3-235	01-468-6785	3-227	01-483-0886	3-227
01-415-2813	3-319	01-452-4865	3-235	01-468-6786	3-227	01-483-0887	3-227
01-415-5512	3-319	01-452-4877	3-235	01-468-6787	3-227	01-483-0888	3-227
01-416-0552	3-307	01-452-4888	3-235	01-468-6789	3-227	01-483-0889	3-227
01-417-9230	3-51	01-452-4943	3-235	01-468-6790	3-227	01-483-0890	3-227
01-418-5152	3-319	01-452-4956	3-235	01-468-6792	3-227	01-483-0892	3-227
01-418-5963	3-319	01-452-4960	3-235	01-468-6794	3-227	01-483-0893	3-227
01-419-5026	3-307	01-452-4967	3-235	01-468-6796	3-227	01-483-0894	3-227
01-420-0107	3-307	01-452-4970	3-235	01-468-6797	3-227	01-483-0895	3-227
01-420-6159	3-307	01-452-5031	3-235	01-468-6799	3-227	01-483-0896	3-227
01-420-6168	3-307	01-452-5036	3-235	01-468-6801	3-227	01-483-0898	3-227
01-421-0067	3-258	01-452-5038	3-235	01-468-6849	3-227	01-483-0899	3-227
01-421-1373	3-236	01-452-5040	3-235	01-468-6966	3-227	01-483-0901	3-227
01-424-1868	3-307	01-452-5060	3-235	01-468-6970	3-227	01-483-0902	3-227
01-424-4845	3-160	01-452-5065	3-235	01-468-6972	3-227	01-483-0904	3-227
01-426-5479	3-258	01-452-5072	3-235	01-468-6974	3-227	01-483-0905	3-227
01-441-1693	3-241	01-452-5078	3-235	01-468-6975	3-227	01-483-0907	3-227
01-441-2995	3-267	01-452-5296	3-235	01-468-6976	3-227	01-483-0908	3-227
01-441-2996	3-267	01-452-5307	3-235	01-468-6977	3-227	01-483-0909	3-227
01-441-2997	3-267	01-452-5319	3-235	01-468-6978	3-227	01-483-1121	3-227
01-441-3223	3-113	01-454-6760	3-243	01-468-6979	3-227	01-483-1185	3-227
01-441-3293	3-241	01-454-6769	3-243	01-468-6980	3-227	01-483-1187	3-227

NIIN Cross Reference Index

<u>NIIN</u>	<u>Page No.</u>	<u>NIIN</u>	<u>Page No.</u>	<u>NIIN</u>	<u>Page No.</u>	<u>NIIN</u>	<u>Page No.</u>
01-483-1188	3-227	01-483-1257	3-227	01-490-1917	3-243	01-495-0893	3-239
01-483-1189	3-227	01-483-1258	3-227	01-490-4368	3-235	01-495-0894	3-239
01-483-1191	3-227	01-483-1259	3-227	01-490-4371	3-235	01-498-0273	3-119
01-483-1192	3-227	01-483-1260	3-227	01-490-4372	3-235	01-498-0279	3-119
01-483-1193	3-227	01-483-1261	3-227	01-490-4374	3-235	01-498-0280	3-119
01-483-1195	3-227	01-490-1900	3-243	01-490-4376	3-235	01-498-0281	3-119
01-483-1197	3-227	01-490-1901	3-243	01-490-4378	3-235	01-498-0282	3-119
01-483-1198	3-227	01-490-1902	3-243	01-490-4379	3-235	01-498-0286	3-119
01-483-1218	3-227	01-490-1903	3-243	01-490-4380	3-235	01-498-0292	3-119
01-483-1220	3-227	01-490-1904	3-243	01-490-4381	3-235	01-498-0295	3-119
01-483-1224	3-227	01-490-1908	3-243	01-490-4382	3-235	01-498-0306	3-119
01-483-1225	3-227	01-490-1910	3-243	01-490-4383	3-235	01-499-5049	3-217
01-483-1243	3-227	01-490-1911	3-243	01-490-4384	3-235	01-499-5053	3-217
01-483-1245	3-227	01-490-1913	3-243	01-495-0884	3-239	01-500-5484	3-263
01-483-1247	3-227	01-490-1914	3-243	01-495-0890	3-239	01-500-5485	3-263
01-483-1255	3-227	01-490-1915	3-243	01-495-0892	3-239		


**Please take a minute to provide feedback regarding this catalog.
Your comments are important and help to provide a quality product for you.**

(Upon completion, tear off the card at the perfs, fold in half, seal with tape and mail.)

DLIS QUALITY FEEDBACK CARD			(CATALOG)									
DLIS Account No.		Submission Date										
Product Name/Number/Edition/Date		Page/Ref/Ident/Etc.										
Component <input type="checkbox"/> Air Force <input type="checkbox"/> Navy <input type="checkbox"/> DoD <input type="checkbox"/> Coast Guard <input type="checkbox"/> Army <input type="checkbox"/> Marines <input type="checkbox"/> Civilian <input type="checkbox"/> Other	Name:		Phone (DSN or Comm):									
	Organization:											
	Address:											
	City/State/Zip:											
	Requisition/Voucher No.	Distribution Rating _____										
		Product Rating _____	Poor (1) → Excellent (10)									
Would you like to see the existing three sections of the Afloat Shopping Guide (ASG) merged into one book? YES _____ NO _____												
Quality Problem												
<table style="width:100%; border: none;"> <tr> <td style="width:33%; border: none;">___ Received wrong catalog</td> <td style="width:33%; border: none;">___ Catalogs received late</td> <td style="width:33%; border: none;">___ Incorrect position</td> </tr> <tr> <td style="border: none;">___ Received incorrect quantities</td> <td style="border: none;">___ Border info incorrect</td> <td style="border: none;">___ Obscure/missing data</td> </tr> <tr> <td style="border: none;">___ Received in poor condition</td> <td style="border: none;">___ Height/depth incorrect</td> <td style="border: none;">___ Inconsistent data</td> </tr> </table>				___ Received wrong catalog	___ Catalogs received late	___ Incorrect position	___ Received incorrect quantities	___ Border info incorrect	___ Obscure/missing data	___ Received in poor condition	___ Height/depth incorrect	___ Inconsistent data
___ Received wrong catalog	___ Catalogs received late	___ Incorrect position										
___ Received incorrect quantities	___ Border info incorrect	___ Obscure/missing data										
___ Received in poor condition	___ Height/depth incorrect	___ Inconsistent data										
Description of Quality Problem(s):												
Comments:												
FOR DLIS USE ONLY			CUSTOMER ASSISTANCE: 1-888-352-9333 or DSN 932-4725									
Control Number	Received By/Date	Reply Date	This card does not replace existing procedures for submitting requisitions or requesting automatic distribution.									



NO POSTAGE
NECESSARY
IF MAILED
IN THE
UNITED STATES



BUSINESS REPLY MAIL
FIRST-CLASS MAIL PERMIT NO 1267 BATTLE CREEK MI

POSTAGE WILL BE PAID BY ADDRESSEE

DLIS- KBN

DEFENSE LOGISTICS INFORMATION SERVICE
74 WASHINGTON AVE N STE 7
BATTLE CREEK MI 49017-9915



Fold Here

Fold Here

Seal With Tape Only

Produced by:

DLIS



ELECTRONIC DOCUMENTS/PRODUCTS BRANCH
DEFENSE LOGISTICS INFORMATION SERVICE
74 WASHINGTON AVENUE NORTH, SUITE 7
BATTLE CREEK MI 49017-3084

Telephone: DSN 932-4690
Commercial (269) 961-4690

FAX: DSN 932-4983
Commercial: (269) 961-4983